

FY 2015 Budget



America's Brightest **ORANGE**

FY 2015 Budget Presentation

- ❖ FY 2015 Proposed Budget
- ❖ Enrollment
- ❖ Big XII Comparisons
- ❖ Tuition & Fee Schedules
- ❖ Auxiliary Enterprises
- ❖ Planning for the Future

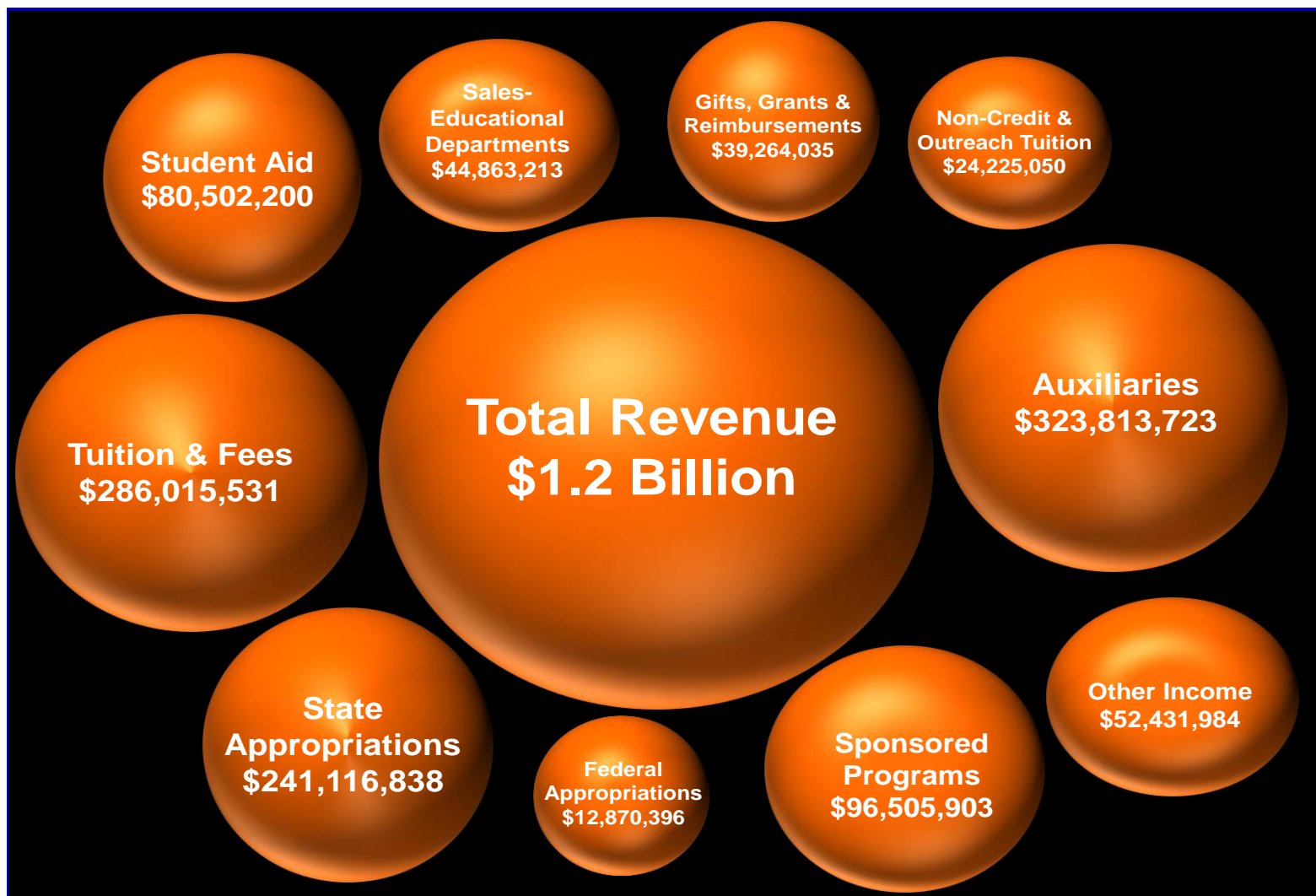


Items Presented for Approval

- ❖ Forms SR-A3
- ❖ Tuition & Fee Rates
- ❖ Housing & Dining Rates



Sources of Revenue - All Agencies



State Allocations - All Agencies

Agency	FY 2014	FY 2015	\$ Increase	% Increase
General University	\$122,658,690	\$122,658,690	\$0	0.00%
Oklahoma Agricultural Experiment Station	26,706,009	26,706,009	0	0.00%
Oklahoma Cooperative Extension Service	29,142,844	29,142,844	0	0.00%
OSU Institute of Technology	14,553,129	14,553,129	0	0.00%
Center for Veterinary Health Sciences	10,902,937	10,902,937	0	0.00%
Oklahoma City	11,663,314	11,663,314	0	0.00%
Center for Health Sciences	14,194,766	14,194,766	0	0.00%
Tulsa	11,295,149	11,295,149	0	0.00%
Totals	\$241,116,838	\$241,116,838	\$0	0.00%



Sources of New Funds - All Agencies

Net Tuition & Fees	\$1,569,123
Block Tuition	1,384,282
Enrollment Growth	3,500,718
Reallocation of Funds	2,488,137
Other New Sources of Funds	3,649,000
Unfilled Positions Unfunded/Reallocated	413,397
Other Categories	10,760,829
Use of Reserves	13,190,000
Total Estimated New/Reallocated Funds	\$36,955,486



Use of New Funds - All Agencies

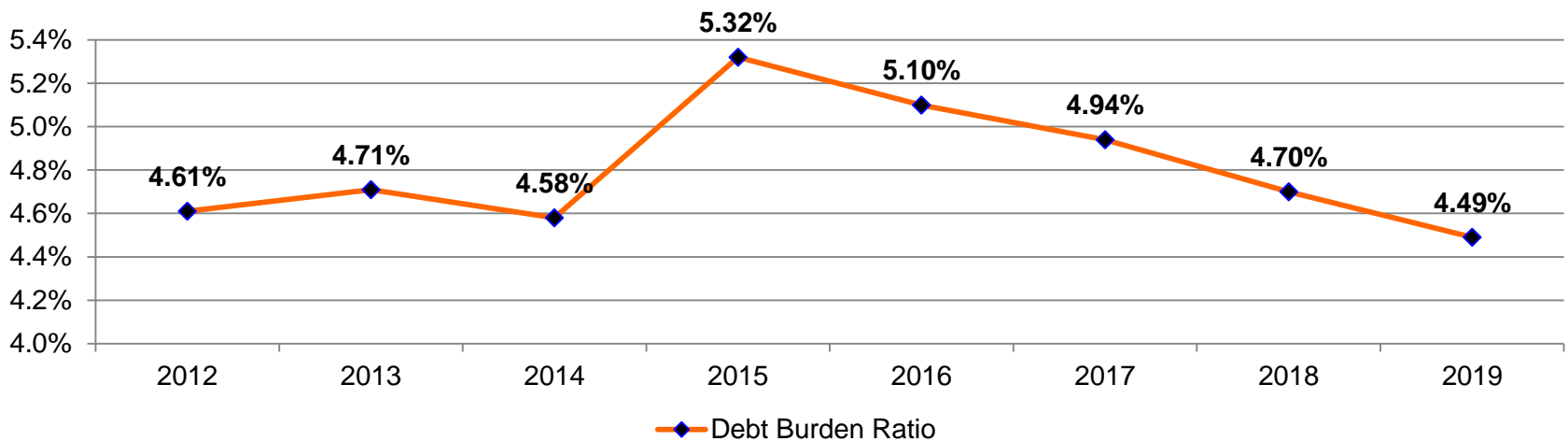
Mandatory Cost Increases	\$4,049,349
New Faculty Positions/Faculty Tenure & Promotion	4,821,031
New Initiatives	4,635,788
Retention Commitments	964,000
Other Categories as needed (O&M Costs)	<u>22,485,318</u>
Total Estimated Cost Increases/Loss of Funds	\$36,955,486



Debt Service

This chart includes future, anticipated building projects such as: Human Sciences Building (\$17.5M), Dining Services New Construction (\$12.5M), Business Building (\$20.0M), OSUIT Water and Sewer (\$2.0M), and the Atherton Hotel Renovation (\$12.0M). These projects total \$64.0M and are all projected to be financed in FY 2015.

Projected Debt Burden Ratio



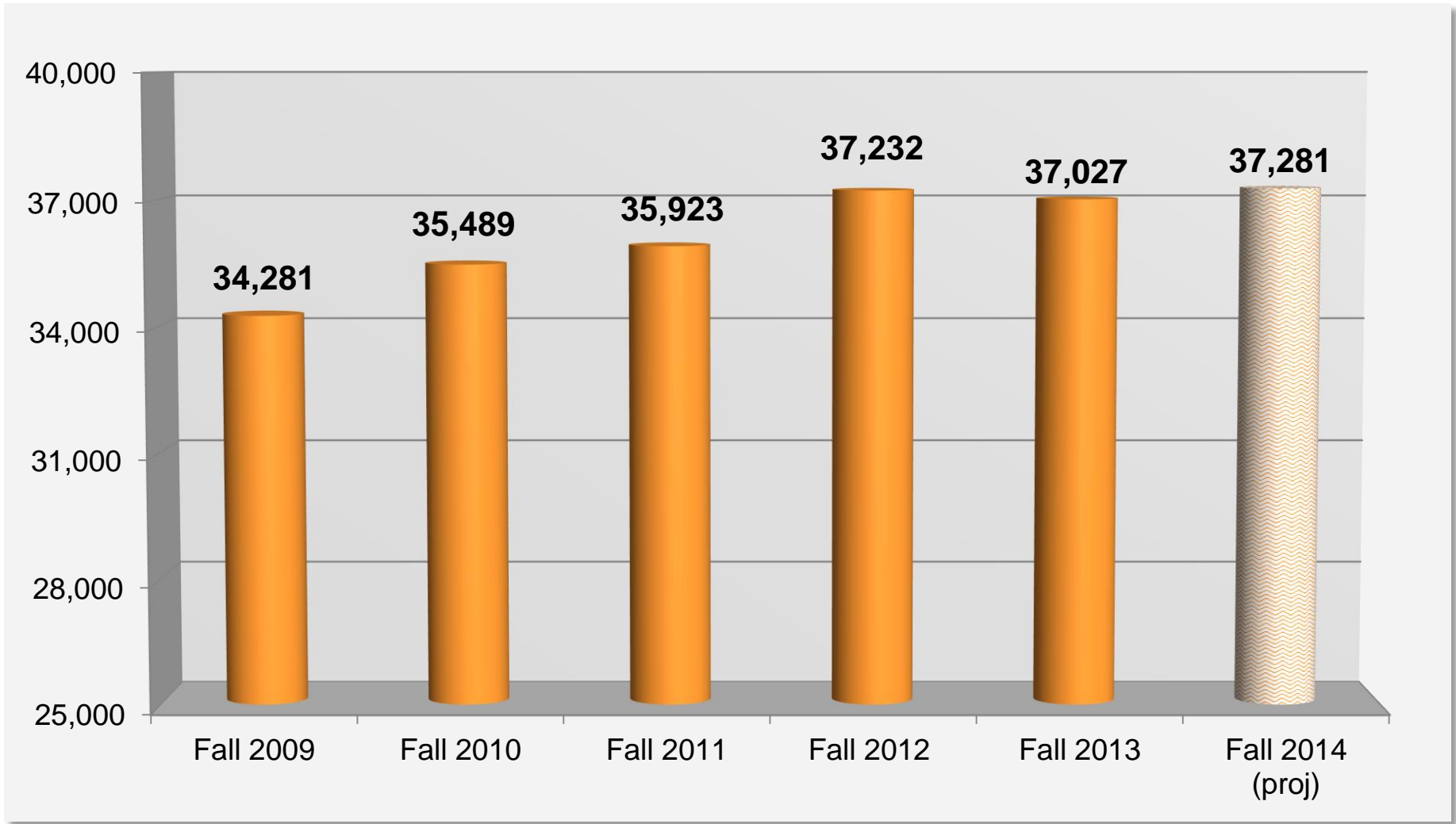
OSU System Enrollment

<u>Campus</u>	<u>Fall 2013</u>	<u>Fall 2014</u>	
		<u>Projected</u>	<u>% Incr</u>
Stillwater	23,867 *	24,297 *	1.8%
Tulsa	2,906 *	2,906 *	0.0%
Center for Veterinary Health Sciences	349	337	-3.4%
OSU Institute of Technology	3,618	3,654	1.0%
Oklahoma City	6,996	6,646	-5.0%
Center for Health Sciences	474	624	31.6%
OSU SYSTEM TOTAL	37,027 *	37,281 *	0.7%

** Both campus headcount totals include students who were dually enrolled in courses at Stillwater and Tulsa (1,183 in Fall 2013 & Fall 2014). The dually enrolled students are not duplicated in the OSU System total.*



OSU System Enrollment Trends

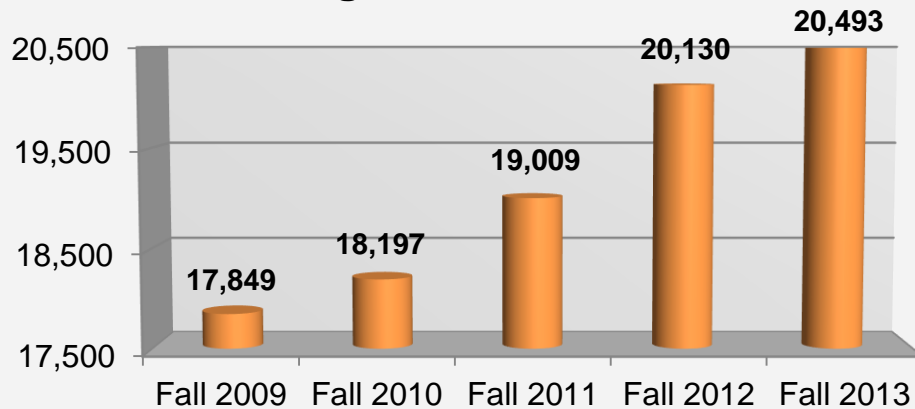


OSU Stillwater/Tulsa Enrollment Trends

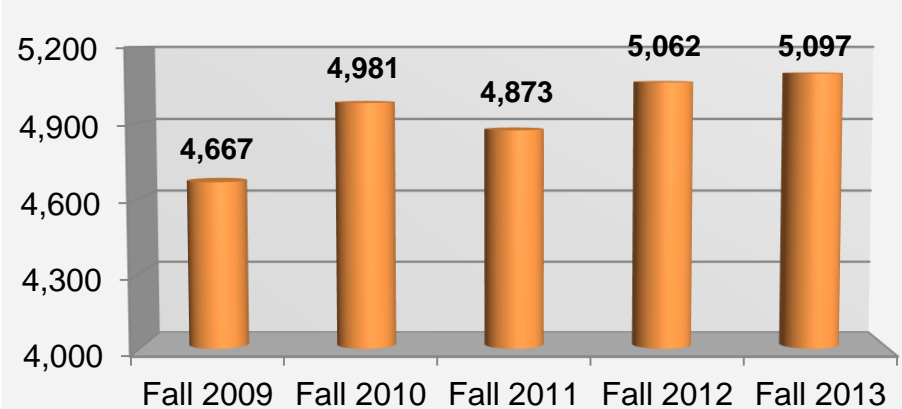
Total Enrollment



Undergraduate Enrollment

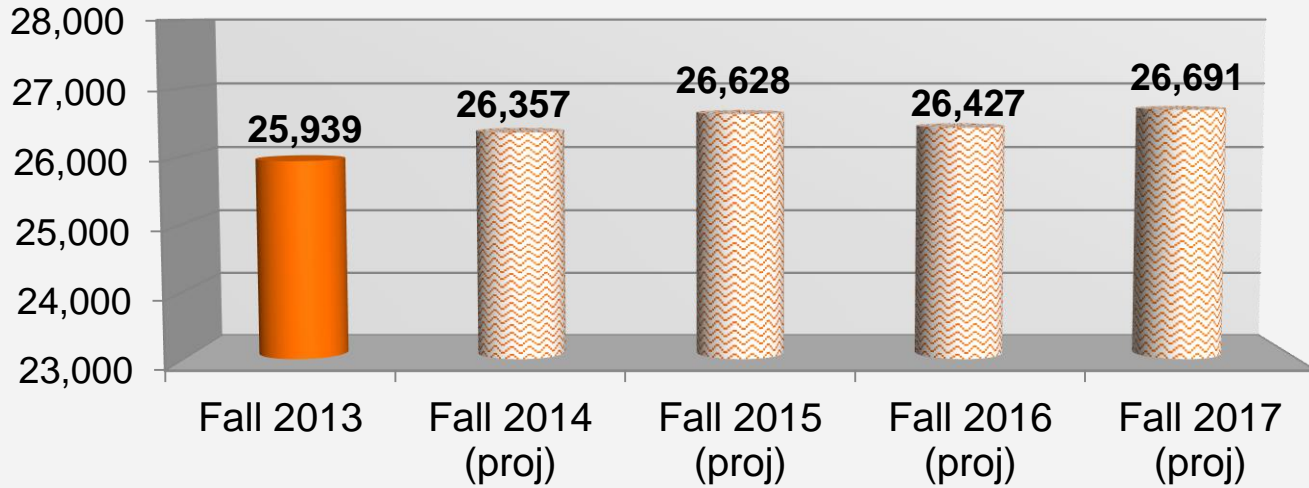


Graduate Enrollment



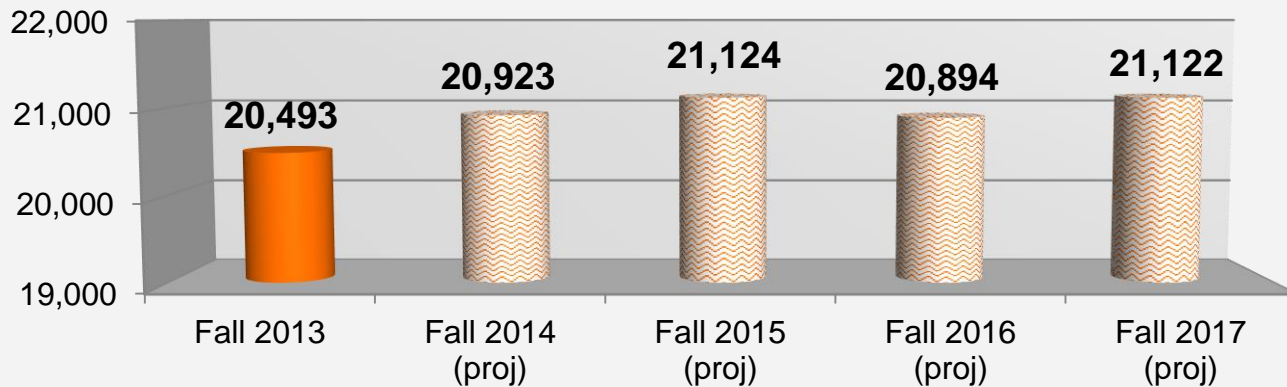
OSU Stillwater/Tulsa Enrollment Projections

Total Enrollment



Current projections indicate OSU will have increased enrollment for the next two fall semesters.

Undergraduate Enrollment



FY 2014

Big XII Tuition/Mandatory Fee Comparison

Undergraduate Resident

<u>Institution</u>	<u>2013-14</u>
University of Colorado	\$10,343
University of Texas	\$9,790
University of Missouri	\$9,415
University of Kansas	\$9,278
Texas Tech University	\$8,942
Kansas State University	\$8,585
Texas A&M University	\$8,506
University of Nebraska	\$7,975
Iowa State University	\$7,726
Oklahoma State University	\$7,442
University of Oklahoma	\$7,341
West Virginia University	\$6,456
BIG XII AVERAGE (past and current)	\$8,483
OSU Difference from Average	\$1,041
OSU as % of Average	88%
OSU Rank	10 out of 12

Undergraduate Nonresident

<u>Institution</u>	<u>2013-14</u>
University of Texas	\$33,824
University of Colorado	\$32,111
Texas A&M University	\$25,126
University of Missouri	\$23,764
University of Kansas	\$22,757
Kansas State University	\$21,530
University of Nebraska	\$21,302
Iowa State University	\$20,278
Oklahoma State University	\$20,027
West Virginia University	\$19,632
Texas Tech University	\$19,562
University of Oklahoma	\$19,530
BIG XII AVERAGE (past and current)	\$23,287
OSU Difference from Average	\$3,260
OSU as % of Average	86%
OSU Rank	9 out of 12



Big XII Housing/Dining Comparison

Big XII Housing Rates Cost of Traditional Double Room

Institution	Proposed Rates
University of Nebraska	\$5,968
Texas A&M University	\$5,914
West Virginia University	\$5,077
University of Missouri	\$4,810
University of Texas	\$4,710
Texas Tech University	\$4,511
University of Kansas	\$4,162
Iowa State University	\$4,208
Kansas State University	\$4,213
University of Oklahoma	\$4,119
Oklahoma State University	\$3,888
BIG XII AVERAGE (past and current)	\$4,689
OSU Difference from Average	\$801
OSU as % of Average	83%
OSU Rank	11 out of 11

Big XII Dining Rates Minimum Required Freshmen Meal Plan

Institution	Proposed Rates
Texas A&M University	- NA -
University of Nebraska	- NA -
University of Missouri	- NA -
University of Oklahoma	\$2,025
West Virginia University	\$1,826
Iowa State University	\$1,823
University of Texas	\$1,800
Kansas State University	\$1,700
University of Kansas	\$1,505
Texas Tech University	\$1,472
Oklahoma State University	\$1,225
BIG XII AVERAGE (past and current)	\$1,672
OSU Difference from Average	\$447
OSU as % of Average	73%
OSU Rank	8 out of 8



Proposed Student Costs

Agency Tuition By Level & Residency	Proposed		% Peer Limit	Increase		
	Per-Credit Hour	Annual		Per-Credit Hour	Percent	Annual
General University & Tulsa:						
Undergraduate Resident	\$248.05	\$7,442	83.4%	\$0.00	0.0%	\$0
Block Rate (12 to 18 hours per semester)		\$7,442				
Undergraduate Nonresident	\$667.55	\$20,027	78.9%	\$0.00	0.0%	\$0
Block Rate (12 to 18 hours per semester)		\$20,027				
Graduate Resident	\$287.55	\$6,901	73.2%	\$9.00	3.2%	\$216
Graduate Nonresident	\$865.55	\$20,773	98.7%	\$37.00	4.5%	\$888
Center for Veterinary Health Sciences:						
Resident		\$18,138	78.8%		4.3%	\$753
Nonresident		\$39,411	87.1%		1.9%	\$753
OSU Institute of Technology:						
Lower Division Resident	\$153.50	\$4,605	51.6%	\$7.00	4.8%	\$210
Lower Division Nonresident	\$340.50	\$10,215	40.2%	\$7.00	2.1%	\$210
Upper Division Resident	\$162.00	\$4,860	54.5%	\$7.00	4.5%	\$210
Upper Division Nonresident	\$349.00	\$10,470	41.2%	\$7.00	2.0%	\$210
Oklahoma City:						
Lower Division Resident	\$117.93	\$3,538	39.7%	\$7.60	6.9%	\$228
Lower Division Nonresident	\$320.43	\$9,613	37.9%	\$20.00	6.7%	\$600
Upper Division Resident	\$143.63	\$4,309	48.3%	\$8.80	6.5%	\$264
Upper Division Nonresident	\$346.13	\$10,384	40.9%	\$21.20	6.5%	\$636
Center for Health Sciences:						
Graduate Resident	\$213.90	\$5,134	54.4%	\$9.00	4.4%	\$216
Graduate Nonresident	\$791.90	\$19,006	90.3%	\$37.00	4.9%	\$888
Professional Resident		\$23,534	75.0%		3.1%	\$708
Professional Nonresident		\$45,665	77.6%		3.1%	\$1,395

Note: Unless otherwise noted, annual amounts are based on 30 credit hours for undergraduate rates and 24 for graduate rates .



Auxiliary Enterprises

Athletics

- ❖ Football season ticket sales are currently 79.6% of last year's total; club level are 89.2%; student tickets just went on sale.
- ❖ Improved revenue partially attributed to game guarantees (Florida State game in Dallas), conference distributions and multi-media rights royalties.
- ❖ Increases in expenses include personnel services, team and recruiting travel, utilities, facilities maintenance/repairs, game guarantees and financial aid.



Auxiliary Enterprises

Residential Life

- ❖ Occupancy rates are projected to be near 98% for Fall 2014.
- ❖ A 4.8% rate increase is being requested for FY 2015.
- ❖ The fund balance continues to improve and is projected to be up \$3.4M from FY 2012.
- ❖ The new housing project is currently on budget and on schedule to be completed by August 2015.

Auxiliary Enterprises

Student Union

- ❖ Diversification of the product mix remains the focus to lessen the dependency on textbook sales due to the uncertainty of the textbook industry. As a result, the Union has realized growth in both insignia merchandise and catering/conference services sales.
- ❖ Increased campus enrollment continues to grow revenue from fees and retail operations directly impacting the financial strength of the organization.
- ❖ The Union will expand upon service offerings this summer with the opening of a campus-service UPS store which will also provide printing/copying solutions with expanded evening and weekend hours.
- ❖ Dining Services was able to reduce expenses and increase revenues through the successful outsourcing of Vending Operations.



Planning for the Future

Student Success

- ❖ The Finish in Four initiative includes a unified message and coordinated activities for incoming students to encourage and plan for timely degree completion, including 8-semester degree maps for all majors, extensive tutoring and supplemental instruction for challenging courses.
- ❖ The Student Success Collaborative is an advanced retention analytics and advising tool that provides:
 - ❖ Guidance in matching students to appropriate majors
 - ❖ Effective ordering of coursework for various majors
 - ❖ Complete academic information for each student



America's Brightest **ORANGE**

Highlights

General University

- ❖ Enrollment growth continues for the sixth consecutive year, four of which have been all-time highs. The larger freshmen classes will result in enrollment growth for the next two years.
- ❖ Professors with the rank of Full Professor have a post-tenure review every five years. With a successful review, the professor would then receive a base pay increment of \$5,000 per year.
- ❖ To encourage full-time undergraduates to increase the number of hours enrolled each semester, starting in Fall 2014, the cost for tuition and university-wide fees will be the same for undergraduate students taking 12 to 18 hours in a semester. To assist students with this transition to the block rate, numerous initiatives are being implemented. These include allowing students to bank hours to be used in the summer, providing an appeals process for students with extenuating circumstances and committing funds to provide tuition assistance for students who increase their hours.



Highlights

Division of Agricultural Sciences & Natural Resources

- ❖ The Oklahoma Agricultural Experiment Station (OAES) has an unparalleled wheat breeding program. OSU varieties account for 51% of the wheat acres planted in Oklahoma. Critical partners in funding and marketing are OAES researchers, the Oklahoma Wheat Commission and Oklahoma Genetics, Inc. Funds totaling \$1.1M were presented this spring.



- ❖ Oklahoma Cooperative Extension Service (OCES) is celebrating the 100th anniversary of the Smith-Lever Act through many awareness activities such as the Whistle-Stop Train and the Centennial Festival. Last year, OCES logged over 1.1M instructional contact hours. This is equivalent to teaching 766 three-hour classes with 32 students in each.



Highlights

OSU Institute of Technology


- ❖ Oklahoma Governor Mary Fallin praised the mission of OSU Institute of Technology and the academic achievements of OSUIT's 197th graduating class when she delivered the Spring Commencement address in April.
- ❖ The Chesapeake Energy Natural Gas Compression Training Center, the first of its kind in the industry, was dedicated during a public ribbon-cutting ceremony in September.
- ❖ OSUIT was the only institution in Oklahoma to receive two different grants totaling \$4.4M from the U.S. Department of Labor to help fund both the Career Pathways for Adult Workers project and OSUIT's Orthotic and Prosthetic program.
- ❖ In January 2014, OSUIT rolled out a comprehensive campus master plan for the 160-acre campus in Okmulgee that will take Oklahoma's only university specializing in applied technology into the next quarter century.



Highlights

Center for Veterinary Health Sciences

- ❖ The National Institute of Health awarded an \$11.3M Centers of Biomedical Research Excellence Grant to establish a center with the intention of mentoring junior faculty in research excellence in the field of respiratory diseases. Funding will extend for five years and is a collaboration with OMRF, OU-HSC and four other colleges at OSU.
- ❖ An OSU pet therapy program, the first of its kind on a university campus, is in full swing. The program identifies and trains employee's pets to serve as volunteers to aid faculty, staff and students during times of stress. The first graduation ceremony for all therapy dogs will be conducted this fall.
- ❖ The Interdisciplinary Toxicology Program recently received a \$3.3M grant funded through the Department of Defense to develop a nanocarrier to aid in the protection of soldiers and first responders from the acute toxicity of nerve agents.



Highlights

Oklahoma City

- ❖ OSU-OKC continues to cultivate vital partnerships with local business leaders in the community, including OG&E, Cox Communications, Tinker Air Force Base and Quad Graphics.
- ❖ A partnership with OSU-Stillwater to develop a Bachelor of Science in Nursing degree program with an emphasis on wellness is currently underway.
- ❖ Teams from OSU-OKC have won the Donald W. Reynolds Governor's Cup Competition – Small Business Division for two consecutive years.



Highlights

Center for Health Sciences

- ❖ The appropriation to the OSU Medical Authority for support of the teaching hospital was built into the state's base budget.
- ❖ Medical school applicants from OSU-Stillwater have increased 28%.
- ❖ The student pass rate on the National Board of Osteopathic Medical Examiners COMLEX Level 2- Performance Evaluation was 98%.
- ❖ There were 144 new medical residency slots developed across Oklahoma.
- ❖ The Health Care Administration program ranked #5 nationally for online delivery.



Highlights

Tulsa

- ❖ Implemented the “Get There From Here” marketing campaign through multiple media outlets, including a micro-website that has proven successful at reaching additional prospective students. Undergraduate student advising groups have been reorganized to maximize assistance for prospective students at critical sites and times.
- ❖ Developed the signature gateway to clearly identify OSU-Tulsa’s location in a continued effort to “Orange-up” the Tulsa campus. In the next 18 months, the City of Tulsa will reconstruct the contiguous streets and provide pedestrian-friendly sidewalks, lighting and landscaping. This project is a win/win beautification effort for OSU-Tulsa and the City of Tulsa.
- ❖ Planning is underway for the biannual fundraiser, “A Stately Affair,” to be held next May. Proceeds will be split between OSU-Tulsa and the Center for Health Sciences.

