

Oklahoma State University

Independent Auditor's Reports and Financial Statements

June 30, 2020 and 2019

Oklahoma State University

June 30, 2020 and 2019

Contents

Independent Auditor's Report	1
---	----------

Management's Discussion and Analysis	3
---	----------

Financial Statements

Oklahoma State University

Statements of Net Position	12
Statements of Revenues, Expenses, and Changes in Net Position	13
Statements of Cash Flows	15

Oklahoma State University Foundation (A component unit of Oklahoma State University)

Consolidated Statements of Financial Position	18
Consolidated Statements of Activities.....	19
Consolidated Statements of Cash Flows	21

National Center for Addiction Studies and Treatment Foundation (A component unit of Oklahoma State University)

Balance Sheet	23
Statement of Revenues, Expenses, and Changes in Net Position.....	24
Statement of Cash Flows	25

Notes to Financial Statements.....	26
------------------------------------	----

Required Supplementary Information

Schedule of the University's Proportionate Share of the Net Pension Liability	112
Schedule of University Contributions	113

Oklahoma State University

June 30, 2020 and 2019

Supplementary Information

Revenue Bond Systems Outstanding - Schedule of Revenues, Expenditures, and Changes in Fund Balance.....	114
Combining Schedule of Net Position by Campus	115
Combining Schedule of Changes in Revenues, Expenses, and Net Position by Campus	117
Summary Schedule of Expenditures of Federal Awards	118
Notes to Summary Schedule of Expenditures of Federal Awards	121

Report on Internal Control Over Financial Reporting and on Compliance and Other Matters Based on an Audit of Financial Statements Performed in Accordance with <i>Government Auditing Standards</i> – Independent Auditor’s Report.....	126
--	------------

Report on Compliance for Each Major Federal Program and Report on Internal Control Over Compliance – Independent Auditor’s Report	128
--	------------

Schedule of Findings and Questioned Costs	131
--	------------

Summary Schedule of Prior Audit Findings	135
---	------------

Oklahoma State University Detailed Schedule of Expenditures of Federal Awards

General University	Appendix A
--------------------------	------------

Independent Auditor's Report

Board of Regents for the
Oklahoma Agricultural and Mechanical Colleges
Oklahoma State University
Oklahoma City, Oklahoma

Report on the Financial Statements

We have audited the accompanying financial statements of the business-type activities and the aggregate discretely presented component units of Oklahoma State University (the "University") as of and for the years ended June 30, 2020 and 2019, and the related notes to the financial statements, which collectively comprise Oklahoma State University's basic financial statements, as listed in the table of contents.

Management's Responsibility for the Financial Statements

Management is responsible for the preparation and fair presentation of these financial statements in accordance with accounting principles generally accepted in the United States of America; this includes the design, implementation, and maintenance of internal control relevant to the preparation and fair presentation of financial statements that are free from material misstatement, whether due to fraud or error.

Auditor's Responsibility

Our responsibility is to express opinions on these financial statements based on our audits. We did not audit the financial statements of Oklahoma State University Foundation (OSU Foundation), a discretely presented component unit which represents 87 percent and 100 percent of the assets, 87 percent and 100 percent of the net position/net assets and 52 percent and 100 percent of the revenues, respectively, of the aggregate discretely presented component units for the years then ended. Those statements were audited by other auditors whose report thereon has been furnished to us, and our opinion insofar as it relates to the amounts included for the OSU Foundation, is based solely on the report of the other auditors. We conducted our audits in accordance with auditing standards generally accepted in the United States of America and the standards applicable to financial audits contained in *Government Auditing Standards* issued by the Comptroller General of the United States. Those standards require that we plan and perform the audit to obtain reasonable assurance about whether the financial statements are free from material misstatement. The financial statements of OSU Foundation and NCAST Foundation, the aggregate discretely presented component units, were not audited in accordance with *Government Auditing Standards*.

An audit involves performing procedures to obtain audit evidence about the amounts and disclosures in the financial statements. The procedures selected depend on the auditor's judgment, including the assessment of the risks of material misstatement of the financial statements, whether due to fraud or error. In making those risk assessments, the auditor considers internal control relevant to the entity's preparation and fair presentation of the financial statements in order to design audit procedures that are appropriate in the circumstances, but not for the purpose of expressing an opinion on the effectiveness of the entity's internal control. Accordingly, we express no such opinion. An audit also includes evaluating the appropriateness of accounting policies used and the reasonableness of significant accounting estimates made by management, as well as evaluating the overall presentation of the financial statements.

We believe that the audit evidence we have obtained is sufficient and appropriate to provide a basis for our audit opinions.

Opinions

In our opinion, based on our audits and the report of the other auditors, the financial statements referred to above present fairly, in all material respects, the respective financial position of the business-type activities and the aggregate discretely presented component units of Oklahoma State University as of June 30, 2020 and 2019, and the respective changes in financial position and cash flows thereof for the years then ended in accordance with accounting principles generally accepted in the United States of America.

Other Matters

Required Supplementary Information

Accounting principles generally accepted in the United States of America require that the management's discussion and analysis and pension information listed in the table of contents be presented to supplement the basic financial statements. Such information, although not part of the basic financial statements, is required by the Governmental Accounting Standards Board, who considers it to be an essential part of financial reporting for placing the basic financial statements in an appropriate operational, economic, or historical context. We have applied certain limited procedures to the required supplementary information in accordance with auditing standards generally accepted in the United States of America, which consisted of inquiries of management about the methods of preparing the information and comparing the information for consistency with management's responses to our inquiries, the basic financial statements, and other knowledge we obtained during our audits of the basic financial statements. We do not express an opinion or provide any assurance on the information because the limited procedures do not provide us with sufficient evidence to express an opinion or provide any assurance.

Other Information

Our audits were conducted for the purpose of forming opinions on the financial statements that collectively comprise the University's basic financial statements. The Revenue Bond Systems Outstanding – Schedule of Revenues, Expenditures, Changes in Fund Balance, Combining Schedules by Campus, and the schedule of expenditures of federal awards as required by Title 2 U.S. *Code of Federal Regulations Part 200, Uniform Administrative Requirements, Cost Principles, and Audit Requirements for Federal Awards*, as listed in the table of contents are presented for purposes of additional analysis and are not a required part of the basic financial statements.

This supplementary information and schedule of expenditures of federal awards are the responsibility of management and were derived from and relate directly to the underlying accounting and other records used to prepare the basic financial statements. Such information has been subjected to the auditing procedures applied in the audit of the basic financial statements and certain additional procedures, including comparing and reconciling such information directly to the underlying accounting and other records used to prepare the basic financial statements or to the basic financial statements themselves, and other additional procedures, in accordance with auditing standards generally accepted in the United States of America. In our opinion, the supplementary information is fairly stated in all material respects in relation to the financial statements as a whole.

Other Reporting Required by Government Auditing Standards

In accordance with *Government Auditing Standards*, we have also issued our report dated October 30, 2020, on our consideration of the University's internal control over financial reporting and on our tests of its compliance with certain provisions of laws, regulations, contracts and grant agreements, and other matters. The purpose of that report is solely to describe the scope of our testing of internal control over financial reporting and compliance and the results of that testing, and not to provide an opinion on the effectiveness of the University's internal control over financial reporting or on compliance. That report is an integral part of an audit performed in accordance with *Government Auditing Standards* in considering the University's internal control over financial reporting and compliance.

BKD, LLP

Springfield, Missouri
October 30, 2020

Oklahoma State University

Management's Discussion and Analysis

Years Ended June 30, 2020 and 2019

Overview of Financial Statements and Financial Analysis

Oklahoma State University proudly presents its financial statements for fiscal years 2020 and 2019, with comparative data presented for fiscal year 2018. The emphasis of discussions concerning these statements will be for the current year. There are three financial statements presented: the Statements of Net Position; the Statements of Revenues, Expenses, and Changes in Net Position; and the Statements of Cash Flows. All dollar amounts in this discussion are presented in thousands of dollars. This discussion and analysis of the University's financial statements provides an overview of its financial activities for the year.

Statements of Net Position

The Statements of Net Position present the assets (current and noncurrent), deferred outflows of resources, liabilities (current and noncurrent), deferred inflows of resources, and net position (assets plus deferred outflows minus liabilities minus deferred inflows) as of the end of the fiscal year. The purpose of the Statements of Net Position is to present to the readers of the financial statements a fiscal snapshot of Oklahoma State University. The difference between current and noncurrent assets is discussed in the footnotes to the financial statements.

From the data presented, readers of the Statements of Net Position are able to determine the assets available to continue the operations of the institution. They are also able to determine cost of unamortized debt, and determine how much the institution owes vendors, investors, and lending institutions.

Net position is divided into three major categories. The first category, net investment in capital assets, provides the institution's equity in property, plant, and equipment owned by the institution. The next category, restricted is divided into two categories, nonexpendable and expendable. The nonexpendable restricted resources are only available for investment purposes. Expendable restricted resources are available for expenditure by the institution, but must be spent for purposes as determined by donors and/or external entities that have placed time or purpose restrictions on the use of the assets. The final category is unrestricted. Unrestricted resources are available to the institution for any lawful purpose of the institution. The following chart is a summary of the Statements of Net Position over the last three fiscal years:

	2020	2019	2018
	(In Thousands)		
Assets			
Current assets	\$ 364,267	\$ 378,429	\$ 327,898
Capital assets, net of accumulated depreciation	1,977,836	1,857,098	1,791,664
Other assets	143,807	127,362	151,452
Total assets	2,485,910	2,362,889	2,271,014
Deferred Outflows of Resources	112,527	104,084	105,639
Total Assets and Deferred Outflows of Resources	2,598,437	2,466,973	2,376,653
Liabilities			
Current liabilities	135,357	138,826	134,923
Noncurrent liabilities	1,312,029	1,290,098	1,301,997
Total liabilities	1,447,386	1,428,924	1,436,920
Deferred Inflows of Resources	53,948	56,786	54,433
Net Position			
Net investment in capital assets	1,100,012	1,005,640	966,224
Restricted - expendable	115,984	65,817	53,120
Restricted - unexpendable	589	665	558
Unrestricted	(119,482)	(90,859)	(134,602)
Total Net Position	\$ 1,097,103	\$ 981,263	\$ 885,300

In fiscal year 2020, total assets of the institution increased by \$123,021 or 5.21 percent over fiscal year 2019. A review of the Statements of Net Position will reveal that there are many offsetting variances, but the increase was primarily due to increases in capital assets, net of depreciation of \$120,738, accounts receivable, net of \$5,667, and investments of \$5,058. These were offset by a decrease in receivables from state agencies of \$5,861.

In fiscal year 2019, total assets of the institution increased by \$91,875 or 4.05 percent over fiscal year 2018. A review of the Statements of Net Position will reveal that there are many offsetting variances, but the increase was primarily due to increases in capital assets, net of depreciation of \$65,434, cash and cash equivalents of \$40,345, and investments of \$7,607. These were offset by decreases in receivables from state agencies of \$10,610 and accounts receivable, net of \$9,041.

In fiscal year 2020, capital assets, net of accumulated depreciation increased \$120,738 or 6.50 percent. This was due primarily to capital grants and gifts for the O'Brate Baseball Stadium and the Neal Patterson Soccer Stadium.

In fiscal year 2019, capital assets, net of accumulated depreciation increased \$65,434 or 3.65 percent. This was due primarily to additions for the College of Engineering, Architecture and Technology ENDEAVOR undergraduate laboratory, the Animal Resources multi-species research facility, and the College of Human Sciences renovation on the Stillwater campus, along with other renovation projects across all campuses.

In fiscal year 2020, deferred outflows of resources increased by \$8,443 over fiscal year 2019. This was due primarily to an increase to deferred costs on debt refunding of \$14,878, but offset by a decrease in the deferred costs on pension programs of \$7,036. In fiscal year 2019, deferred outflows of resources decreased by \$1,555 over fiscal year 2018. This was due primarily to a decrease to deferred costs on pension programs of \$7,687, but offset by an increase in the deferred costs on other postemployment benefits of \$6,158.

In fiscal year 2020, total liabilities for the year increased by \$18,462 or 1.29 percent over fiscal year 2019. The increase was primarily due to increases in the pension liability of \$7,378 and unearned revenue of \$4,321. These were offset by a decrease in accounts payable of \$7,454. There was also an increase in revenue bonds and lease obligations of \$18,594. This is primarily due to an increase in revenue bonds payable of \$32,440 and revenue bonds premium payable of \$29,071, offset by a decrease in the ODFA master lease program of \$38,934 due to refunding in fiscal year 2020.

In fiscal year 2019, total liabilities for the year decreased by \$7,996 or 0.56 percent over fiscal year 2018. The decrease was primarily due to decreases in the pension liability of \$14,509 and the federal loan program contribution payable of \$5,183. These were offset by increases in other postemployment benefits of \$6,797 and accrued compensated absences of \$3,136. There was also a decrease in revenue bonds and lease obligations of \$1,161. This is primarily due to a decrease in the ODFA master lease program of \$69,544, offset by an increase in revenue bonds payable of \$62,955 and revenue bonds premium payable of \$8,404 due to refunding in fiscal year 2019.

In fiscal year 2020, deferred inflows of resources decreased by \$2,838 over fiscal year 2019. This was due to decreases in deferred inflows for pension liabilities, other postemployment benefits, and debt refunding. In fiscal year 2019, deferred inflows of resources increased by \$2,353 over fiscal year 2018. This was due to an increase in deferred inflows for pension liabilities and other postemployment benefits.

In fiscal year 2020, the combination of the increase in total assets, plus the increase in deferred outflows of resources, less the increase in total liabilities plus the decrease in deferred inflows of resources nets to an increase in total net position of \$115,840 or 11.81 percent.

In fiscal year 2019, the combination of the increase in total assets, less the decrease in deferred outflows of resources, plus the decrease in total liabilities less the increase in deferred inflows of resources nets to an increase in total net position of \$95,963 or 10.84 percent.

Bonds and Capital Lease Obligations

In fiscal year 2020, bonds were issued in the principal amount of \$271,755 and a premium of \$35,168. These bond proceeds were used to refund certain outstanding bonds, make capital improvements, and pay the purchase price under certain capital lease obligations.

In fiscal year 2018, bonds were issued in the principal amount of \$75,545 with a premium of \$9,051. These bond proceeds were used to make certain capital improvements, and pay the purchase price under certain capital lease agreements.

Statements of Revenues, Expenses, and Changes in Net Position

While the fiscal years 2019 – 2020 comparisons are important indicators of activity during the year under audit, it is important to look at some of the operating and nonoperating categories over time. One of the important measures of an institution's fiscal stability is how operating revenues compare to operating expenses. Public institutions will normally not have an excess of operating revenues over operating expenses because state appropriations and federal and some state student grants are considered nonoperating revenues under generally accepted accounting principles in the United States of America.

The following table summarizes the revenues, expenses, and changes in net position for Oklahoma State University over the last three years:

	2020	2019	2018
	(In Thousands)		
Operating revenues	\$ 842,324	\$ 904,057	\$ 802,851
Operating expenses	<u>1,171,199</u>	<u>1,134,314</u>	<u>1,112,127</u>
Operating loss	(328,875)	(230,257)	(309,276)
Nonoperating net revenues	<u>309,099</u>	<u>279,734</u>	<u>274,431</u>
Income (loss) before other revenues, expenses, gains, and losses	(19,776)	49,477	(34,845)
Other revenues, expenses, gains, and losses	<u>135,616</u>	<u>46,486</u>	<u>43,805</u>
Net increase in net position	<u><u>\$ 115,840</u></u>	<u><u>\$ 95,963</u></u>	<u><u>\$ 8,960</u></u>

Operating revenues of \$842,324 in fiscal year 2020 reflect a decrease of \$61,733 or 6.83 percent when compared to fiscal year 2019. The decrease came primarily from decreases in auxiliary enterprises of \$75,268 offset by increases in grants and contracts and federal appropriations of \$2,937.

Operating revenues of \$904,057 in fiscal year 2019 reflect an increase of \$101,206 or 12.61 percent when compared to fiscal year 2018. The increase came primarily from increases in auxiliary enterprises of \$59,852, tuition and fees, net of scholarship allowances of \$26,236, and grants and contracts and federal appropriations of \$13,102.

The following table summarizes the operating revenues of Oklahoma State University for the last three years:

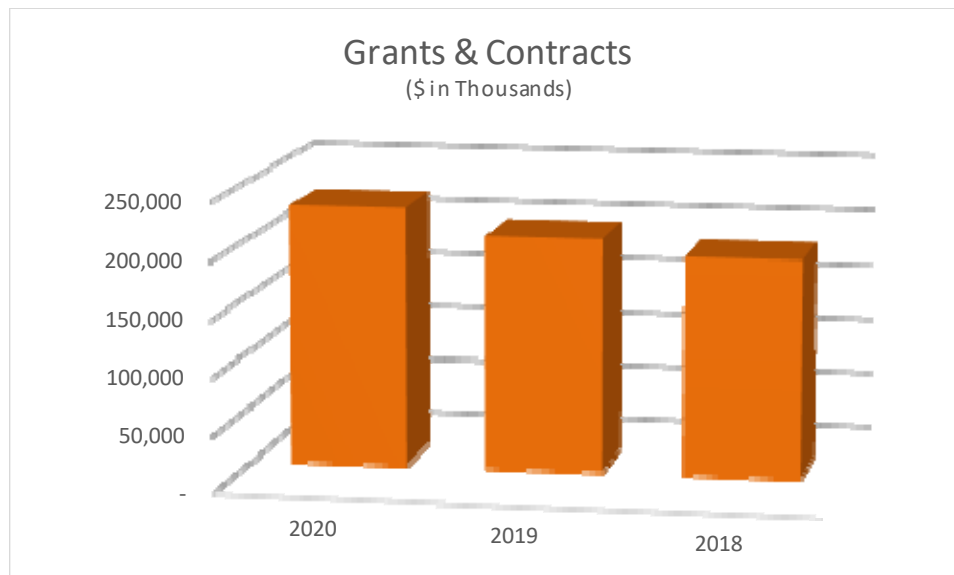
	2020	2019	2018
	(In Thousands)		
Tuition and fees, net of scholarship allowances	\$ 303,232	\$ 297,206	\$ 270,970
Grants and contracts and federal appropriations	160,943	158,006	144,904
Sales and services of educational departments	65,943	53,389	59,418
Auxiliary enterprises charges	292,184	367,452	307,600
Interest earned on loans to students	236	255	580
Other operating revenues	<u>19,786</u>	<u>27,749</u>	<u>19,379</u>
Total Operating Revenues	<u><u>\$ 842,324</u></u>	<u><u>\$ 904,057</u></u>	<u><u>\$ 802,851</u></u>

Operating expenses of \$1,171,199 in fiscal year 2020 reflect an increase of \$36,885 or 3.25 percent when compared to fiscal year 2019. The increase was primarily due to the increase in compensation and employee benefits of \$25,190 and scholarships and fellowships of \$12,659.

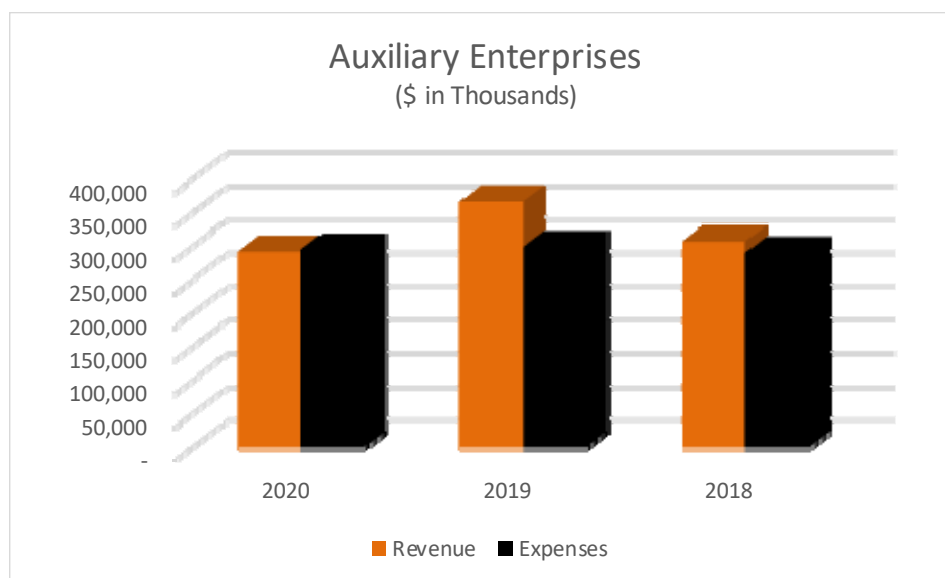
Operating expenses of \$1,134,314 in fiscal year 2019 reflect an increase of \$22,187 or 2.00 percent when compared to fiscal year 2018. The increase was primarily due to the increase in compensation and employee benefits of \$29,005, contractual services of \$6,260, and depreciation expense of \$4,690. These were offset by a decrease in other operating expenses of \$20,785.

	2020	2019	2018
	(In Thousands)		
Compensation and employee benefits	\$ 641,568	\$ 616,378	\$ 587,373
Contractual services	222,729	226,383	220,123
Supplies and materials	46,566	51,662	48,752
Utilities	33,283	33,261	34,283
Communication	4,700	5,270	5,353
Other operating expenses	71,798	69,583	90,368
Scholarships and fellowships	63,772	51,113	49,901
Depreciation expense	86,783	80,664	75,974
Total Operating Expenses	\$ 1,171,199	\$ 1,134,314	\$ 1,112,127

To alleviate the gap between operating revenues and operating expenses, tuition and fees, grants and contracts, and auxiliary enterprise revenues must increase in amounts greater than increases in operating expenses. Of particular interest is the relationship of state appropriations when compared to tuition and fees over the past three years. State appropriations and tuition and fees are essential components of the revenue projections of the University. While state appropriations have increased 4.24 percent in that time period, tuition and fees revenues have increased 11.91 percent. It should be noted that scholarship discount and allowance increased by \$1,944 (1.65 percent) during that same time period.



Other important contributors to revenues are both operating and nonoperating grants and contracts. Over the past three fiscal years total grants and contracts have increased by \$35,363 or 17.44 percent.



Auxiliary Enterprises (Residential Life, Student Union, Bookstore, Health, Physical Education and Recreation, Athletics, University Health Services, Fire Protection Publications, etc.) have contributed positively to the Operating Revenues over time. Since fiscal year 2018, auxiliaries have experienced a revenue decrease of \$15,416 or 5.01 percent and expenses have increased \$5,107 or 1.76 percent. For fiscal year 2020, auxiliaries have shown a net operating loss of \$3,608.

Nonoperating net revenues of \$309,099 in fiscal year 2020 increased \$29,365 or 10.50 percent when compared to fiscal year 2019. Nonoperating net revenues of \$279,734 in fiscal year 2019 increased \$5,303 or 1.93 percent when compared to fiscal year 2018. The following table summarizes the nonoperating revenues and expenses for Oklahoma State University for the last three years:

	2020	2019	2018
	(In Thousands)		
State appropriations	\$ 199,280	\$ 192,082	\$ 191,175
On-behalf payments for OTRS	17,530	21,698	20,906
Federal and state grants and contracts	77,159	57,470	57,835
Gifts	40,115	39,145	38,433
Investment income	7,078	6,612	1,425
Interest expense	(32,063)	(37,273)	(35,343)
Net Nonoperating Revenues	\$ 309,099	\$ 279,734	\$ 274,431

Other revenues, expenses, gains, and losses of \$135,616 in fiscal year 2020 increased \$89,130 or 191.74 percent when compared to fiscal year 2019. Other revenues, expenses, gains, and losses of \$46,486 in fiscal year 2019 increased \$2,681 or 6.12 percent when compared to fiscal year 2018.

The following table summarizes the other revenues, expenses, gains, and losses of Oklahoma State University for the last three years:

	2020	2019	2018
	(In Thousands)		
Capital from grants, gifts, and affiliates	\$ 103,167	\$ 26,923	\$ 25,581
State appropriations restricted for capital	3,271	844	1,441
On-behalf payments for OCIA capital leases	2,695	4,726	9,157
State school land funds	7,786	7,913	8,960
Additions to permanent endowments	4	1	1
Loss on disposal of capital assets	(3,831)	(2,806)	(8,843)
Other additions, net	22,524	8,885	7,508
Total Other Revenues, Expenses, Gains, and Losses	\$ 135,616	\$ 46,486	\$ 43,805

Statements of Cash Flows

The final statement presented by Oklahoma State University is the Statement of Cash Flows. The Statements of Cash Flows present detailed information about the cash activity of the institution during the year. The statement is divided into five sections.

The first section deals with operating cash flows and shows the net cash used by the operating activities of the institution. The second section reflects cash flows from noncapital financing activities. This section reflects the cash received and spent for nonoperating, noninvesting, and noncapital financing purposes. The third section reflects the cash flows from investing activities and shows the purchases, proceeds, and interest received from investing activities. The fourth section deals with cash flows from capital and related financing activities. This section deals with the cash used for the acquisition and construction of capital and related items. The fifth section reconciles the net cash used to the operating income or loss reflected on the Statement of Revenues, Expenses, and Changes in Net Position.

	2020	2019	2018
	(In Thousands)		
Cash provided by (used in)			
Operating activities	\$ (215,342)	\$ (117,603)	\$ (215,480)
Noncapital financing activities	313,706	287,995	286,072
Investing activities	2,190	(985)	14,300
Capital and related financing activities	(101,410)	(129,062)	(83,229)
Net change in cash and cash equivalents	(856)	40,345	1,663
Cash and cash equivalents, beginning of year	264,361	224,016	222,353
Cash and cash equivalents, end of year	\$ 263,505	\$ 264,361	\$ 224,016

In fiscal year 2020, the cash and cash equivalents, end of year, decreased by \$856 or 0.32 percent. The difference in net change in cash and cash equivalents from fiscal year 2019 to fiscal year 2020 was a decrease of \$41,201. This net decrease was generated by a decrease in operating activities of \$97,739. This was offset by increases in capital and related financing activities of \$27,652, noncapital financing activities of \$25,711, and investing activities of \$3,175.

In fiscal year 2019, the cash and cash equivalents, end of year, increased by \$40,345 or 18.01 percent. The difference in net change in cash and cash equivalents from fiscal year 2018 to fiscal year 2019 was an increase of \$38,682. This net increase was generated by an increase in operating activities of \$97,877 and noncapital financing activities of \$1,923. This was offset by decreases in capital and related financing activities of \$45,833 and investing activities of \$15,285.

Determining Whether Certain Organizations Are Component Units

The Governmental Accounting Standards Board (GASB) published GASB Statement No. 39, *Determining Whether Certain Organizations Are Component Units*, which became effective in fiscal year 2004 and requires universities to include in their financial statements component unit financial information. Oklahoma State University has determined that the Oklahoma State University Foundation and the National Center for Addiction and Studies Treatment Foundation meet the necessary criteria for inclusion. The inclusion of these statements should not be interpreted that Oklahoma State University has access to the resources contained therein.

The financial statements include the accounts of the Oklahoma State University Research Foundation, Inc. (OSURF), collectively referred to as the “University.” OSURF was formed in 1967 as a nonprofit corporation to engage in research, extension, and academic contractual arrangements for the benefit and advancement of the General University. OSURF receives and administers funds from federal and state organizations and from private sources for the purpose of carrying out the educational and research programs of the General University. OSURF is governed by a Board of Directors comprised primarily of management of the General University. In addition, General University employees and facilities are used for virtually all activities of OSURF. Accordingly, OSURF has been reported as a blended component unit in the financial statements.


Economic Outlook

The State of Oklahoma’s overall budget decrease for fiscal year 2021 was 2.6 percent. The Legislature decreased most agencies budget and the total Education budget was decreased by 2.9 percent. Oklahoma State Regents for Higher Education (OSRHE) decrease was 3.95 percent which was passed down to the institutions that report to the OSRHE. Institutions shared a 3.95 percent cut as well. In addition, institutions that participate with concurrent enrollment were reimbursed at only 95.1 percent of total eligible waivers given in fiscal year 2020. The allocation for National Guard Waiver reimbursements was also reduced by 3.95 percent. Funding for OK Promise in the amount of \$70 million will also be received in fiscal year 2021. The University continues to look for strategies to increase enrollment, increase private dollars, and explore cost savings and avoidance ideas.


The University continues to provide initiatives for students to Finish in Four. The first initiative was moving to block tuition in Fall 2014. The University continues to see the positive results from this initiative with the most current four-year graduation rate at 47 percent, the highest ever for the University. Prior to block tuition, the four-year graduation rate hovered around 34.5 percent. The most recent retention rate is 84.9 percent, which is the highest rate in Oklahoma State University history. The Fall 2019 freshman class was 4,144. The University has not increased tuition and mandatory fees since Fall 2018 for undergraduate/graduate resident and nonresident students. Oklahoma State University still remains among one of the most affordable Big 12 Schools.

“The positive revenue performance early in this fiscal year was driven by a combination of delayed income tax submissions and deferred first quarter payments received for 2020,” said OMES Director Steven Harpe. “While our state collections are off to a positive start, with gas production collections continuing to encounter headwinds combined with the historic unemployment numbers our state has seen, we must prepare to take a cautious approach in the new fiscal year.”

The University, with its strong leadership, continues to develop plans to reduce costs while protecting the educational experience of our students.



Joseph B. Weaver, Jr.
Senior Vice President for Administration
and Finance



Tamera Eck, CPA
Associate Vice President for
Administration and Finance

Oklahoma State University

Statements of Net Position

June 30, 2020 and 2019

Assets

	2020	2019
	(In Thousands)	
Current Assets		
Cash and cash equivalents	\$ 134,033	\$ 159,096
Accounts receivable, net	114,194	108,424
Investments	105,002	99,867
Interest receivable	284	454
Current portion of student loans receivable, net	1,110	1,257
Inventories	9,644	9,331
Total current assets	364,267	378,429
Noncurrent Assets		
Cash and cash equivalents	129,472	105,265
Accounts receivable, net	32	135
Investments	889	966
Receivables from state agencies	-	5,861
Loans to students, net	9,986	11,308
Other postemployment benefits	3,428	3,827
Capital assets, net of accumulated depreciation	1,977,836	1,857,098
Total noncurrent assets	2,121,643	1,984,460
Total assets	2,485,910	2,362,889
Deferred Outflows of Resources		
Debt refunding	16,469	1,591
Pension related	88,734	95,770
Other postemployment benefits related	7,065	6,522
Other	259	201
Total deferred outflows of resources	112,527	104,084

	2020	2019
	(In Thousands)	
Liabilities		
Current Liabilities		
Accounts payable	\$ 50,075	\$ 52,987
Unearned revenue	39,805	35,337
Assets held in trust for other institutions	483	484
Student and other deposits	2,943	2,497
Accrued compensated absences	13,057	13,836
Accrued workers' compensation claims	1,630	2,457
Current portion of revenue bonds and lease obligations	27,364	31,228
Total current liabilities	<u>135,357</u>	<u>138,826</u>
Noncurrent Liabilities		
Accrued compensated absences	18,676	19,051
Landfill closure and postclosure costs	2,937	2,937
Accrued workers' compensation claims	3,118	3,198
Unearned revenue	-	147
Student deposits	526	510
Revenue bonds payable	494,880	462,440
Revenue bonds premium payable	44,880	15,809
Accounts payable for noncurrent assets	4,610	9,152
Accrued interest payable	5,409	7,546
Federal loan program contribution payable	10,104	12,303
Pension liability	373,018	365,640
Other postemployment benefits	15,548	14,027
Asset retirement obligation	532	494
OCIA capital lease obligation	57,392	57,450
ODFA master lease program	279,281	318,215
Obligations under other capital leases	1,118	1,179
Total noncurrent liabilities	<u>1,312,029</u>	<u>1,290,098</u>
Total liabilities	<u>1,447,386</u>	<u>1,428,924</u>
Deferred Inflows of Resources		
Debt refunding	4,137	4,456
Pension related	48,047	49,654
Other postemployment benefits related	1,764	2,676
Total deferred inflows of resources	<u>53,948</u>	<u>56,786</u>
Net Position		
Net investment in capital assets	1,100,012	1,005,640
Restricted for		
Nonexpendable	589	665
Expendable		
Scholarships, research, instruction, and other	6,557	3,786
Loans	4,573	5,221
Capital projects	84,972	54,628
Debt service	19,882	2,182
Unrestricted	<u>(119,482)</u>	<u>(90,859)</u>
Total net position	<u>\$ 1,097,103</u>	<u>\$ 981,263</u>

Oklahoma State University
Statements of Revenues, Expenses, and Changes in Net Position
Years Ended June 30, 2020 and 2019

	2020	2019
	(In Thousands)	
Operating Revenues		
Tuition and fees, net of scholarship allowances of \$119,633 in 2020 and \$122,746 in 2019	\$ 303,232	\$ 297,206
Federal appropriations	11,446	10,974
Federal grants and contracts	98,981	102,840
State and local grants and contracts	17,141	12,647
Nongovernmental grants and contracts	33,375	31,545
Sales and services of educational departments	65,943	53,389
Auxiliary enterprises charges		
Residential life, net of scholarship allowances of \$2,291 in 2020 and \$1,475 in 2019	33,262	40,000
Student union services, including bookstore sales; revenues totaling \$18,442 in 2020 and \$20,315 in 2019 are used as security for 2002 and 2004 Student Union Revenue Bonds and 2004 Okmulgee Student Fee Revenue Bonds	38,658	44,286
Recreation and wellness services	3,905	4,244
Athletics, net of scholarship allowance of \$3,048 in 2020 and \$3,033 in 2019	59,813	62,705
University health services	99,466	153,290
Fire protection publications	9,648	10,464
Other auxiliary revenue	47,432	52,463
Interest earned on loans to students	236	255
Other operating revenues	19,786	27,749
	<hr/>	<hr/>
Total operating revenues	842,324	904,057
	<hr/>	<hr/>
Operating Expenses		
Compensation and employee benefits	641,568	616,378
Contractual services	222,729	226,383
Supplies and materials	46,566	51,662
Utilities	33,283	33,261
Communications	4,700	5,270
Other operating expenses	71,798	69,583
Scholarships and fellowships	63,772	51,113
Depreciation expense	86,783	80,664
	<hr/>	<hr/>
Total operating expenses	1,171,199	1,134,314
	<hr/>	<hr/>
Operating loss	(328,875)	(230,257)
	<hr/>	<hr/>

Oklahoma State University
Statements of Revenues, Expenses, and Changes in Net Position
Years Ended June 30, 2020 and 2019

	2020	2019
	(In Thousands)	
Nonoperating Revenues (Expenses)		
State appropriations	\$ 199,280	\$ 192,082
On-behalf payments for OTRS	17,530	21,698
Federal and state grants and contracts	77,159	57,470
Gifts, including \$18,527 in 2020 and \$21,104 in 2019 used as security on the 2003 and 2004 Athletic Facilities		
Revenue Bonds	40,115	39,145
Investment income, net	7,078	6,612
Interest expense	(32,063)	(37,273)
Net nonoperating revenues	<u>309,099</u>	<u>279,734</u>
 Income (loss) before other revenues, expenses, gains, or losses	 (19,776)	 49,477
 Capital from grants, gifts, and affiliates	 103,167	 26,923
State appropriations restricted for capital purposes	3,271	844
On-behalf payments for OCIA capital leases	2,695	4,726
State school land funds	7,786	7,913
Additions to permanent endowments	4	1
Loss on disposal of fixed assets	(3,831)	(2,806)
Other additions, net	<u>22,524</u>	<u>8,885</u>
 Increase in net position	 115,840	 95,963
Net Position		
Net position - beginning of year	<u>981,263</u>	<u>885,300</u>
 Net position - end of year	 <u><u>\$ 1,097,103</u></u>	 <u><u>\$ 981,263</u></u>

Oklahoma State University
Statements of Cash Flows
Years Ended June 30, 2020 and 2019

	2020	2019
	(In Thousands)	
Operating Activities		
Tuition and fees	\$ 300,564	\$ 298,106
Grants and contracts	149,570	153,138
Sales and services of educational activities	65,943	53,389
Auxiliary enterprise charges		
Residential life	35,828	36,884
Student union services	38,054	44,910
Recreation and wellness services	3,955	4,274
Athletics	49,762	64,037
Interest earned on loans to students	236	255
Other operating revenues	197,718	253,281
Payments to employees for salaries and benefits	(610,779)	(597,103)
Payments to suppliers	(447,706)	(432,878)
Loans issued to students	(241)	(325)
Collection of loans to students	1,754	4,429
	<u>(215,342)</u>	<u>(117,603)</u>
Net cash used in operating activities		
Noncapital Financing Activities		
State appropriations	199,280	192,082
Federal and state grants and contracts	77,159	57,470
Gifts received for other than capital purposes	37,268	38,429
Direct lending receipts	165,367	169,823
Direct lending payments	(165,367)	(169,823)
Agency fund receipts	2,248	3,675
Agency fund payments	(2,249)	(3,661)
	<u>313,706</u>	<u>287,995</u>
Net cash provided by noncapital financing activities		
Investing Activities		
Purchases of investments	(608)	(4,020)
Proceeds from sales of investments	1,108	1,568
Interest received on investments	1,690	1,467
	<u>2,190</u>	<u>(985)</u>
Net cash provided by (used in) investing activities		

Oklahoma State University
Statements of Cash Flows
Years Ended June 30, 2020 and 2019

	2020	2019
	(In Thousands)	
Capital and Related Financing Activities		
Cash paid for capital assets	\$ (117,974)	\$ (136,670)
Capital appropriations received	3,271	844
Capital from grants, gifts, and affiliates received	5,247	12,203
State school land funds	7,786	7,913
Proceeds of capital debt	32,351	42,015
Proceeds from bond/lease refunding	265,328	66,057
Repayments of capital debt and leases	(20,204)	(29,289)
Payments on bond/lease refunding	(268,094)	(67,307)
Interest paid on capital debt and leases	(31,626)	(34,006)
Asset retirement obligation	(19)	-
Other sources	22,524	9,178
	<hr/>	<hr/>
Net cash used in capital and related financing activities	(101,410)	(129,062)
	<hr/>	<hr/>
Increase (Decrease) in Cash and Cash Equivalents	(856)	40,345
	<hr/>	<hr/>
Cash and Cash Equivalents, Beginning of Year	264,361	224,016
	<hr/>	<hr/>
Cash and Cash Equivalents, End of Year	\$ 263,505	\$ 264,361
	<hr/> <hr/>	<hr/> <hr/>
Reconciliation of Cash and Cash Equivalents to the Statements of Net Position		
Cash and cash equivalents, current	\$ 134,033	\$ 159,096
Cash and cash equivalents, noncurrent	129,472	105,265
	<hr/>	<hr/>
Total cash and cash equivalents	\$ 263,505	\$ 264,361
	<hr/> <hr/>	<hr/> <hr/>

Oklahoma State University
Statements of Cash Flows
Years Ended June 30, 2020 and 2019

	2020	2019
	(In Thousands)	
Reconciliation of Operating Loss to Net		
Cash Used in Operating Activities		
Operating loss	\$ (328,875)	\$ (230,257)
Adjustments to reconcile operating loss to net cash used in operating activities		
Depreciation expense	86,783	80,664
On-behalf payments for OTRS	17,530	21,698
Changes in assets and liabilities		
Accounts receivable	(2,816)	9,758
Inventories	(313)	305
Accounts payable and accrued expenses	(3,819)	4,450
Pension liability	7,378	(14,509)
Other postemployment benefits	1,920	5,460
Federal loan program contributions payable	(2,199)	(5,183)
Deferred inflows of resources	(2,520)	2,671
Deferred outflows of resources	6,491	1,529
Unearned revenue	4,321	(358)
Student and other deposits	462	151
Accrued compensated absences	(1,154)	3,136
Loans to students	1,469	2,882
Net Cash Used in Operating Activities	\$ (215,342)	\$ (117,603)
Noncash Investing, Noncapital Financing, and Capital and Related Financing Transactions		
Fixed assets acquired by gifts from affiliates	\$ 97,920	\$ 14,720
Change in accounts payable for capital assets	\$ (4,542)	\$ (2,486)
Change in accounts receivable related to private gifts	\$ 2,851	\$ 717
Change in receivable from state agency affecting proceeds of capital debt	\$ 5,861	\$ 10,610
Loss on refunding of debt	\$ 15,105	\$ -
Interest on capital debt paid by state agency on behalf of University, net	\$ 2,665	\$ 2,699
Principal on capital debt paid by state agency on behalf of University	\$ 30	\$ 2,027

Oklahoma State University Foundation

Oklahoma State University Foundation
Consolidated Statements of Financial Position
June 30, 2020 and 2019

Assets

	2020	2019
Assets		
Cash and cash equivalents	\$ 11,202,484	\$ 6,032,477
Short-term investments	65,777,891	40,990,551
Interest and other receivables	2,195,693	3,479,038
Contributions receivable, net	112,281,786	99,282,275
Notes receivable	5,904,051	7,724,569
Other property investments	5,327,292	2,331,848
Investments	945,325,525	960,568,983
Property and equipment, net	17,646,038	18,171,308
Beneficial interests in trusts	12,698,686	14,126,504
Other assets	3,338,472	3,220,147
	<hr/>	<hr/>
Total assets	<u>\$ 1,181,697,918</u>	<u>\$ 1,155,927,700</u>

Liabilities and Net Assets

Liabilities

Oklahoma State University support payable	\$ 2,551,509	\$ 4,772,584
Accounts payable and accrued liabilities	2,213,382	2,887,481
Funds held on behalf of Oklahoma State University	7,051,380	6,821,072
Funds held on behalf of Cowboy Athletics	1,177,938	-
Funds held on behalf of Oklahoma State University Alumni Association	-	16,078,786
Funds held on behalf of Foundation for the McKnight Center for the Performing Arts	-	10,032,101
Unearned revenue	15,000	15,000
Line of credit	23,705,000	37,370,000
Obligations under split-interest agreements	11,741,106	12,042,096
Notes payable	14,431,143	16,590,508
	<hr/>	<hr/>
Total liabilities	<u>62,886,458</u>	<u>106,609,628</u>

Net Assets

Without donor restrictions	388,654,006	361,880,615
With donor restrictions	730,157,454	687,437,457
	<hr/>	<hr/>
Total net assets	<u>1,118,811,460</u>	<u>1,049,318,072</u>
	<hr/>	<hr/>
Total liabilities and net assets	<u>\$ 1,181,697,918</u>	<u>\$ 1,155,927,700</u>

Oklahoma State University Foundation
Consolidated Statements of Activities
Years Ended June 30, 2020 and 2019

	2020		2019	
	Without Donor Restrictions	With Donor Restrictions	Total	Total
Revenues, Gains, and Support				
Contributions				
Cash	\$ 39,313,392	\$ 16,672,578	\$ 55,985,970	\$ 53,471,922
Securities	1,315,029	3,214,114	4,529,143	5,793,421
Land, goods, services, and other	2,688,200	-	2,688,200	11,831,310
Promises to give	-	38,393,440	38,393,440	24,458,221
Total contributions	43,316,621	58,280,132	101,596,753	95,554,874
Provisions for uncollectible pledges	-	(796,915)	(796,915)	(2,376,165)
Net investment returns	37,830,025	41,091,559	78,921,584	42,886,347
Contract support services	3,049,279	-	3,049,279	2,969,770
Net gains (losses) on disposals of property and equipment and other property investments	4,987,087	38,305	5,025,392	38,587
Management fee income (loss)	10,078,692	(9,893,819)	184,873	275,809
Change in value of split-interest agreements	(283,000)	2,397,254	2,114,254	780,438
Other income (loss)	2,280,049	(33,776)	2,246,273	3,716,494
Reclassifications - donor directed	249,722	(249,722)	-	-
Net assets released from restrictions	48,113,021	(48,113,021)	-	-
Total revenues, gains, and support	149,621,496	42,719,997	192,341,493	143,846,154
Expenses				
Program services				
Intercollegiate athletics	12,806,985	-	12,806,985	25,886,788
Cowboy Athletics	31,405,728	-	31,405,728	54,656,323
Library	579,361	-	579,361	557,180
Research	1,267,599	-	1,267,599	1,079,188
General University support	18,459,493	-	18,459,493	26,034,341
Awards and scholarships	18,033,075	-	18,033,075	16,375,959
Endowed faculty and lectureship programs	7,090,457	-	7,090,457	5,925,210
Facilities and equipment	8,613,610	-	8,613,610	15,932,001
Total program services	98,256,308	-	98,256,308	146,446,990
Management and general	8,469,720	-	8,469,720	8,129,634
Fundraising	15,287,077	-	15,287,077	14,972,408
Charitable legacy distributions	835,000	-	835,000	22,552
Total expenses	122,848,105	-	122,848,105	169,571,584
Change in Net Assets	26,773,391	42,719,997	69,493,388	(25,725,430)
Net Assets, Beginning of Year	361,880,615	687,437,457	1,049,318,072	1,075,043,502
Net Assets, End of Year	<u>\$ 388,654,006</u>	<u>\$ 730,157,454</u>	<u>\$ 1,118,811,460</u>	<u>\$ 1,049,318,072</u>

Oklahoma State University Foundation
Consolidated Statements of Activities
Years Ended June 30, 2020 and 2019

	2019		
	Without Donor Restrictions	With Donor Restrictions	Total
Revenues, Gains, and Support			
Contributions			
Cash	\$ 40,693,550	\$ 12,778,372	\$ 53,471,922
Securities	2,122,017	3,671,404	5,793,421
Land, goods, services, and other	5,189,185	6,642,125	11,831,310
Promises to give	(334,542)	24,792,763	24,458,221
Total contributions	<u>47,670,210</u>	<u>47,884,664</u>	<u>95,554,874</u>
Provisions for uncollectible pledges	(29,138)	(2,347,027)	(2,376,165)
Net investment returns	18,508,535	24,377,812	42,886,347
Contract support services	2,969,770	-	2,969,770
Net gains (losses) on disposals of property and equipment and other property investments	(22,126)	60,713	38,587
Management fee income (loss)	9,850,895	(9,575,086)	275,809
Change in value of split-interest agreements	317,607	462,831	780,438
Other income (loss)	3,738,025	(21,531)	3,716,494
Reclassifications - donor directed	921,800	(921,800)	-
Net assets released from restrictions	50,940,436	(50,940,436)	-
Total revenues, gains, and support	<u>134,866,014</u>	<u>8,980,140</u>	<u>143,846,154</u>
Expenses			
Program services			
Intercollegiate athletics	25,886,788	-	25,886,788
Cowboy Athletics	54,656,323	-	54,656,323
Library	557,180	-	557,180
Research	1,079,188	-	1,079,188
General University support	26,034,341	-	26,034,341
Awards and scholarships	16,375,959	-	16,375,959
Endowed faculty and lectureship programs	5,925,210	-	5,925,210
Facilities and equipment	15,932,001	-	15,932,001
Total program services	<u>146,446,990</u>	<u>-</u>	<u>146,446,990</u>
Management and general	8,129,634	-	8,129,634
Fundraising	14,972,408	-	14,972,408
Charitable legacy distributions	22,552	-	22,552
Total expenses	<u>169,571,584</u>	<u>-</u>	<u>169,571,584</u>
Change in Net Assets	(34,705,570)	8,980,140	(25,725,430)
Net Assets, Beginning of Year	<u>396,586,185</u>	<u>678,457,317</u>	<u>1,075,043,502</u>
Net Assets, End of Year	<u><u>\$ 361,880,615</u></u>	<u><u>\$ 687,437,457</u></u>	<u><u>\$ 1,049,318,072</u></u>

Oklahoma State University Foundation
Consolidated Statements of Cash Flows
Years Ended June 30, 2020 and 2019

	2020	2019
Cash Flow From Operating Activities		
Change in net assets	\$ 69,493,388	\$ (25,725,430)
Adjustments to reconcile change in net assets to net cash provided by (used in) operating activities		
Net investment gains	(72,365,434)	(34,594,426)
Change in value of split-interest agreements	(2,114,254)	(780,438)
Gains (losses) on disposals of property and equipment and other property investments	12,914	(38,587)
Contributions restricted for long-term investment, cash	(12,126,146)	(13,549,641)
Contributions restricted for long-term investment, securities	(900,959)	(1,567,411)
Noncash distributions	-	12,191,364
Noncash contributions	(7,426,771)	(17,468,582)
Proceeds from sales of donated financial assets	2,002,609	2,137,236
Depreciation expense	855,387	896,564
Change in discount on contributions receivable	33,031,398	2,096,144
Provision for uncollectible pledges	796,915	2,376,165
Changes in operating assets and liabilities		
Contributions receivable, net	(45,335,473)	(12,585,210)
Interest and other receivables	1,283,345	(849,547)
Notes receivable	1,820,518	1,889,509
Other assets	(118,325)	118,805
Oklahoma State University support payable	(2,221,075)	3,595,539
Accounts payable and accrued liabilities	(674,099)	574,667
Funds held on behalf of Oklahoma State University	230,308	124,282
Funds held on behalf of Cowboy Athletics	1,177,938	-
Funds held on behalf of Oklahoma State University Alumni Association	(16,078,786)	(1,245,518)
Funds held on behalf of Foundation for the McKnight Center for the Performing Arts	(10,032,101)	5,229,583
Obligations under split-interest agreements	1,735,422	1,234,336
Unearned revenue	-	(263,500)
Net cash used in operating activities	<u>(56,953,281)</u>	<u>(76,204,096)</u>
Cash Flows From Investing Activities		
Purchases of investments	(510,604,416)	(497,916,228)
Proceeds from sales and maturities of investments	575,867,995	528,122,420
Proceeds from sale of other property investments	33,178	-
Purchases of property and equipment	<u>(376,209)</u>	<u>(388,584)</u>
Net cash provided by investing activities	<u>64,920,548</u>	<u>29,817,608</u>

Oklahoma State University Foundation
Consolidated Statements of Cash Flows
Years Ended June 30, 2020 and 2019

	<u>2020</u>	<u>2019</u>
Cash Flows From Financing Activities		
Contributions restricted for long-term investment	\$ 13,027,105	\$ 15,117,052
Proceeds from line of credit	21,335,000	36,130,922
Repayments of line of credit	(35,000,000)	-
Repayments of notes payable	(2,159,365)	(3,409,492)
	<u>(2,797,260)</u>	<u>47,838,482</u>
Net cash provided by (used in) financing activities	<u>(2,797,260)</u>	<u>47,838,482</u>
Net Increase in Cash and Cash Equivalents	5,170,007	1,451,994
Cash and Cash Equivalents at Beginning of Year	<u>6,032,477</u>	<u>4,580,483</u>
Cash and Cash Equivalents at End of Year	<u><u>\$ 11,202,484</u></u>	<u><u>\$ 6,032,477</u></u>
Supplemental Disclosure of Cash Flow Information		
Interest paid	\$ 1,537,312	\$ 1,317,826
Noncash transfers of property and equipment to		
Oklahoma State University	\$ -	\$ 1,938,048
Noncash transfers of other property investments to		
Oklahoma State University	\$ -	\$ 10,208,316
Donated securities	\$ 4,529,143	\$ 6,574,896
Donation of beneficial interest	\$ -	\$ 937,624
Donated other property investments	\$ 2,590,384	\$ 11,831,310
Donated services provided for the benefit of		
Oklahoma State University	\$ 97,816	\$ 156,149

**National Center for Addiction Studies
and Treatment Foundation**

National Center for Addiction Studies and Treatment Foundation

Balance Sheet December 31, 2019

Assets

Current Assets

Cash and current equivalents	\$ 103,643,570
Contribution receivable, net - current	<u>13,765,866</u>

Total current assets 117,409,436

Contribution Receivable, Net - Noncurrent

56,818,934

Total assets \$ 174,228,370

Net Position

Unrestricted	\$ 71,728,370
Restricted - expendable	<u>102,500,000</u>

Total net position \$ 174,228,370

**National Center for Addiction Studies
and Treatment Foundation**
Statement of Revenues, Expenses, and Changes in Net Position
Period from March 26, 2019 Through December 31, 2019

Operating Revenues	
Contributions	\$ 70,584,800
Other income and support	<u>102,500,000</u>
Total operating revenues	<u>173,084,800</u>
Operating Income	<u>173,084,800</u>
Nonoperating Revenues (Expenses)	
Investing income	1,310,485
Investment fees	<u>(166,915)</u>
Total nonoperating revenues (expenses)	<u>1,143,570</u>
Increase in Net Position	174,228,370
Net Position, Beginning of Year	<u>-</u>
Net Position, End of Year	<u><u>\$ 174,228,370</u></u>

**National Center for Addiction Studies
and Treatment Foundation**
Statement of Cash Flows
Period from March 26, 2019 Through December 31, 2019

Operating Activities	
Settlement payment received	<u>\$ 102,500,000</u>
Net cash provided by operating activities	<u>102,500,000</u>
Investing Activities	
Investment income	<u>1,143,570</u>
Net cash provided by investing activities	<u>1,143,570</u>
Increase in Cash and Cash Equivalents	103,643,570
Cash and Cash Equivalents, Beginning of Year	<u>-</u>
Cash and Cash Equivalents, End of Year	<u><u>\$ 103,643,570</u></u>
Reconciliation of Operating Income to Net Cash Provided by Operating Activities	
Operating income	\$ 173,084,800
Change in operating assets	
Contribution receivable, net	<u>(70,584,800)</u>
Net cash provided by operating activities	<u><u>\$ 102,500,000</u></u>

Notes to Financial Statements

Oklahoma State University

Notes to Financial Statements

June 30, 2020 and 2019

(In Thousands)

Note 1: Nature of Operations and Summary of Significant Accounting Policies

Nature of Operations

Oklahoma State University (the “University”) is a modern comprehensive land grant university that serves the state, national, and international communities by providing its students with academic instruction, by conducting research and other activities that advance fundamental knowledge and by disseminating knowledge to the people of Oklahoma and throughout the world.

Reporting Entity

The financial reporting entity, as defined by Governmental Accounting Standards Board (GASB) Statements No. 14, 61, and 80, consists of the primary government, organizations for which the primary government is financially accountable and other organizations for which the nature and significance of their relationship with the primary government are such that exclusion could cause the financial statements to be misleading or incomplete. Accordingly, the financial statements include the accounts of all agencies of Oklahoma State University (the “General University”), as the primary government, and the accounts of the Oklahoma State University Research Foundation, Inc. (OSURF, formerly known as the Center for Innovation and Economic Development, Inc.), collectively referred to as the “University.” Further, the financial statements of all component units of the University meeting the criteria established by GASB Statements No. 39 and No. 80 have been discretely presented.

The General University includes Oklahoma State University - Stillwater; Oklahoma State University Institute of Technology - Okmulgee; Oklahoma State University - Oklahoma City; the Center for Veterinary Health Sciences; the Agricultural Experiment Station; the Agricultural Extension Division; the Center for Health Sciences - Tulsa and Oklahoma State University - Tulsa. The General University is governed by the Board of Regents for the Oklahoma Agricultural and Mechanical Colleges (Board of Regents). The State of Oklahoma allocates and allots funds to each agency separately and requires that the funds be maintained accordingly. Because of this requirement, separate accounts are maintained for each agency.

OSURF was formed in 1967 as a nonprofit corporation to engage in research, extension, and academic contractual arrangements for the benefit and advancement of the General University. OSURF receives and administers funds from federal and state organizations and from private sources for the purpose of carrying out the educational and research programs of the General University. OSURF is governed by a Board of Directors comprised primarily of management of the General University. In addition, General University employees and facilities are used for virtually all activities of OSURF. Accordingly, OSURF has been reported as a blended component unit in the financial statements.

Oklahoma State University

Notes to Financial Statements

June 30, 2020 and 2019

(In Thousands)

In preparing the financial statements, all significant transactions and balances between agencies and between the General University and OSURF are eliminated.

The University is a member of the Oklahoma State System of Higher Education, a component unit of the State of Oklahoma, and is included in the comprehensive annual financial report of the State of Oklahoma as part of the Higher Education component unit.

Financial Statement Presentation: As a member of the Oklahoma State System of Higher Education, the University presents its financial statements in accordance with the requirements of GASB Statement No. 34, *Basic Financial Statements and Management Discussion and Analysis for State and Local Governments* and GASB Statement No. 35, *Basic Financial Statements and Management's Discussion and Analysis for Public Colleges and Universities*. The financial statement presentation required by GASB Statements No. 34 and 35 provides a comprehensive, entity-wide perspective of the University's assets, deferred outflows of resources, liabilities, deferred inflows of resources, net position, revenues, expenses, changes in net position, and cash flows.

Component Units: Oklahoma State University Foundation (OSU Foundation), is a private nonprofit organization that reports under Financial Accounting Standards Board (FASB) Accounting Standards Codification (ASC). As such, certain revenue recognition criteria and presentation features are different from GASB revenue recognition criteria and presentation features. No modifications have been made to OSU Foundation's financial information, which has been discretely presented. The National Center for Addiction Studies and Treatment Foundation (NCAST) is a nonprofit organization that reports under GASB standards and operates under a December 31 fiscal year-end. NCAST has also been discretely presented.

Basis of Accounting: For financial reporting purposes, the University is considered a special-purpose government engaged only in business-type activities. Accordingly, the University's financial statements have been presented using the economic resources measurement focus and the accrual basis of accounting. Under the accrual basis, revenues are recognized when earned, and expenses are recorded when an obligation has been incurred. All significant intra-agency transactions have been eliminated.

Cash Equivalents

The University considers all highly liquid investments with an original maturity of three months or less to be cash equivalents. Funds invested through the State Treasurer's Cash Management Program are considered cash equivalents.

Investments

The University accounts for its investments at fair value in accordance with GASB Statement No. 31, *Accounting and Financial Reporting for Certain Investments and for External Investment Pools*. Changes in unrealized gain (loss) on the carrying value of investments are reported as a component of investment income in the statements of revenues, expenses, and changes in net position.

Oklahoma State University

Notes to Financial Statements

June 30, 2020 and 2019

(In Thousands)

Accounts Receivable

Accounts receivable consist of tuition and fee charges to students and auxiliary enterprise services provided to students, faculty and staff, the majority of each residing in the State. Accounts receivable also include amounts due from the federal government, state and local governments or private sources, in connection with reimbursement of allowable expenditures made pursuant to the University's grants and contracts. Accounts receivable are recorded net of estimated uncollectible amounts. The University determines its allowance by considering a number of factors, including the length of time accounts receivable are past due, the University's previous loss history, and the condition of the general economy and the industry as a whole. The University writes off specific accounts receivable when they become uncollectible, and payments subsequently received on such receivables are credited to the allowance for doubtful accounts.

Inventories

Inventories are carried at the lower of cost or market on either the first-in, first-out (FIFO) basis or the average cost basis.

Noncurrent Cash and Investments

Cash and investments that are externally restricted to make debt service payments, maintain sinking or reserve funds or to purchase or construct capital or other noncurrent assets, are classified as noncurrent assets in the statements of net position.

Capital Assets

Capital assets are recorded at cost at the date of acquisition, or acquisition value at the date of donation in the case of gifts. Livestock for educational purposes is recorded at estimated fair value. For equipment, the University's capitalization policy includes all items with a unit cost of \$5 or more, and an estimated useful life of greater than one year. Renovations to buildings, infrastructure, and land improvements that significantly increase the value or extend the useful life of the structure are capitalized. Routine repairs and maintenance are charged to operating expense in the year in which the expense was incurred. Internally generated software has a capitalization threshold of \$1,000.

Depreciation is computed using the straight-line method over the estimated useful lives of the assets, generally 40 to 50 years for buildings, 20 to 25 years for infrastructure and land improvements, 10 years for library books, 5 to 7 years for equipment, 3 years for purchased software, and 5 years for internally generated software.

Costs incurred during construction of long-lived assets are recorded as construction in progress and are not depreciated until placed in service. The University capitalized interest as a component of capital assets constructed for its own use, until July 1, 2018, when GASB Statement No. 89 was early adopted and the capitalization of interest ceased.

Oklahoma State University

Notes to Financial Statements

June 30, 2020 and 2019

(In Thousands)

Deferred Outflows of Resources

The University reports increases in net position generated by its defined benefit pension plan or other postemployment benefits that relate to future periods and costs of restructuring debt as deferred outflows of resources in a separate section of its statements of net position.

Unearned Revenues

Unearned revenues include amounts received for tuition and fees and certain auxiliary activities prior to the end of the fiscal year but related to the subsequent accounting period. Unearned revenues also include amounts received from grant and contract sponsors that have not yet been earned.

Compensated Absences

The liability and expense incurred for employee vacation pay are recorded as accrued compensated absences in the statements of net position, and as a component of compensation and employee benefit expense in the statements of revenues, expenses, and changes in net position.

Compensated absence liabilities are computed using the regular pay and termination pay rates in effect at statement of net position date plus an additional amount for compensation-related payments such as Social Security and Medicare taxes computed using rates in effect at that date. The estimated compensated absences liability expected to be paid more than one year after the statements of net position date is included in other long-term liabilities.

Noncurrent Liabilities

Noncurrent liabilities include (1) principal amounts of revenue bonds payable and capital lease obligations; (2) estimated amounts for accrued compensated absences and other liabilities that will not be paid within the next fiscal year; and (3) other liabilities that, although payable within one year, are to be paid from funds that are classified as noncurrent assets.

Pensions and Benefit Plans

The University participates in a cost-sharing multiple-employer defined benefit pension plan. The fiduciary net position of the Teacher Retirement System of Oklahoma (OTRS) has been determined on the flow of economic resources measurement focus and full accrual basis of accounting. This includes for purposes of measuring the net pension liability, deferred outflows of resources, and deferred inflows of resources related to pensions, pension expense and information about assets, liabilities and additions to/deductions from OTRS's fiduciary net position. Benefit payments (including refunds of employee contributions) are recognized when due and payable in accordance with the benefit terms. Investments are reported at fair value.

Oklahoma State University

Notes to Financial Statements

June 30, 2020 and 2019

(In Thousands)

The University has a single-employer defined benefit other postemployment benefit (OPEB) plan, providing health insurance and life insurance to retirees (the “OPEB Plans”). For purposes of measuring the total OPEB liability, deferred outflows of resources, and deferred inflows of resources related to OPEB and OPEB expense have been determined on the same basis as they are reported by the OPEB Plans. For this purpose, benefit payments are recognized when due and payable in accordance with the benefit terms.

Deferred Inflows of Resources

The University reports decreases in net position generated by its defined benefit pension plan or other postemployment benefits that relate to future periods and savings of restructuring debt as deferred inflows of resources in a separate section of its statements of net position.

Net Position

The University’s net position is classified as follows:

Net investment in capital assets: This represents the University’s total investment in capital assets, net of accumulated depreciation, and outstanding debt obligations related to those capital assets. To the extent debt has been incurred but not yet expended for capital assets, such amounts are not included as a component of net investment in capital assets.

Restricted net position - expendable: Restricted expendable net position includes resources in which the University is legally or contractually obligated to spend resources in accordance with restrictions imposed by external third parties.

Restricted net position - nonexpendable: Restricted nonexpendable net position consists of endowment and similar type funds in which donors or other outside sources have stipulated, as a condition of the gift instrument, that the principal is to be maintained inviolate and in perpetuity, and invested for the purpose of producing present and future income, which may either be expended or added to principal.

Unrestricted net position: Unrestricted net position represents resources derived from student tuition and fees, state appropriations, and sales and services of educational departments and auxiliary enterprises. These resources are used for transactions relating to the educational and general operations of the University, and may be used at the discretion of the governing board to meet current expenses for any purpose. These resources also include auxiliary enterprises, which are substantially self-supporting activities that provide services for students, faculty, and staff.

When an expense is incurred that can be paid using either restricted or unrestricted resources, the University’s policy is to use prudent decision processes to determine which resources will be applied based on availability of funding, donor intent, and returns available from idle funds.

Oklahoma State University

Notes to Financial Statements

June 30, 2020 and 2019

(In Thousands)

Income Taxes

The General University, as a political subdivision of the State, is excluded from federal income taxes under Section 115(a) of the Internal Revenue Code, as amended. OSURF is an organization described in Section 501(c)(3) of the Internal Revenue Code, exempt from federal income tax under Section 501(a) of the Internal Revenue Code for activities which relate to its exempt purpose.

Classification of Revenues

The University has classified its revenues as either operating or nonoperating revenues according to the following criteria:

Operating revenues: Operating revenues include activities that have the characteristics of exchange transactions, such as (1) student tuition and fees, net of scholarship discounts and allowances, (2) sales and services of auxiliary enterprises, net of scholarship discounts and allowances, (3) certain federal, state, and local grants and contracts and federal appropriations, and (4) interest on institutional student loans.

Nonoperating revenues: Nonoperating revenues include activities that have the characteristics of nonexchange transactions, such as gifts and contributions, student aid revenues, and other revenue sources that are defined as nonoperating revenues by GASB Statement No. 9, *Reporting Cash Flows of Proprietary and Nonexpendable Trust Funds and Governmental Entities That Use Proprietary Fund Accounting*, and GASB Statement No. 34, such as state appropriations and investment income.

Scholarship Discounts and Allowances

Student tuition and fee revenues, and certain other revenues from students, are reported net of scholarship discounts and allowances in the statements of revenues, expenses, and changes in net position. Scholarship discounts and allowances are the difference between the stated charge for goods and services provided by the University, and the amount that is paid by students and/or third parties making payments on the students' behalf. Certain governmental grants, such as Pell grants, and other federal, state, or nongovernmental programs are recorded as either operating or nonoperating revenues in the University's financial statements. To the extent that revenues from such programs are used to satisfy tuition and fees and other student charges, the University has recorded a scholarship discount and allowance.

Use of Estimates

The preparation of financial statements in conformity with accounting principles generally accepted in the United States of America requires management to make estimates and assumptions that affect certain reported amounts and disclosures; accordingly, actual results could differ from those estimates.

Oklahoma State University
Notes to Financial Statements
June 30, 2020 and 2019
(In Thousands)

New Pronouncements

In January 2017, GASB issued Statement No. 84, *Fiduciary Activities*. This Statement establishes criteria for identifying fiduciary activities of all state and local governments. The focus of the criteria generally is on whether a government is controlling the assets of the fiduciary activity and the beneficiaries with whom a fiduciary relationship exists. This Statement is now effective for periods beginning after December 15, 2019. Earlier application is encouraged.

In June 2017, GASB issued Statement No. 87, *Leases*. This Statement requires recognition of certain lease assets and liabilities that previously were classified as operating leases and recognized as inflows of resources or outflows of resources. It establishes a single model for lease accounting based on the foundational principle that leases are financings of the right to use an underlying asset. This Statement is now effective for periods beginning after June 15, 2021. Earlier application is encouraged.

In August 2018, GASB issued Statement No. 90, *Majority Equity Interests*. This Statement improves consistency and comparability of reporting a government's majority equity interest in a legally separate organization. It also requires that a component unit for which a government has a 100 percent equity interest account for its assets, deferred outflows or resources, liabilities, and deferred inflows of resources at acquisition value. This Statement is now effective for periods beginning after December 15, 2019. Earlier application is encouraged.

In May 2019, GASB issued Statement No. 91, *Conduit Debt Obligations*. This Statement provides a single method of reporting conduit debt obligations by issuers and eliminates diversity in practice associated with commitments extended by issuers, arrangements associated with conduit debt obligations, and related note disclosures. The Statement is now effective for periods beginning after December 15, 2021. Earlier application is encouraged.

In January 2020, GASB issued Statement No. 92, *Omnibus 2020*. This Statement enhances comparability in accounting and financial reporting and improves the consistency of authoritative literature by addressing practice issues that have been identified during implementation and application of certain GASB Statements. This Statement is now effective for periods beginning after June 15, 2021. Earlier application is encouraged.

In March 2020, GASB issued Statement No. 93, *Replacement of Interbank Offered Rates*. This statement addresses accounting and financial reporting implications that result from the replacement of an interbank offered rate as a result of global reference rate reform. The removal of LIBOR as an appropriate benchmark interest rate is effective for reporting periods ending after December 31, 2021. All other requirements of the statement are now effective for reporting periods beginning after June 15, 2021. Earlier application is encouraged.

In March 2020, GASB issued Statement No. 94, *Public-Private and Public-Public Partnerships and Availability Payment Arrangements*. This Statement addresses issues related to public-private and public-public partnership arrangements and provides guidance for accounting and financial reporting for availability payment arrangements. This Statement is effective for periods beginning after June 15, 2022. Earlier application is encouraged.

Oklahoma State University

Notes to Financial Statements

June 30, 2020 and 2019

(In Thousands)

In May 2020, GASB issued Statement No. 95, *Postponement of the Effective Dates of Certain Authoritative Guidance*. This statement provides temporary relief to governments and other stakeholders in light of the COVID-19 pandemic by postponing the effective dates of certain provisions that first became effective or are scheduled to become effective for periods beginning after June 15, 2018, and later.

In May 2020, GASB issued Statement No. 96, *Subscription-Based Information Technology Arrangements*. This Statement defines a subscription-based information technology arrangement (SBITA), establishes that a SBITA results in a right-to-use subscription asset and a corresponding subscription liability, provides capitalization criteria for outlays other than subscription payments, and requires note disclosure regarding a SBITA. This Statement is effective for periods beginning after June 15, 2022. Earlier application is encouraged.

In June 2020, GASB issued Statement No. 97, *Certain Component Unit Criteria, and Accounting and Financial Reporting for Internal Revenue Code Section 457 Deferred Compensation Plans*. This Statement increases consistency and comparability related to the reporting of fiduciary component units, mitigates the costs associated with the reporting of certain defined contribution pension plans, defined contribution other postemployment benefit plans, and other employee benefit plans, and enhances the relevance, consistency, and comparability of the accounting and financial reporting for Internal Revenue Code Section 457 deferred compensation plans. The requirements of this Statement that are related to the accounting and financial reporting for Section 457 plans are effective for periods beginning after June 15, 2021. All other requirements of this Statement are effective immediately. Earlier application is encouraged.

Management has not yet determined the effect, if any, of adoption of the new GASB statements for the financial statements.

Note 2: Cash and Cash Equivalents, Other Deposits and Investments

Cash and Cash Equivalents

At June 30, 2020 and 2019, the carrying amounts of the University's deposits with the State Treasurer and other financial institutions were \$263,505 and \$264,361, respectively. These amounts consisted of deposits with the State Treasurer (\$258,454 and \$259,857), U.S. financial institutions (\$931 and \$1,150), trustees related to the University's various bond indenture agreements (\$3,946 and \$3,187), and petty cash and change funds (\$174 and \$167), respectively.

Oklahoma State University

Notes to Financial Statements

June 30, 2020 and 2019

(In Thousands)

By Oklahoma Statute, the State Treasurer is required to ensure that all state funds are either insured by the Federal Deposit Insurance Corporation (FDIC), collateralized by securities held by the cognizant Federal Reserve Bank, or invested in U.S. government obligations. Any deposits with the State Treasurer are pooled with funds of other state agencies, and then in accordance with statutory limitations, placed in banks or invested as the State Treasurer may determine, in the State's name. The University's cash balances deposited with the State Treasurer were \$267,124 and \$262,856, respectively, at June 30, 2020 and 2019. The difference between the carrying amount and the cash balances deposited with the State Treasurer are due to deposits in transit and outstanding checks at June 30.

The University requires that balances on deposit with financial institutions be insured by the FDIC or collateralized by securities held by the cognizant Federal Reserve Bank, in the University's name. The carrying amount and related bank balances of the University's deposits was \$1 and \$181, respectively, at June 30, 2020 and 2019.

Deposits

At June 30, 2020 and 2019, the University held no nonnegotiable certificates of deposit.

Some deposits with the State Treasurer are placed in the State Treasurer's internal investment pool *OK INVEST*. *OK INVEST* pools the resources of all state funds and agencies and invests them in (a) U.S. treasury securities which are explicitly backed by the full faith and credit of the U.S. government; (b) U.S. agency securities which carry an implicit guarantee of the full faith and credit of the U.S. government; (c) money market mutual funds which participate in investments, either directly or indirectly, in securities issued by the U.S. Treasury and/or agency and repurchase agreements relating to such securities; and (d) investments related to tri-party repurchase agreements which are collateralized at 102 percent and, whereby, the collateral is held by a third party in the name of the State Treasurer.

Of funds on deposit with the State Treasurer, amounts invested in *OK INVEST* total \$61,196 at June 30, 2020, and \$68,737 at June 30, 2019.

Oklahoma State University

Notes to Financial Statements

June 30, 2020 and 2019

(In Thousands)

For financial reporting purposes, deposits with the State Treasurer that are invested in *OK INVEST* are classified as cash equivalents. At June 30, the distribution of deposits in *OK INVEST* is as follows:

OK INVEST Portfolio	2020		2019	
	Cost	Market Value	Cost	Market Value
U.S. agency securities	\$ 14,186	\$ 14,370	\$ 21,297	\$ 21,429
Certificates of deposit	903	903	1,520	1,520
Money market mutual funds	3,193	3,193	6,841	6,841
Mortgage backed agency securities	22,738	23,750	27,619	28,194
Municipal bonds	78	81	122	128
Foreign bonds	636	635	285	280
U.S. Treasury Obligations	19,462	19,949	11,053	11,198
	<u>\$ 61,196</u>	<u>\$ 62,881</u>	<u>\$ 68,737</u>	<u>\$ 69,590</u>

Agencies and funds that are considered to be part of the State's reporting entity in the State's Comprehensive Annual Financial Report are allowed to participate in *OK INVEST*. Oklahoma statutes and the State Treasurer establish the primary objectives and guidelines governing the investment of funds in *OK INVEST*. Safety, liquidity, and return on investment are the objectives which establish the framework for the day to day *OK INVEST* management with an emphasis on safety of the capital and the probable income to be derived and meeting the State and its funds and agencies' daily cash flow requirements. Guidelines in the Investment Policy address credit quality requirements, diversification percentages, and specify the types and maturities of allowable investments, and the specifics regarding these policies can be found on the State Treasurer's website at <http://www.treasurer.state.ok.us/>. The State Treasurer, at his discretion, may further limit or restrict such investments on a day to day basis. *OK INVEST* includes a substantial investment in securities with an overnight maturity as well as in U.S. government securities with a maturity of up to three years. *OK INVEST* maintains an overall weighted average maturity of less than 270 days.

Participants in *OK INVEST* maintain an interest in its underlying investments and, accordingly, may be exposed to certain risks. As stated in the State Treasurer information statement, the main risks are interest rate risk, credit/default risk, liquidity risk, and U.S. government securities risk. Interest rate risk is the risk that during periods of rising interest rates, the yield and market value of the securities will tend to be lower than prevailing market rates; in periods of falling interest rates, the yield will tend to be higher. Credit/default risk is the risk that an issuer or guarantor of a security, or a bank or other financial institution that has entered into a repurchase agreement, may default on its payment obligations. Liquidity risk is the risk that *OK INVEST* will be unable to pay redemption proceeds within the stated time period because of unusual market conditions, an unusually high volume of redemption requests, or other reasons.

Oklahoma State University

Notes to Financial Statements

June 30, 2020 and 2019

(In Thousands)

U.S. government securities risk is the risk that the U.S. government will not provide financial support to U.S. government agencies, instrumentalities, or sponsored enterprises if it is not obligated to do so by law. Various investment restrictions and limitations are enumerated in the State Treasurer's Investment Policy to mitigate those risks; however, any interest in *OK INVEST* is not insured or guaranteed by the State, the FDIC, or any other government agency.

Investments

The University invests available resources pursuant to the A&M Board of Regents Institutional Policy for Investing Funds, the Oklahoma State Regents for Higher Education System-wide Policy for Investment of Institutional Funds, and the Investment Policy of the Oklahoma State Treasurer. The short-term investment of agency special and agency relationship funds is directed primarily toward maximizing earnings on the University's working capital while maintaining adequate liquidity to meet cash flow needs of the University. Short term allowable monies are invested through the *OK INVEST* Program administered through the Office of the State Treasurer. As an agency of the State of Oklahoma investments in this program are executed in cooperation with the Oklahoma State Treasurer's Office, which serves as the University's official depository.

The Institutional Guidelines for Investment of Funds of the University is directed toward the investment of long-term oriented funds held by the University in a Fixed Income portfolio. The long-term objective of the portfolio is to maximize the returns without exposure to undue risk. Allowable monies are invested in securities permitted by Oklahoma State Statute (Title 62 § 89.2). Whereas fluctuating rates of return are characteristic of the securities markets, the main concern is the long-term appreciation of the assets and the consistency of total return. These investments are managed and held by a third-party investment management fiduciary.

Credit Risk - investment credit risk is the risk that an issuer or other counterparty to an investment will not fulfill its obligations. In accordance with state statutes, the State Treasurer may only purchase and invest in (a) obligations of the United States government, its agencies and instrumentalities; (b) prime banker's acceptances; (c) investment grade obligations of state and local governments; (d) money market funds; (e) collateralized or insured certificates of deposits; (f) negotiable certificates of deposits; (g) prime commercial paper; and (h) repurchase agreements. State law limits investments in obligations of state and local governments to the highest rating from at least one nationally recognized rating agency acceptable to the State Treasurer. Additionally, it is the University's policy to limit its investments in municipal and corporate bonds to the top two ratings issued by nationally recognized statistical rating organizations. As of June 30, 2020 and 2019, the University did not directly hold investments in municipal or corporate bonds.

Interest Rate Risk - the risk that changes in interest rates will adversely affect the fair value of an investment. Investments that are held for longer periods of time are subject to increased risk of adverse interest changes. Neither the University nor state statutes limit investment maturities as a means of managing exposure to fair value losses arising from increasing interest rates; however, the State Treasurer Investment Policy limits the average maturity on its portfolio to four years, with certain individual securities having more restrictive limits as defined in the policy.

Oklahoma State University

Notes to Financial Statements

June 30, 2020 and 2019

(In Thousands)

Concentration of Credit Risk - the risk of loss attributed to the magnitude of the University's investment in a single issuer. Neither the University's investment policy nor state statutes place limits on amounts that can be invested in any one issuer; however, the State Treasurer Investment Policy states that, with the exception of U.S. Treasury securities, no more than 50 percent of the State's total funds may be invested in a single security type or with a single financial institution, with diversification percentages being more restrictive on individual securities. At June 30, 2020 and 2019, no investments in any one organization (other than those issued or sponsored by the U.S. government and those in pooled investments) represented 5 percent of total investments.

Custodial Credit Risk – for an investment, custodial credit risk is the risk that, in the event of failure of the counterparty, the University will not be able to recover the value of its investments or collateral securities in the possession of an outside party. Investments held by counterparty are held in the University's name.

At June 30, the fair value of the University's investments consisted of the following:

	2020	2019
U.S. government securities	\$ 12,440	\$ 14,965
U.S. Treasury notes	71,762	62,700
Money market funds	18,298	19,746
Equity securities	2,807	2,757
State Regents Endowment Trust funds	584	665
Total investments	<u>\$ 105,891</u>	<u>\$ 100,833</u>

The University's investments are categorized by maturity dates to reflect the fair values that are sensitive to changes in interest rates.

Oklahoma State University

Notes to Financial Statements

June 30, 2020 and 2019

(In Thousands)

The University's investment schedule by maturity date as of June 30, 2020, is as follows:

Maturity Year Ending June 30	U.S. Government Securities	U.S. Treasury Notes	Total
2021	\$ 1,850	\$ 11,928	\$ 13,778
2022	2,153	2,660	4,813
2023	545	692	1,237
2024	383	23,256	23,639
2025	280	15,452	15,732
2026 - 2030	746	17,774	18,520
2031 - 2035	884	-	884
2036 - 2040	3,341	-	3,341
2041 - 2045	1,795	-	1,795
2046 - 2050	463	-	463
	<u>\$ 12,440</u>	<u>\$ 71,762</u>	84,202
Investments not subject to maturity dates			
Money market funds			18,298
Equity funds			2,807
State Regents Endowment Trust funds			<u>584</u>
Total investments			<u>\$ 105,891</u>

Assets Held in Trust

At June 30, 2020 and 2019, the University held investments in trust for three higher education institutions that are also under the governance of the Board of Regents. Such investments consist of U.S. government securities and money market accounts. These investments are maintained in separate internal investment accounts for each participant for reporting purposes. These investments bear interest at rates from .125 percent to 9.0 percent, with maturities from April 2020 through August 2044. Investments in money market accounts totaled \$2 and \$2 at June 30, 2020 and 2019, respectively.

Oklahoma State University

Notes to Financial Statements

June 30, 2020 and 2019

(In Thousands)

Condensed statements of net position and changes in net position of the investments held in trust at fair value are as follows for the years ended June 30:

	2020	2019
Net assets held in trust at beginning of period	\$ 484	\$ 470
Withdrawal of funds	(20)	(20)
Net interest, realized gains, and fees	32	20
Net increase (decrease) in fair value	(13)	14
Net assets held in trust at end of period	<u>\$ 483</u>	<u>\$ 484</u>

Note 3: Accounts Receivable

Accounts receivable consisted of the following at June 30:

	2020	2019
Student tuition and fees	\$ 32,527	\$ 28,903
Auxiliary enterprises and other operating activities	38,053	48,223
Contributions and gifts	10,654	7,803
Federal appropriations	1,675	2,235
Federal, state and private grants, and contracts	43,402	33,647
	<u>126,311</u>	<u>120,811</u>
Less allowance for doubtful accounts	<u>12,085</u>	<u>12,252</u>
Net accounts receivable	<u>\$ 114,226</u>	<u>\$ 108,559</u>

Oklahoma State University

Notes to Financial Statements

June 30, 2020 and 2019

(In Thousands)

Note 4: Inventories

Inventories consisted of the following at June 30:

	2020	2019
Bookstore	\$ 3,406	\$ 3,503
Livestock - College of Agriculture	1,603	2,207
Fire protection publications	2,389	1,931
Food services	329	321
Physical plant	473	510
Other	1,444	859
	<u>\$ 9,644</u>	<u>\$ 9,331</u>

Note 5: Student Loans Receivable

Student loans made through the Federal Perkins Loan Program (the "Program") comprise substantially all of the loans receivable at June 30, 2020 and 2019. Under this Program, the federal government provides funds for approximately 75 percent of the total contribution for student loans with the University providing the balance. Under certain conditions, such loans can be forgiven at annual rates of 10 percent to 30 percent of the original balance up to maximums of 50 percent to 100 percent of the original loan. The federal government reimburses the University to the extent of 10 percent of the amounts forgiven for loans originated prior to July 1, 1993, under the Program. No reimbursements are provided for loans originated after this date. The Perkins Loan Programs for the OSU Institute of Technology and the Center for Health Sciences were liquidated in fiscal year 2019 reducing the total liability. Amounts refundable to the federal government upon cessation of the Program of approximately \$10,104 and \$12,303 at June 30, 2020 and 2019, respectively, are reflected in the accompanying statements of net position as noncurrent liabilities.

As the University determines that loans are uncollectible and not eligible for reimbursement by the federal government, the loans are written off and assigned to the U.S. Department of Education. The allowance for uncollectible loans only applies to University funded loans and the University portion of federal student loans, as the University is not obligated to fund the federal portion of uncollected student loans. The University has provided an allowance for uncollectible loans, which, in management's opinion, is sufficient to absorb loans that will ultimately be written off. At June 30, 2020 and 2019, the allowance for uncollectible loans was approximately \$108 and \$109, respectively.

Oklahoma State University

Notes to Financial Statements

June 30, 2020 and 2019

(In Thousands)

Note 6: Capital Assets

Following are the changes in capital assets for the years ended June 30:

	2020				
	June 30, 2019	Additions	Transfers	Retirement	June 30, 2020
Capital assets not being depreciated					
Land	\$ 71,342	\$ 6,225	\$ -	\$ (197)	\$ 77,370
Capitalized collections	591	-	-	-	591
Livestock for educational purposes	4,172	942	-	(638)	4,476
Construction in progress	120,411	76,910	(127,453)	-	69,868
	<u>\$ 196,516</u>	<u>\$ 84,077</u>	<u>\$ (127,453)</u>	<u>\$ (835)</u>	<u>\$ 152,305</u>
Other capital assets					
Nonmajor infrastructure networks	\$ 171,241	\$ 1,046	\$ 22,473	\$ -	\$ 194,760
Land improvements	77,152	8,694	4,852	-	90,698
Buildings	2,097,574	87,345	100,128	(3,113)	2,281,934
Leasehold improvements	568	-	-	-	568
Furniture, fixtures, and equipment	254,048	18,681	-	(8,897)	263,832
Library materials	75,087	8,535	-	(5,828)	77,794
Intangible assets	9,600	2,974	-	(1,191)	11,383
	<u>2,685,270</u>	<u>127,275</u>	<u>127,453</u>	<u>(19,029)</u>	<u>2,920,969</u>
Total other capital assets					
Less accumulated depreciation					
Nonmajor infrastructure networks	(71,115)	(7,497)	-	-	(78,612)
Land improvements	(45,242)	(4,551)	-	-	(49,793)
Buildings	(676,680)	(49,797)	-	1,714	(724,763)
Leasehold improvements	(146)	(53)	-	-	(199)
Furniture, fixtures, and equipment	(189,391)	(15,270)	-	7,299	(197,362)
Library materials	(34,129)	(7,950)	-	5,828	(36,251)
Intangible assets	(7,985)	(1,665)	-	1,192	(8,458)
	<u>(1,024,688)</u>	<u>(86,783)</u>	<u>-</u>	<u>16,033</u>	<u>(1,095,438)</u>
Total accumulated depreciation					
Other capital assets, net	<u>\$ 1,660,582</u>	<u>\$ 40,492</u>	<u>\$ 127,453</u>	<u>\$ (2,996)</u>	<u>\$ 1,825,531</u>
Capital assets summary					
Capital assets not being depreciated	\$ 196,516	\$ 84,077	\$ (127,453)	\$ (835)	\$ 152,305
Other capital assets, at cost	2,685,270	127,275	127,453	(19,029)	2,920,969
Total cost of capital assets	2,881,786	211,352	-	(19,864)	3,073,274
Less accumulated depreciation	(1,024,688)	(86,783)	-	16,033	(1,095,438)
	<u>\$ 1,857,098</u>	<u>\$ 124,569</u>	<u>\$ -</u>	<u>\$ (3,831)</u>	<u>\$ 1,977,836</u>
Capital assets, net					

Oklahoma State University

Notes to Financial Statements

June 30, 2020 and 2019

(In Thousands)

	2019				
	June 30, 2018	Additions	Transfers	Retirement	June 30, 2019
Capital assets not being depreciated					
Land	\$ 70,992	\$ 350	\$ -	\$ -	\$ 71,342
Capitalized collections	485	106	-	-	591
Livestock for educational purposes	4,089	83	-	-	4,172
Construction in progress	133,270	107,170	(120,029)	-	120,411
	<u>\$ 208,836</u>	<u>\$ 107,709</u>	<u>\$ (120,029)</u>	<u>\$ -</u>	<u>\$ 196,516</u>
Other capital assets					
Nonmajor infrastructure networks	\$ 141,108	\$ -	\$ 30,133	\$ -	\$ 171,241
Land improvements	71,918	-	5,234	-	77,152
Buildings	2,002,972	10,103	84,499	-	2,097,574
Leasehold improvements	568	-	-	-	568
Furniture, fixtures, and equipment	245,308	20,614	163	(12,037)	254,048
Library materials	71,970	8,871	-	(5,754)	75,087
Intangible assets	9,411	1,571	-	(1,382)	9,600
Total other capital assets	<u>2,543,255</u>	<u>41,159</u>	<u>120,029</u>	<u>(19,173)</u>	<u>2,685,270</u>
Less accumulated depreciation					
Nonmajor infrastructure networks	(64,802)	(6,313)	-	-	(71,115)
Land improvements	(41,288)	(3,954)	-	-	(45,242)
Buildings	(630,342)	(46,338)	-	-	(676,680)
Leasehold improvements	(70)	(76)	-	-	(146)
Furniture, fixtures, and equipment	(184,243)	(14,892)	-	9,744	(189,391)
Library materials	(31,910)	(7,772)	-	5,553	(34,129)
Intangible assets	(7,772)	(1,319)	-	1,106	(7,985)
Total accumulated depreciation	<u>(960,427)</u>	<u>(80,664)</u>	<u>-</u>	<u>16,403</u>	<u>(1,024,688)</u>
Other capital assets, net	<u>\$ 1,582,828</u>	<u>\$ (39,505)</u>	<u>\$ 120,029</u>	<u>\$ (2,770)</u>	<u>\$ 1,660,582</u>
Capital assets summary					
Capital assets not being depreciated	\$ 208,836	\$ 107,709	\$ (120,029)	\$ -	\$ 196,516
Other capital assets, at cost	2,543,255	41,159	120,029	(19,173)	2,685,270
Total cost of capital assets	2,752,091	148,868	-	(19,173)	2,881,786
Less accumulated depreciation	(960,427)	(80,664)	-	16,403	(1,024,688)
Capital assets, net	<u>\$ 1,791,664</u>	<u>\$ 68,204</u>	<u>\$ -</u>	<u>\$ (2,770)</u>	<u>\$ 1,857,098</u>

Oklahoma State University

Notes to Financial Statements

June 30, 2020 and 2019

(In Thousands)

Note 7: Unearned Revenue

Unearned revenue consists of the following at June 30:

	2020	2019
Prepaid tuition and fees	\$ 12,709	\$ 11,753
Prepaid athletic ticket sales	4,558	7,368
Other auxiliary enterprises	8,328	2,734
Grants and contracts	14,210	13,629
	<u>\$ 39,805</u>	<u>\$ 35,484</u>

Note 8: Long-Term Liabilities

Long-term liability activity was as follows for the years ended June 30:

	Balance June 30, 2019	2020 Additions	2020 Reductions	Balance June 30, 2020	Amounts Due Within One Year
Bonds and Capital Lease Obligations					
Revenue bonds payable	\$ 475,030	\$ 271,755	\$ (243,115)	\$ 503,670	\$ 8,790
Revenue bonds premium payable	16,456	35,168	(4,159)	47,465	2,585
Capital lease obligations, including unexpended funds of \$58,105	394,835	-	(41,055)	353,780	15,989
Total bonds and capital leases	<u>886,321</u>	<u>306,923</u>	<u>(288,329)</u>	<u>904,915</u>	<u>27,364</u>
Other Liabilities					
Accrued compensated absences	32,887	11,903	(13,057)	31,733	13,057
Landfill closure and postclosure costs	2,937	-	-	2,937	-
Accounts payable for noncurrent assets	9,152	4,610	(9,152)	4,610	-
Federal loan program contribution payable	12,303	-	(2,199)	10,104	-
Pension liability	365,640	7,378	-	373,018	-
Other postemployment benefits	14,027	1,521	-	15,548	-
Asset retirement obligation	494	38	-	532	-
Student deposits	680	397	(375)	702	176
Unearned revenue	35,484	39,805	(35,484)	39,805	39,805
Accrued interest payable	7,546	5,409	(7,546)	5,409	-
Accrued workers' compensation claims	5,655	723	(1,630)	4,748	1,630
Total other liabilities	<u>486,805</u>	<u>71,784</u>	<u>(69,443)</u>	<u>489,146</u>	<u>54,668</u>
	<u>\$ 1,373,126</u>	<u>\$ 378,707</u>	<u>\$ (357,772)</u>	<u>\$ 1,394,061</u>	<u>\$ 82,032</u>

Oklahoma State University
Notes to Financial Statements
June 30, 2020 and 2019
(In Thousands)

	2019				
	Balance June 30, 2018	Additions	Reductions	Balance June 30, 2019	Amounts Due Within One Year
Bonds and Capital Lease Obligations					
Revenue bonds payable	\$ 412,845	\$ 75,545	\$ (13,360)	\$ 475,030	\$ 12,590
Revenue bonds premium payable	7,751	9,051	(346)	16,456	647
Capital lease obligations, including unexpended funds of \$33,713	466,886	12,866	(84,917)	394,835	17,991
Total bonds and capital leases	<u>887,482</u>	<u>97,462</u>	<u>(98,623)</u>	<u>886,321</u>	<u>31,228</u>
Other Liabilities					
Accrued compensated absences	29,751	16,972	(13,836)	32,887	13,836
Landfill closure and postclosure costs	2,937	-	-	2,937	-
Accounts payable for noncurrent assets	11,638	9,152	(11,638)	9,152	-
Federal loan program contribution payable	17,486	-	(5,183)	12,303	-
Pension liability	380,149	-	(14,509)	365,640	-
Other postemployment benefits	7,230	6,797	-	14,027	-
Asset retirement obligation	-	494	-	494	-
Student deposits	422	375	(117)	680	170
Unearned revenue	35,842	35,484	(35,842)	35,484	35,337
Accrued interest payable	6,887	7,546	(6,887)	7,546	-
Accrued workers' compensation claims	5,155	2,957	(2,457)	5,655	2,457
Total other liabilities	<u>497,497</u>	<u>79,777</u>	<u>(90,469)</u>	<u>486,805</u>	<u>51,800</u>
	<u>\$ 1,384,979</u>	<u>\$ 177,239</u>	<u>\$ (189,092)</u>	<u>\$ 1,373,126</u>	<u>\$ 83,028</u>

Additional information regarding revenue bonds payable is included at *Note 9*. Additional information regarding capital lease obligations is included at *Note 10*.

Landfill Closure and Postclosure Costs: State laws and regulations require the University to place a final cover on its landfill site and to perform certain maintenance and monitoring functions, including evaluation of well water samples, at the site after closure. The landfill, containing radioactive and chemical waste, is no longer being used, but the University has not placed a final cover on it. Estimated closure and postclosure costs as of June 30, 2020 and 2019, are \$2,937. Actual cost may differ due to inflation, changes in technology, or changes in regulations.

Oklahoma State University
Notes to Financial Statements
June 30, 2020 and 2019
(In Thousands)

Note 9: Revenue Bonds

Revenue bonds payable consisted of the following at June 30:

	2020	2019
4.25% - 4.875% Student Union System Revenue Bonds of 2002 and 2004 issued in the original amount of \$4,135 and mature in varying annual amounts to July 1, 2023	\$ 675	\$ 825
4.05% - 4.75% Oklahoma State University - Okmulgee Student Fee Revenue Bonds, Series 2004, issued in the original amount of \$3,000 and mature in varying annual amounts to September 1, 2024	985	1,160
3.0% - 5.0% General Revenue Bonds, Series 2009A, issued in the original amount of \$61,745 and partially refunded in June 2017, the remainder matured July 2019	-	965
3.0% - 4.917% General Revenue Bonds, Series 2010A, issued in the original amount of \$39,120 and mature in varying annual amounts to August 1, 2039 (Refunded in May 2020)	-	32,220
3.25% - 5.01% General Revenue Bonds, Federally Taxable Series 2010B, issued in the original amount of \$13,265 and mature in varying annual amounts to August 1, 2023	4,435	5,415
2.5% - 5.0% General Revenue Bonds, Series 2010C, issued in the original amount of \$145,320 and mature in varying annual amounts to August 1, 2039 (Refunded in May 2020)	-	119,150
2.0% - 2.75% General Revenue Refunding Bonds, Series 2013A, issued in the original amount of \$17,785 and mature in varying annual amounts to July 1, 2032	12,410	13,230
2.0% - 4.5% General Revenue Refunding Bonds, Series 2013B, issued in the original amount of \$19,365 and mature in varying annual amounts to August 1, 2033 (Refunded in May 2020)	-	12,680
Total forward	18,505	185,645

Oklahoma State University

Notes to Financial Statements

June 30, 2020 and 2019

(In Thousands)

	2020	2019
Total forward	\$ 18,505	\$ 185,645
4.0% - 5.0% General Revenue Bonds, Series 2013C, issued in the original amount of \$80,230 and mature in varying annual amounts to August 1, 2043 (Refunded in May 2020)	-	73,840
1.15% - 4.076% General Revenue Bonds, Federally Taxable Series 2016A, issued in the original amount of \$60,300 and mature in varying annual amounts to August 1, 2045	56,170	57,565
3.00% - 5.00% General Revenue Refunding Bonds, Series 2017A, issued in the original amount of \$52,850 and mature in varying annual amounts to July 1, 2039	52,850	52,850
3.00% - 4.00% General Revenue Bonds, Series 2018A, issued in the original amount of \$16,065 and mature in varying annual amounts to August 1, 2047	15,270	15,580
2.15% - 4.35% General Revenue Bonds Federally Taxable, Series 2018B, issued in the original amount of \$14,610 and mature in varying annual amounts to August 1, 2047	13,575	14,005
3.00% - 5.00% General Revenue and Refunding Bonds, Series 2019A, issued in the original amount of \$62,990 and mature in varying annual amounts to August 1, 2048	62,990	62,990
2.55% - 4.13% General Revenue and Refunding Bonds, Federally Taxable Series 2019B, issued in the original amount of \$12,555 and mature in varying annual amounts to August 1, 2048	12,555	12,555
4.00% - 5.00% General Revenue Refunding Bonds, Series 2020A, issued in the original amount of \$118,520 and mature in varying annual amounts to September 1, 2036	118,520	-
3.00% - 5.00% General Revenue Bonds, Series 2020B issued in the original amount of \$26,490 and mature in varying annual amounts to September 1, 2050	26,490	-
1.89% - 3.81% General Revenue Refunding Bonds, Federally Taxable Series 2020C, issued in the original amount of \$126,745 and mature in varying annual amounts to September 1, 2050	126,745	-
Total revenue bonds	<u>\$ 503,670</u>	<u>\$ 475,030</u>

Oklahoma State University

Notes to Financial Statements

June 30, 2020 and 2019

(In Thousands)

Principal and interest on these revenue bonds are collateralized by a pledge of revenues produced by the facilities constructed with the bond proceeds, student activity fees and facility fees, and/or a pledge of certain contributions made for the benefit of the University. In the case of the General Revenue Bonds, the principal and interest is secured by a pledge of the general revenues of the financing system created in fiscal year 2009. General revenues consist of all lawfully available funds excluding: (i) revenues appropriated by the Oklahoma Legislature from tax receipts; (ii) funds whose purpose has been restricted by the donors or grantors thereof to a purpose inconsistent with the payment of obligations; and (iii) funds pledged pursuant to separate bond resolutions to revenue bond issues issued and outstanding prior to the creation of the financing system. The financing system is currently comprised of the Oklahoma State University-Stillwater and Oklahoma State University-Tulsa campuses. Certain of these bonds payable are callable at the option of the Board of Regents. The General Revenue Bonds have varying maturity dates as noted, with the last payment date in September 2050.

The University is required to maintain certain renewal and replacement and debt service reserves aggregating \$292 in 2020 and 2019. The University's reserve balances exceeded these amounts at June 30, 2020 and 2019.

The University has secured insurance contracts with insurance companies to cover the reserve requirements in the debt agreements of the Oklahoma State University – Okmulgee Student Fee Revenue Bonds, Series 2004. There is no reserve requirement for the General Revenue Bond issues.

The General Revenue and Refunding Bonds, Series 2019A in the par amount of \$62,990, and the General Revenue and Refunding Bonds, Series 2019B in the par amount of \$12,555 closed on May 9, 2019. Gross bond proceeds, including discount and premium, totaled \$71,890 and \$12,525, respectively. These bond issues resulted in a premium of \$9,051 which is being amortized over the life of the bonds. A portion of the Series 2019 bond proceeds were used to advance refund Oklahoma Development Finance Authority leases. The University's advance refunding resulted in a net present value savings of \$10,367 and a cash flow savings of \$13,760.

The General Revenue and Refunding Bonds, Series 2020A in the par amount of \$118,520, the General Revenue Bonds, Series 2020B in the par amount of \$26,490, and the General Revenue and Refunding Bonds, Federally Taxable Series 2020C in the par amount of \$126,745 closed on May 13, 2020. Gross bond proceeds, including discount and premium, totaled \$149,836, \$30,045, and \$126,486, respectively. These bond issues resulted in a premium of \$35,168 which is being amortized over the life of the bonds.

Oklahoma State University

Notes to Financial Statements

June 30, 2020 and 2019

(In Thousands)

Proceeds from Series 2020A were used for the current refunding of General Revenue Bonds Series 2010A and 2010C. A portion of the Series 2020C bond proceeds were used for the advance refunding of General Revenue Bonds 2013C and for the current refunding of Oklahoma Development Finance Authority leases. The University's refunding resulted in a net present value saving of \$36,974 and a cash flow savings of \$29,423. The advance refunding resulted in a difference between the reacquisition price and the net carrying amount of the old debt of \$15,105. This difference, reported in the accompanying financial statements as a deferred outflow of resources, is being charged to interest expense starting in fiscal year 2021 using the straight-line method, which is not materially different than the effective-interest method.

Maturity Information

The scheduled maturities of the revenue bonds are as follows at June 30, 2020:

Year Ending June 30	Principal	Interest	Total Payment
2021	\$ 8,790	\$ 17,672	\$ 26,462
2022	9,545	19,548	29,093
2023	17,960	19,113	37,073
2024	21,490	18,551	40,041
2025	21,950	17,876	39,826
2026 - 2030	115,015	74,582	189,597
2031 - 2035	118,045	47,810	165,855
2036 - 2040	121,165	25,129	146,294
2041 - 2045	47,700	8,701	56,401
2046 - 2050	20,445	1,598	22,043
2051 - 2055	1,565	24	1,589
	<u>\$ 503,670</u>	<u>\$ 250,604</u>	<u>\$ 754,274</u>

Oklahoma State University

Notes to Financial Statements

June 30, 2020 and 2019

(In Thousands)

Note 10: Lease Obligations

Equipment Leases

The University has acquired certain equipment under various lease-purchase contracts and other capital lease agreements. The cost of University assets held under capital leases totaled \$1,592 and \$1,592 as of June 30, 2020 and 2019, respectively. Accumulated amortization of leased equipment totaled \$796 and \$699 at June 30, 2020 and 2019, respectively.

Oklahoma Capital Improvement Authority Leases

The Oklahoma Capital Improvement Authority (OCIA) is authorized to issue bonds, notes, or other obligations to finance construction of buildings or other facilities for the State of Oklahoma, its departments and agencies. OCIA may also issue refunding bonds to refinance its existing obligations. The OCIA issues bonds and the State Regents for Higher Education allocate amounts to the University, who then enters into lease agreements with OCIA for projects being funded. The lease agreements provide for the University to make specified monthly payments, however during the years ended June 30, 2020 and 2019, OCIA made lease principal and interest payments totaling \$2,695 and \$4,726, respectively, on behalf of the University. These on-behalf payments have been recorded as restricted state appropriations, shown as on-behalf payments for OCIA capital leases, in the University's statements of revenues, expenses, and changes in net position. The leases range from 5 - 25 years and secure the OCIA bond debt and any future debt that might be issued to refund earlier bond issues. There were no undrawn allotments as of June 30, 2020 and 2019.

As OCIA restructures the bond obligations, the leases are also restructured which can result in a gain or loss on restructuring, which is recorded as deferred inflows of resources or deferred outflows of resources and amortized over the shorter of the remaining life of the old lease or the life of the new lease. As of June 30, 2020 and 2019, \$4,137 and \$4,456, respectively, were included in deferred inflows of resources. The balance outstanding for these leases, including premiums, was \$59,094 and \$59,182 as of June 30, 2020 and 2019, respectively.

Oklahoma State University

Notes to Financial Statements

June 30, 2020 and 2019

(In Thousands)

Oklahoma Development Finance Authority Master Lease Program

Master Lease payable consisted of the following at June 30:

	2020	2019
0.75% - 4.25% ODFA Oklahoma State System of Higher Education Master Lease Revenue Bonds, Series 2010A, allocated to the University in the original amount of \$10,099 and mature in varying annual amounts to May 15, 2030 (Refunded in May 2020)	\$ -	\$ 6,370
0.45% - 5.00% ODFA Oklahoma State System of Higher Education Master Lease Revenue Bonds, Series 2011C, allocated to the University in the original amount of \$11,651 and mature in varying annual amounts to May 15, 2031	1,136	8,118
2.00% - 4.375% ODFA Oklahoma State System of Higher Education Master Lease Revenue Bonds, Series 2013A, allocated to the University in the original amount of \$7,510 and mature in varying annual amounts to May 15, 2033	5,521	5,851
0.66% - 2.75% ODFA Oklahoma State System of Higher Education Master Lease Revenue Bonds, Series 2014D, allocated to the University in the original amount of \$2,730 and mature in varying annual amounts to November 15, 2021	579	980
1.05% - 2.85% ODFA Oklahoma State System of Higher Education Master Lease Revenue Bonds, Series 2016B, allocated to the University in the original amount of \$6,208 and mature in varying annual amounts to May 15, 2026	3,829	4,428
2.00% - 2.75% ODFA Oklahoma State System of Higher Education Master Lease Revenue Bonds, Series 2017A, allocated to the University in the original amount of \$2,150 and mature in varying annual amounts to November 15, 2026	1,475	1,687
Total forward	12,540	27,434

Oklahoma State University

Notes to Financial Statements

June 30, 2020 and 2019

(In Thousands)

	<u>2020</u>	<u>2019</u>
Total forward	\$ 12,540	\$ 27,434
1.50% - 4.00% ODFA Oklahoma State System of Higher Education Master Lease Revenue Bonds, Series 2017B, allocated to the University in the original amount of \$925 and mature in varying annual amounts to November 15, 2031	748	803
2.00% - 4.00% ODFA Oklahoma State System of Higher Education Master Lease Revenue Bonds, Series 2017C, allocated to the University in the original amount of \$933 and mature in varying annual amounts to May 15, 2027	685	769
4.00% ODFA Oklahoma State System of Higher Education Master Lease Revenue Bonds, Series 2018A, allocated to the University in the original amount of \$1,604 and mature in varying annual amounts to December 1, 2028	1,311	1,499
0.45% - 3.00% ODFA Oklahoma State System of Higher Education Master Real Property Lease Revenue Bonds, Series 2010A, allocated to the University in the original amount of \$3,194 and matured on May 15, 2020	-	334
0.74% - 6.05% ODFA Oklahoma State System of Higher Education Master Real Property Lease Revenue Bonds, Series 2010B, allocated to the University in the original amount of \$9,150 and mature in varying annual amounts to May 15, 2030 (Refunded in May 2020)	-	5,087
0.45% - 5.00% ODFA Oklahoma State System of Higher Education Master Real Property Lease Revenue Bonds, Series 2011A, allocated to the University in the original amount of \$9,966 and mature in varying annual amounts to May 15, 2031 (Refunded in May 2020)	-	6,978
Total forward	15,284	42,904

Oklahoma State University

Notes to Financial Statements

June 30, 2020 and 2019

(In Thousands)

	<u>2020</u>	<u>2019</u>
Total forward	\$ 15,284	\$ 42,904
0.79% - 5.57% ODFA Oklahoma State System of Higher Education Master Real Property Lease Revenue Bonds, Series 2011C, allocated to the University in the original amount of \$2,023 and mature in varying annual amounts to May 15, 2031 (Refunded in May 2020)	-	1,390
0.40% - 3.85% ODFA Oklahoma State System of Higher Education Master Real Property Lease Revenue Bonds, Series 2011D, allocated to the University in the original amount of \$11,090 and mature in varying annual amounts to May 15, 2026	5,149	5,925
2.00% - 4.375% ODFA Oklahoma State System of Higher Education Master Real Property Lease Revenue Bonds, Series 2013A, allocated to the University in the original amount of \$5,055 and mature in varying annual amounts to May 15, 2033	3,687	3,912
2.00% - 5.00% ODFA Oklahoma State System of Higher Education Master Real Property Lease Revenue Bonds, Series 2014A, allocated to the University in the original amount of \$1,880 and mature in varying annual amounts to May 15, 2028	1,172	1,296
2.00% - 5.00% ODFA Oklahoma State System of Higher Education Master Real Property Lease Revenue Bonds, Series 2014E, allocated to the University in the original amount of \$45,882 and mature in varying annual amounts to May 15, 2044	<u>40,594</u>	<u>41,582</u>
Total forward	65,886	97,009

Oklahoma State University
Notes to Financial Statements
June 30, 2020 and 2019
(In Thousands)

	2020	2019
Total forward	\$ 65,886	\$ 97,009
2.00% - 5.00% ODFA Oklahoma State System of Higher Education Master Real Property Lease Revenue Bonds, Series 2014F, allocated to the University in the original amount of \$8,680 and mature in varying annual amounts to May 15, 2044	7,704	7,890
0.80% - 4.50% ODFA Oklahoma State System of Higher Education Master Real Property Lease Revenue Bonds, Series 2014G, allocated to the University in the original amount of \$3,205 and mature in varying annual amounts to May 15, 2044	2,824	2,894
2.00% - 5.00% ODFA Oklahoma State System of Higher Education Master Real Property Lease Revenue Bonds, Series 2015A, allocated to the University in the original amount of \$20,749 and mature in varying annual amounts to May 15, 2034	16,616	17,500
2.00% - 5.00% ODFA Oklahoma State System of Higher Education Master Real Property Lease Revenue Bonds, Series 2015B, allocated to the University in the original amount of \$42,145 and mature in varying annual amounts to May 15, 2045	36,842	37,990
0.54% - 4.87% ODFA Oklahoma State System of Higher Education Master Real Property Lease Revenue Bonds, Series 2015C, allocated to the University in the original amount of \$75,315 and mature in varying annual amounts to June 1, 2045	67,784	69,378
0.39% - 4.92% ODFA Oklahoma State System of Higher Education Master Real Property Lease Revenue Bonds, Series 2015E, allocated to the University in the original amount of \$7,870 and mature in varying annual amounts to May 15, 2045	7,165	7,340
0.50% - 4.00% ODFA Oklahoma State System of Higher Education Master Real Property Lease Revenue Bonds, Series 2016D, allocated to the University in the original amount of \$30,089 and mature in varying annual amounts to May 15, 2031	25,721	26,880
Total forward	230,542	266,881

Oklahoma State University

Notes to Financial Statements

June 30, 2020 and 2019

(In Thousands)

	<u>2020</u>	<u>2019</u>
Total forward	\$ 230,542	\$ 266,881
0.07% - 3.875% ODFA Oklahoma State System of Higher Education Master Real Property Lease Revenue Bonds, Series 2016E, allocated to the University in the original amount of \$11,245 and mature in varying annual amounts to May 15, 2046	10,250	10,514
2.00% - 4.00% ODFA Oklahoma State System of Higher Education Master Real Property Lease Revenue Bonds, Series 2016G, allocated to the University in the original amount of \$2,684 and mature in varying annual amounts to November 15, 2021	793	1,335
1.00% - 4.00% ODFA Oklahoma State System of Higher Education Master Real Property Lease Revenue Bonds, Series 2017A, allocated to the University in the original amount of \$17,933 and mature in varying annual amounts to May 15, 2047	15,094	16,049
1.00% - 4.00% ODFA Oklahoma State System of Higher Education Master Real Property Lease Revenue Bonds, Series 2017B, allocated to the University in the original amount of \$13,075 and mature in varying annual amounts to May 15, 2047	11,495	12,026
2.00% - 4.00% ODFA Oklahoma State System of Higher Education Master Real Property Lease Revenue Bonds, Series 2017C, allocated to the University in the original amount of \$10,125 and mature in varying annual amounts to December 1, 2027	6,828	8,142
3.60% - 4.75% ODFA Oklahoma State System of Higher Education Master Real Property Lease Revenue Bonds, Series 2019A, allocated to the University in the original amount of \$8,738 and mature in varying annual amounts to June 1, 2039	<u>8,448</u>	<u>8,716</u>
	283,450	323,663
Premiums	<u>10,057</u>	<u>10,755</u>
Total	<u><u>\$ 293,507</u></u>	<u><u>\$ 334,418</u></u>

Oklahoma State University

Notes to Financial Statements

June 30, 2020 and 2019

(In Thousands)

In connection with the ODFA Master Lease Program, the University has recorded a receivable from ODFA, totaling \$0 and \$5,861 for the allotments not drawn down as of June 30, 2020 and 2019, respectively. A corresponding lease obligations payable to ODFA for the total amounts of the undrawn allotments has also been recorded in unexpended plant funds. All bond issuance costs were expensed.

Future minimum lease payments for all capital lease obligations as of June 30, 2020, are as follows:

Year Ending June 30	Equipment Leases	ODFA Leases	OCIA Leases	Interest	Total
2021	\$ 60	\$ 14,227	\$ 1,702	\$ 14,052	\$ 30,041
2022	68	14,034	1,783	13,564	29,449
2023	73	13,513	4,155	13,041	30,782
2024	79	13,549	4,344	12,400	30,372
2025	86	14,009	4,473	11,708	30,276
2026 - 2030	538	60,964	25,614	47,978	135,094
2031 - 2035	275	55,290	17,023	31,048	103,636
2036 - 2040	-	50,420	-	18,724	69,144
2041 - 2045	-	54,171	-	7,497	61,668
2046 - 2050	-	3,330	-	160	3,490
Totals	<u>\$ 1,179</u>	<u>\$ 293,507</u>	<u>\$ 59,094</u>	<u>\$ 170,172</u>	<u>\$ 523,952</u>

Note 11: Funds Held In Trust By Others

Beneficial Interest in State School Land Funds

The University has a beneficial interest in the "Section Thirteen Fund State Educational Institutions" and the "New College Fund" held in the care of the Commissioners of the Land Office as Trustees. The University has the right to receive annually 30 percent of the distributions of income produced by "Section Thirteen Fund State Educational Institutions" assets and 100 percent of the distribution of income produced by the University's "New College Fund." The University received \$7,786 and \$7,913 during the years ended June 30, 2020 and 2019, respectively, which is restricted to the acquisition of buildings, equipment, or other capital items. Present state law prohibits the distribution of any corpus of these funds to the beneficiaries. The total trust fund for the University, held in trust by the Commissioners of the Land Office, is approximately \$141,185 and \$153,719 as of June 30, 2020 and 2019, respectively.

Oklahoma State University

Notes to Financial Statements

June 30, 2020 and 2019

(In Thousands)

Oklahoma State Regents Endowment Trust Fund

The State has matched contributions received under the Endowed Chair Program. The State match amount, plus retained accumulated earnings, totaled approximately \$192,457 and \$206,725 at June 30, 2020 and 2019, respectively, and is invested by the Oklahoma State Regents on behalf of the University. The University is entitled to receive an annual distribution on these funds; however, since legal title of the State match amount is retained by the Oklahoma State Regents, such funds have not been reflected in the accompanying financial statements. With regard to private matching funds, approximately \$2,641 and \$2,789 from donor matching funds and \$410 and \$433 in institutional matching funds as of June 30, 2020 and 2019, respectively, are on deposit with the Oklahoma State Regents for Higher Education, with the remaining matching funds of approximately \$247,707 and \$243,422 as of June 30, 2020 and 2019, respectively, held by the Oklahoma State University Foundation.

Note 12: Retirement Plans

Beginning in 1935, eligible employees were guaranteed a 50 percent income replacement upon retirement at age 65 or 25 years of service. Upon retirement, an eligible retiree could receive supplemental lifetime income via the OSU Supplement Plan. However, with the establishment of the Teacher's Retirement System of Oklahoma (OTRS) in 1943 and establishment of OSU's Defined Contribution Plan in 1971, with TIAA-CREF as the provider, it was determined that no employees would become eligible for supplemental income after June 30, 1996. However, OSU does continue to have a limited number of retirees (or surviving spouses) receiving monthly income from this Plan.

The University has provided eligible employees the opportunity to participate in a defined contribution plan, the TIAA plan (formerly TIAA-CREF), and two defined benefit plans, the Teachers' Retirement System of Oklahoma (OTRS) and the Supplemental Retirement Plan. Effective June 30, 1996, the University terminated the Supplemental Retirement Plan such that no future retirees will be eligible to receive benefits under the plan.

The TIAA and the OTRS plans are integrated with the University's ongoing retirement program. Effective July 1, 1993, these eligibility requirements were modified; however, any employee eligible under the previous requirements was included in the modified plan pursuant to a grandfather provision. Eligible employees include all faculty, exempt and nonexempt continuous regular staff who are scheduled to work at least 1,560 hours annually. Employees hired after June 30, 2004, are not eligible for the integrated plan. The University's retirement program requires the University to contribute 11.5 percent of salary for employees hired on or after July 1, 1993, and for employees hired before July 1, 1993, the University pays the first \$1.5 of the OTRS cost in the fiscal year plus 10 percent of salary over \$7.8 up to \$48 and 11.5 percent on salary over \$48. These retirement contributions are first distributed to the OTRS on mandatory members and optional members who were grandfathered July 1, 1993, as determined by the calculation of OTRS contributions as defined below (see Contributions). Any remaining retirement contributions are distributed to the TIAA plan.

Oklahoma State University

Notes to Financial Statements

June 30, 2020 and 2019

(In Thousands)

Effective July 1, 2004, eligible new hires must make a one-time irrevocable election. Eligible employees must choose either the Alternate Retirement Plan (ARP) or OTRS. For those electing OTRS, the University will contribute the required member and employer contributions. For those electing the ARP, the University contributes 11.5 percent of salary. All ARP contributions are forwarded to TIAA. Should the eligible new hire not make an election within 30 days of hire, he/she will be default enrolled in OTRS. Regardless of the election of the new hire, the University makes contributions retroactive to the date of hire. The ARP does have a 100 percent cliff vesting provision of two years. Effective July 1, 2018, eligible new hires who choose OTRS must make the required member contribution.

Teachers' Retirement System of Oklahoma (OTRS)

Plan Description

The University contributes to the OTRS, a cost-sharing multiple-employer defined benefit pension plan sponsored by the State of Oklahoma. The OTRS provides retirement, disability, and death benefits to plan members and beneficiaries. The benefit provisions are established and may be amended by the legislature of the State. Title 70 of the Oklahoma Statutes, Sections 17-101 through 17-116.9, as amended, assigns the authority for management and operation of the OTRS to the Board of Trustees of the OTRS. The OTRS issues a publicly available financial report that includes financial statements and supplementary information for the OTRS. That report may be obtained by writing to Oklahoma Teachers Retirement System, P.O. Box 53524, Oklahoma City, Oklahoma, 73152-3524 or by calling (877) 738-6365 (toll free).

Benefits Provided

OTRS provides defined retirement benefits based on members' final compensation, age, and term of service. In addition, the retirement program provides for benefits upon disability and to survivors upon the death of eligible members. Title 70 O.S. Sec. 17-105 defines all retirement benefits. The authority to establish and amend benefit provisions rests with the State Legislature.

Benefit provisions include:

- Members that joined OTRS prior to November 1, 2017, become 100 percent vested in retirement benefits earned to date after five years of credited Oklahoma service. Members who joined OTRS after October 31, 2017, become 100 percent vested in retirement benefits earned to date after seven years of credited Oklahoma service. Members who joined OTRS on June 30, 1992, or prior are eligible to retire at maximum benefits when age and years of creditable service total 80. Members joining OTRS after June 30, 1992, are eligible for maximum benefits when their age and years of creditable service total 90. Members whose age and service do not equal the eligible limit may receive reduced benefits as early as age 55, and at age 62 receive unreduced benefits based on their years of service. For those joining OTRS after October 31, 2011, the reduced benefit provision applies as early as age 60 and at 65 receive unreduced benefits based on years of service. The maximum retirement benefit is equal to 2 percent of final compensation for each year of credited service.

Oklahoma State University

Notes to Financial Statements

June 30, 2020 and 2019

(In Thousands)

- Final compensation for members who joined OTRS prior to July 1, 1992, is defined as the average salary for the three highest years of compensation. Final compensation for members joining OTRS after June 30, 1992, is defined as the average of the highest five consecutive years of annual compensation in which contributions have been made. The final average compensation is limited for service credit accumulated prior to July 1, 1995, to \$40 or \$25, depending on the member's election. Monthly benefits are 1/12 of this amount. Service credits accumulated after June 30, 1995, are calculated based on each member's final average compensation, except for certain employees of the state's two comprehensive universities: University of Oklahoma and Oklahoma State University.
- Upon the death of a member who has not yet retired, the designated beneficiary shall receive the member's total contributions plus 100 percent of interest earned through the end of the fiscal year, with interest rates varying based on time of service. A surviving spouse of a qualified member may elect to receive, in lieu of the aforementioned benefits, the retirement benefit the member was entitled to at the time of death as provided under the Joint Survivor Benefit Option.
- Upon the death of a retired member, OTRS will pay \$5 to the designated beneficiary, in addition to the benefits provided for the retirement option selected by the member.
- A member is eligible for disability benefits after ten years of credited Oklahoma service. The disability benefit is equal to 2 percent of final average compensation for the applicable years of credited service.
- Upon separation from OTRS, members' contributions are refundable with interest based on certain restrictions in the plan, or by the IRC.
- Members may elect to make additional contributions to a tax-sheltered annuity program up to the exclusion allowance provided under the IRC under Code Section 403(b).

Contributions

Employees of the University, as OTRS members, are required to contribute to the plan at a rate established by the legislature of the State. For the years ended June 30, 2020 and 2019, the contribution rate for the system members of 7 percent is applied to their total compensation. The University made the majority of the system member's required contributions on behalf of its employees in 2020, 2019, and 2018.

For the years ended June 30, 2020, 2019, and 2018, the local employer contribution rate due from the University was 8.55 percent.

Oklahoma State University

Notes to Financial Statements

June 30, 2020 and 2019

(In Thousands)

In addition, the University is required to contribute 2.5 percent for some employees who elect not to participate in OTRS due to the one-time irrevocable election provision which became effective July 1, 2004. The University's total contributions for employer contributions and fees for the years ended June 30, 2020, 2019, and 2018, were \$19,906, \$23,287, and \$24,581, respectively.

The University's contributions for OTRS members for the years ended June 30, 2020, 2019, and 2018, were \$17,045, \$18,397, and \$18,699, respectively, these amounts being the majority of the required contributions for OTRS members for each year.

In addition for the years ended June 30, 2020 and 2019, the State of Oklahoma contributed on-behalf of the University \$17,530 and \$21,698, respectively. The University recognized these contributions in the University's Statement of Revenues, Expenses, and Changes in Net Position as both revenues and compensation and employee benefit expense. These on-behalf payments do not meet the definition of a special funding situation.

Pension Liabilities, Pension Expense, and Deferred Outflows of Resources and Deferred Inflows of Resources Related to OTRS

At June 30, 2020 and 2019, the University reported a liability of \$366,900 and \$360,499, respectively, for its proportionate share of the OTRS's net pension liability. The net pension liability was measured as of June 30, 2019 and 2018, respectively, and the total pension liability used to calculate the net pension liability was determined by an actuarial valuation as of those dates.

The University's proportion of the net pension liability was based on its proportionate share based on the University's actual contributions to the plan relative to the actual contributions of the plan from all participating employers. An additional adjustment is made to this allocation based on three entity's, short-term obligation to pay a 2.5 percent funding surcharge associated with the Alternate Retirement Plan. Based upon this information, the University's proportion was 5.54 percent, 5.92 percent, and 5.58 percent for the years ended June 30, 2020, 2019, and 2018, respectively.

There were no changes of benefit terms that affected measurement of the total pension liability during the measurement period.

Oklahoma State University

Notes to Financial Statements

June 30, 2020 and 2019

(In Thousands)

For the years ended June 30, 2020 and 2019, the University recognized pension expense in accordance with GASB Statement No. 68, *Accounting and Reporting for Pensions – an amendment of GASB Statement No. 27* of \$50,828 and \$40,846, respectively, for the employer share of the pension liability. This expense also includes the \$17,530 and \$21,698, for 2020 and 2019, respectively, on behalf of payments by the State of Oklahoma. At June 30, 2020 and 2019, the University reported deferred outflows of resources and deferred inflows of resources related to pensions from the following sources:

	2020	
	Deferred Outflows of Resources	Deferred Inflows of Resources
Differences between expected and actual experience	\$ 18,835	\$ 15,723
Changes of assumptions	19,263	12,382
Net difference between projected and actual earning on pension plan investments	2,488	-
Changes in proportion and differences between the University's contributions and the University proportionate share of contributions	27,256	19,384
University's contributions subsequent to the measurement date	18,807	-
Total	<u>\$ 86,649</u>	<u>\$ 47,489</u>
	2019	
	Deferred Outflows of Resources	Deferred Inflows of Resources
Differences between expected and actual experience	\$ -	\$ 24,743
Changes of assumptions	33,556	18,333
Net difference between projected and actual earning on pension plan investments	-	6,222
Changes in proportion and differences between the University's contributions and the University proportionate share of contributions	40,284	-
University's contributions subsequent to the measurement date	20,254	-
Total	<u>\$ 94,094</u>	<u>\$ 49,298</u>

Oklahoma State University

Notes to Financial Statements

June 30, 2020 and 2019

(In Thousands)

As of June 30, 2020 and 2019, the University reported \$18,807 and \$20,254, as deferred outflows of resources related to pensions resulting from University contributions subsequent to the measurement date, that will be recognized as a reduction of the net pension liability in the years ending June 30, 2020 and 2019, respectively. Other amounts reported as deferred outflows of resources and deferred inflows of resources at June 30, 2020, related to the OTRS pension plan will be recognized in pension expense as follows:

Year Ending June 30,	
2021	\$ 20,328
2022	(4,493)
2023	(1,100)
2024	5,660
2025	(42)
	<u>\$ 20,353</u>

Actuarial Assumptions

The total pension liability in the June 30, 2019 and 2018, actuarial valuations were determined using the following actuarial assumptions:

	2020	2019
Valuation date	June 30, 2019	June 30, 2018
Actuarial cost method	Entry age actuarial cost method	
Amortization method	Level percentage of payroll, open	
Remaining amortization period	5 years	
Asset valuation method	5 year market value	
Discount rate	7.50%	7.50%
Investment rate of return	7.50%	7.50%
Inflation rate	2.50%	2.50%
Salary increase rate	3.25%	3.25%
Payroll growth rate	2.75%	2.75%
Retirement age	Experience-based tables of rates based on age, service, and gender	
Mortality tables	Various based upon age and gender	

Oklahoma State University

Notes to Financial Statements

June 30, 2020 and 2019

(In Thousands)

The long-term expected rate of return on pension plan investments was determined using a building block method in which best estimate ranges of expected future real rates of return (expected returns, net of pension plan investment expense, and inflation) are developed for each major asset class. These ranges are combined to produce the long-term expected rate of return by weighting the expected future real rates of return by the target asset allocation percentage and by adding expected inflation.

The target asset allocation and best estimates of arithmetic expected real rates of return for each major asset class as of June 30, 2019 and 2018, are summarized in the following tables:

Asset Class	2019	
	Target Asset Allocation	Long-Term Expected Real Rate of Return
Domestic Equity	38.5%	7.5%
International Equity	19.0%	8.5%
Fixed Income	23.5%	2.5%
Real Estate**	9.0%	4.5%
Alternative Assets	10.0%	6.1%
	<u>100.0%</u>	

**The Real Estate total expected return is a combination of U.S. Direct Real Estate (unlevered) and U.S. Value added Real Estate (unlevered)

Oklahoma State University

Notes to Financial Statements

June 30, 2020 and 2019

(In Thousands)

Asset Class	2018	
	Target Asset Allocation	Long-Term Expected Real Rate of Return
Domestic Equity	38.5%	7.5%
International Equity	19.0%	8.5%
Fixed Income	23.5%	2.5%
Real Estate**	9.0%	4.5%
Alternative Assets	10.0%	6.1%
	<u>100.0%</u>	

**The Real Estate total expected return is a combination of U.S. Direct Real Estate (unlevered) and U.S. Value added Real Estate (unlevered)

Discount Rate

The discount rate used to measure the total pension liability was 7.5 percent for the years ended June 30, 2020 and 2019. The projection of cash flows used to determine the discount rate assumed that contributions from plan members will be made at the current contribution rate and that contributions from employers will be made at contractually required rates, determined by State statutes. Projected cash flows also assume the State of Oklahoma will continue contributing 5 percent of sales, use and individual income taxes, as established by statute. Based on these assumptions, OTRS' fiduciary net position was projected to be available to make all projected future benefit payments of current plan members. Therefore, the long-term expected rate of return on the pension plan investments was applied to all periods of projected benefit payments to determine the total pension liability.

Oklahoma State University

Notes to Financial Statements

June 30, 2020 and 2019

(In Thousands)

Sensitivity of the Net Pension Liability to Changes in the Discount Rate

The following tables present the net pension liability of the University, prior to the separate ARP allocation, calculated using the discount rate of 7.5 percent, as well as what the University's net pension liability would be if OTRS calculated the total pension liability using a discount rate that is 1 percentage point lower (6.5 percent) or 1 percentage point higher (8.5 percent) than the current rate:

	1% Decrease (6.50%)	2020 Current Discount Rate (7.50%)	1% Increase (8.50%)
University's proportionate share of the net pension liability	\$ 517,002	\$ 366,900	\$ 241,332

	1% Decrease (6.50%)	2019 Current Discount Rate (7.50%)	1% Increase (8.50%)
University's proportionate share of the net pension liability	\$ 509,581	\$ 360,499	\$ 231,781

Pension Plan Fiduciary Net Position

Detailed information about the pension plan's fiduciary net position is available in the separately issued OTRS' financial report.

Payable to the Pension Plan

The University reported a payable of \$1,809 and \$2,107 for the outstanding amount of contributions to the pension plan required for the years ended June 30, 2020 and 2019, respectively.

Defined Contribution Plan

On May 8, 1971, the University approved a contract providing for a funded plan for staff retirement, the TIAA plan. The TIAA plan, which is a defined contribution plan qualified under Internal Revenue Code Section 401(a), provides an annuity in the name of the employee based upon contributions made by the University. All contributions to the TIAA are fully vested immediately.

Oklahoma State University

Notes to Financial Statements

June 30, 2020 and 2019

(In Thousands)

The University's total payroll for the years ended June 30, 2020, 2019, and 2018, was approximately \$479,193, \$475,644, and \$458,549, respectively. The University's contributions to the TIAA were calculated using the base salary amount of approximately \$287,041, \$268,170, and \$258,023 in 2020, 2019, and 2018, respectively. The University funded participant ARP and integrated plan contributions to the TIAA of approximately \$24,638, \$22,161 and \$20,631 in 2020, 2019 and 2018, respectively, which represents approximately 7 percent of covered payroll in each period.

Employees may voluntarily contribute, on a pretax basis, to the 403(b) Supplemental Tax Deferred Annuity Program and/or the 457(b) Deferred Compensation Plan, but such contributions are not considered part of the University's retirement program.

As of June 30, 2020, 2019, and 2018, the TIAA held no related party investments of the University.

Oklahoma Law Enforcement Retirement System (OLERS)

Plan Description

The Oklahoma Law Enforcement Retirement System (OLERS) is administrator of the Oklahoma Law Enforcement Retirement Plan, a cost-sharing defined benefit pension plan established by Oklahoma statutes. OLERS is a component unit of the State of Oklahoma (the "State") and is part of the State's reporting entity. Currently, agencies and/or departments who are members of OLERS are the Oklahoma Highway Patrol and Capitol Patrol of the Department of Public Safety (DPS), the Oklahoma State Bureau of Investigation, the Oklahoma State Bureau of Narcotics and Dangerous Drugs Control, the Alcoholic Beverage Law Enforcement Commission, certain members of the DPS Communications Division, DPS Waterways Lake Patrol Division, park rangers, park managers, and park supervisors of the Oklahoma Tourism and Recreation Department, inspectors of the Oklahoma State Board of Pharmacy and Oklahoma University and Oklahoma State University campus police officers.

Pension Liabilities, Pension Expense, and Deferred Outflows of Resources and Deferred Inflows of Resources Related to OLERS

At June 30, 2020 and 2019, the University reported a liability of \$5,005 and \$3,753, respectively, for its proportionate share of the OLERS's net pension liability. The net pension liability was measured as of June 30, 2019 and 2018, respectively, and the total pension liability used to calculate the net pension liability which was determined by an actuarial valuation as of those dates.

The University's proportion of the net pension liability was based on its proportionate share based on the University's actual contributions to the plan relative to the actual contributions of the plan from all participating employers. Based upon this information, the University's proportion was 3.45 percent, 3.50 percent, and 2.95 percent for the years ended June 30, 2020, 2019, and 2018, respectively.

There were no changes of benefit terms that affected measurement of the total pension liability during the measurement period.

Oklahoma State University

Notes to Financial Statements

June 30, 2020 and 2019

(In Thousands)

For the years ended June 30, 2020 and 2019, the University recognized pension expense of \$1,887 and \$1,239, respectively. At June 30, 2020 and 2019, the University reported deferred outflows of resources and deferred inflows of resources related to pensions from the following sources:

	2020	
	Deferred Outflows of Resources	Deferred Inflows of Resources
Differences between expected and actual experience	\$ 651	\$ 169
Changes of assumptions	17	-
Net difference between projected and actual earning on pension plan investments	737	-
Changes in proportion and differences between the University's contributions and the University proportionate share of contributions	369	389
University's contributions subsequent to the measurement date	311	-
Total	<u>\$ 2,085</u>	<u>\$ 558</u>
	2019	
	Deferred Outflows of Resources	Deferred Inflows of Resources
Differences between expected and actual experience	\$ 620	\$ 267
Changes of assumptions	25	-
Net difference between projected and actual earning on pension plan investments	257	-
Changes in proportion and differences between the University's contributions and the University proportionate share of contributions	480	89
University's contributions subsequent to the measurement date	294	-
Total	<u>\$ 1,676</u>	<u>\$ 356</u>

Oklahoma State University

Notes to Financial Statements

June 30, 2020 and 2019

(In Thousands)

Supplemental Retirement Plan

Plan Description

The University sponsors the Supplemental Retirement Plan (the “Plan”), a single-employer public employee retirement system, which was approved in 1971 and terminated as of June 30, 1996. Individuals employed by the University on or after July 1, 1980, when the TIAA-CREF annuity contribution became fully funded, were ineligible for participation in the Plan. Benefits vested upon retirement. The Plan guaranteed eligible employees with 25 years of service, provided they continuously participated in TIAA/CREF and the OTRS, a level of annual retirement benefit if Social Security, the OTRS, and the TIAA-CREF, when applicable, do not equal one-half of the average of the highest three years’ earnings. Authority to establish and amend benefit provisions rests with the Board of Regents. The Plan does not issue a stand-alone financial report.

Funding Policy

Contribution requirements of the University are established and may be amended by the Board of Regents. All contributions are made by the University. Benefits are funded under a “pay as you go” funding method; however, expenses are recorded as benefits accumulate.

Other Postemployment Benefits

Life Insurance

Plan Description

The University pays life insurance premiums for individuals who meet the specified criteria to be considered a retiree as of the last day of continuous regular employment. Eligible retirees must (a) be at least 62 years of age and have at least 10 continuous regular years of service, (b) have worked for the University for at least 25 years in a continuous regular appointment, regardless of age, or (c) meet the OTRS guidelines. In addition, the individual must also have been enrolled in the University’s life insurance program prior to retirement. Each retiree is eligible to receive \$6 of life insurance coverage at an annual cost to the University of \$.00029 per \$1 of coverage. As of June 30, 2020 and 2019, there were approximately 5,900 active employees and 1,900 retirees. Authority to establish and amend benefit provisions rests with the Board of Regents.

Funding Policy

Contribution requirements of the University are established and may be amended by the Board of Regents. All contributions are made by the University. Benefits are funded under a “pay as you go” funding method and there are no plan assets; however, expenses are recorded as benefits accumulate.

Oklahoma State University

Notes to Financial Statements

June 30, 2020 and 2019

(In Thousands)

Health Care Implicit Rate Subsidy

Plan Description

The University allows retirees to remain in the University's health care plan, although the retiree is required to pay 100 percent of the premium. By allowing retirees to be included in the same pool as active employees, this gives retirees a benefit of a lower premium cost than if the retiree obtained health insurance on his or her own, which is referred to as the implicit rate subsidy. As of June 30, 2020, there were approximately 5,900 active employees and 200 retirees in the health care plan.

Liabilities, Expenses, and Deferred Outflows of Resources and Deferred Inflows of Resources Related to Other Postemployment Benefits

At June 30, 2020 and 2019, the University reported a combined liability of \$15,548 and \$14,027, respectively, for the life insurance and health care implicit rate subsidy. For the years ended June 30, 2020 and 2019, the University recognized OPEB expense of \$1,931 and \$1,406, respectively. The University reported deferred outflows of resources related to other postemployment benefits from the following sources for the years ended June 30, 2020 and 2019, as noted below.

	2020	2019
	Deferred	Deferred
	Outflows of	Outflows of
	Resources	Resources
Differences between expected and actual experience	\$ 3,292	\$ 3,751
Changes of assumptions	3,661	2,598
Total	<u>\$ 6,953</u>	<u>\$ 6,349</u>

The balance as of June 30, 2020, of the deferred outflows of resources will be recognized in the OPEB expense in the future fiscal years as noted below.

Years ending June 30:

2021	\$ 949
2022	949
2023	949
2024	949
2025	948
Thereafter	<u>2,209</u>
	<u>\$ 6,953</u>

Oklahoma State University

Notes to Financial Statements

June 30, 2020 and 2019

(In Thousands)

Actuarial Assumptions

The other postemployment liability in the June 30, 2020 and 2019, actuarial valuation was determined using the following actuarial assumptions:

	2020	2019
Valuation date	June 30, 2020	June 30, 2019
Actuarial cost method	Entry Age Normal	
Discount rate	2.66%	3.51%
Inflation rate	3.25%	3.25%
Salary increase rate	3.25%	3.25%
Retirement age	Experience-based tables of rates based on age, service, and gender	
Mortality tables	RPH-2018 Total Dataset Mortality Table fully generational using Scale MP-2018	

Changes in the Other Postemployment Liability

	2020	2019
Total OPEB liability, beginning of year	\$ 14,027	\$ 7,230
Changes for the year		
Service cost	490	337
Interest	492	275
Changes in assumptions	1,541	2,923
Differences between expected and actual experience	11	4,220
Benefits payments	(1,013)	(958)
Net change in total OPEB liability	1,521	6,797
Total OPEB liability, end of year	\$ 15,548	\$ 14,027

Oklahoma State University

Notes to Financial Statements

June 30, 2020 and 2019

(In Thousands)

Sensitivity of the Other Postemployment Liability to Changes in the Discount Rate

The following table presents the net other postemployment liability as of June 30, 2020 and 2019, calculated using a discount rate of 2.66 percent and 3.51 percent, respectively, and what it would be using a 1 percent higher and 1 percent lower discount rate.

	2020		
	1% Decrease (1.66%)	Current Discount Rate (2.66%)	1% Increase (3.66%)
University's net other postemployment liability	\$ 17,746	\$ 15,548	\$ 13,761

	2019		
	1% Decrease (2.51%)	Current Discount Rate (3.51%)	1% Increase (4.51%)
University's net other postemployment liability	\$ 15,819	\$ 14,027	\$ 12,554

Sensitivity of the Other Postemployment Liability to Changes in the Health Care Trend Rates

The following table presents the net other postemployment liability as of June 30, 2020 and 2019, calculated using a health care trend rate starting at a rate 1 percent higher and lower than the initial rate of 7.50 percent and 8.00 percent as of June 30, 2020 and 2019, respectively.

	2020		
	1% Decrease (6.50%)	Current Discount Rate (7.50%)	1% Increase (8.50%)
University's net other postemployment benefit	\$ 14,944	\$ 15,548	\$ 16,273

	2019		
	1% Decrease (7.00%)	Current Discount Rate (8.00%)	1% Increase (9.00%)
University's net other postemployment benefit	\$ 13,537	\$ 14,027	\$ 14,609

Oklahoma State University

Notes to Financial Statements

June 30, 2020 and 2019

(In Thousands)

OTRS/Health Care Plan

Plan Description

At retirement, if an employee is enrolled in the OTRS plan and is participating in the University's health care plan, the retiree may elect to continue health insurance coverage in the University's health care plan. OTRS will pay the first one hundred dollars to one hundred and five dollars of monthly premiums for each participating retiree (not dependents). The actual amount paid by OTRS is determined by total service and average salary at retirement.

As of June 30, 2020 and 2019, the University recorded an asset for other postemployment benefits of \$3,428 and \$3,827 for its proportionate share of the OTRS's OPEB, deferred outflows of \$112 and \$172 and deferred inflows of \$1,764 and \$2,675, respectively. These balances were measured as of June 30, 2019 and 2018, and were determined by an actuarial valuation.

Actuarial Assumptions

The other postemployment benefit at June 30, 2020 and 2019, was determined using the following actuarial assumptions:

	<u>June 30, 2020</u>	<u>June 30, 2019</u>
Actuarial cost method	Entry Age Normal	
Discount rate	7.50%	
Inflation rate	2.50%	
Salary increase rate	3.25%	
Investment rate of return	7.50%	
Retirement age	Experience-based tables of rates based on age, service, and gender	
Mortality tables	Various based upon age and gender	

Oklahoma State University

Notes to Financial Statements

June 30, 2020 and 2019

(In Thousands)

Sensitivity of the Other Postemployment Benefit to Changes in the Discount Rate

The following table presents the other postemployment benefit as of June 30, 2020, calculated using the current discount rate of 7.50 percent and what it would be using a 1 percent higher (8.50 percent) and 1 percent lower (6.50 percent) discount rate.

	2019		
	1% Decrease (6.50%)	Current Discount Rate (7.50%)	1% Increase (8.50%)
University's proportionate share of the net other postemployment benefit	\$ 1,149	\$ 3,428	\$ 5,375
	2018		
	1% Decrease (6.50%)	Current Discount Rate (7.50%)	1% Increase (8.50%)
University's proportionate share of the net other postemployment benefit	\$ 1,344	\$ 3,827	\$ 5,949

Note 13: Risk Management

Due to the diverse risk exposure of the University and its constituent agencies, the insurance portfolio contains a comprehensive variety of coverage. Oklahoma Statutes require participation of all State agencies in basic tort, educator's legal liability, property and casualty programs and fidelity bonding provided by the Risk Management Division of the Office of Management and Enterprise Services (the "SRMD"). In addition to these basic policies, the University's Department of Risk and Property Management establishes enterprise risk management guidelines for risk assessment, risk avoidance, risk acceptance, and risk transfer.

Oklahoma State University and individual employees are provided sovereign immunity when performing official business within the scope of their employment under the Oklahoma Governmental Tort Claims Act. For risks not protected by sovereign immunity, it is the internal policy of the University's Risk and Property Management department to accept initial risk in the form of retention or deductibles only to the extent that funds are available from the University's general operations or a funded reserve to maintain this risk.

Oklahoma State University

Notes to Financial Statements

June 30, 2020 and 2019

(In Thousands)

Beyond acceptable retention levels, risk transfer is practiced by purchasing conventional insurance coverage through an insurance broker or through the SRMD. These coverages are outlined as follows:

- The buildings and contents are insured for replacement value. Each loss incident is subject to a \$100 deductible.
- Out-of-state and out-of-country comprehensive general liability, educator's legal liability including employment practices, auto liability, aircraft liability, watercraft liability, leased vehicles, equipment, and fidelity bonds are acquired by the University from the SRMD. To complement coverage provided by State Statute and to meet specific coverage requirements for special grants and/or contracts, additional coverage is purchased based on specific departmental and institutional needs and risks, but the related risks are not considered material to the University as a whole. Claim settlements have not exceeded insurance coverage in each of the past three fiscal years.

Self-Funded Programs

The University's life insurance program was self-funded through December 31, 2003. Effective January 1, 2004, life waivers for disabled employees and their dependents were all that remained in the self-funded plan. Reserves were established at the onset of disability to pay the claims. In 2009, the University reached an agreement to apportion the remaining reserve between the University and the former TPA, American Fidelity Assurance. American Fidelity Assurance assumed all liability for all runoff claims. Effective January 1, 2004, the University's life coverage is handled through an insured plan.

Through June 30, 1999, the University's health care programs were also self-funded. Effective July 1, 1999, the University terminated its self-insurance program, and participated in the State self-insurance program through December 31, 2007. Effective January 1, 2008, the University began participation in an insured program with BlueCross BlueShield of Oklahoma as the provider. The University believes that there is no exposure to pay run-off claims for the previous self-insured program at June 30, 2020. Beginning January 1, 2015, the University's health care program again became self-funded. BlueCross BlueShield is the third-party administrator. The University has employed Lockton Company as a consultant to assist with premium setting, development of plan features, reserve funding and use of third-party stop loss coverage insurance. At June 30, 2020 and 2019, respectively, the University had recorded a liability of approximately \$3,526 and \$3,661, respectively, for claims incurred but not yet paid and is included in accounts payable in the statements of net position.

Oklahoma State University

Notes to Financial Statements

June 30, 2020 and 2019

(In Thousands)

The University's workers' compensation program is self-funded and is administered by a third party. The University maintains a cash deposit with the administrator and reimburses the administrator for claims paid and administrative expenses on a monthly basis. Benefits provided are prescribed by State law and include lump-sum payments for rated disabilities, in addition to medical expenses and a portion of salary loss, resulting from a job-related injury or illness. The University records a liability for workers' compensation in its financial statements based on annual actuarial valuations. As of June 30, 2020 and 2019, the accrued workers' compensation liability totaled \$4,748 and \$5,655, respectively, computed utilizing a discount rate of 2 percent for each year.

The University's unemployment compensation insurance program is also self-funded. Unemployment benefits that separated employees receive are determined by Oklahoma Statutes and are administered by the Oklahoma Employment Security Commission (OESC). As a reimbursing employer, the University is billed quarterly by the OESC for benefits paid to former employees. The Board of Regents requires that the University maintain a minimum of \$700 in reserve to cover claims. This minimum cash balance is considered each year during the rate-setting process.

Note 14: Related Party Transactions

A summary of related party transactions during the years ended June 30, 2020 and 2019, including a description of the relationship and operations are as follows:

Oklahoma State University Foundation

Nature of Relationship: OSU Foundation is a not-for-profit corporation formed to promote and foster the educational, benevolent, and scientific purposes of the University, and to create a fund to be used for any program, project, or enterprise undertaken in the interest of the University, and to promote and foster educational and cultural interests in the State and the United States.

OSU Foundation is governed by an independent Board of Trustees who maintain no position at the University. Although the University does not control the timing or amount of receipts from OSU Foundation, the majority of resources, or income thereon, that OSU Foundation holds and invests are restricted to the activities of the University by the donors. Because these restricted resources held by OSU Foundation can only be used by, or for the benefit of, the University, OSU Foundation is considered a component unit of the University as defined by GASB Statement No. 39, *Determining Whether Certain Organizations are Component Unit*, and is separately presented.

Description of Operations: OSU Foundation acts largely as a fundraising organization: soliciting, receiving, managing, and disbursing contributions on behalf of the University based on terms of a service agreement. Most of the contributions received are designated by the donors to be used for specific purposes or by specific departments. In these instances, OSU Foundation serves essentially as a conduit. Contributions that are not designated are used where the need is considered greatest, as determined by OSU Foundation.

Oklahoma State University
Notes to Financial Statements
June 30, 2020 and 2019
(In Thousands)

Related party transactions and funds held by OSU Foundation on behalf of the University are as follows as of and for the years ended June 30:

	2020	2019
Dollar value of transactions for the year ended June 30		
Funds disbursed to or on behalf of the University	\$ 98,256	\$ 146,329
Funds collected from the University	2,846	2,765
Nonmonetary goods distributed to the University	1,752	5,896
Total net assets held on behalf of or for the benefit of the University at June 30	1,118,811	1,049,318
Related party receivables and payables at June 30		
Due to the University	2,552	4,773
Due from the University	6,775	8,323

National Center for Addiction Studies and Treatment Foundation

Nature of Relationship: NCAST is a nonprofit corporation formed to improve the lives of individuals in Oklahoma and across the nation that are affected by pain and substance abuse disorders through exceptional programs in research, education, prevention, treatment, and advocacy.

NCAST is governed by a Board of Directors primarily appointed by the University. The University does not have an ownership interest but has the ability to remove appointed members of the governing body. NCAST is considered a component unit of the University as defined by GASB Statement No. 39, *Determining Whether Certain Organizations are Component Unit*, and is discretely presented.

Description of Operations: NCAST was created as a result of a consent settlement agreement between the State of Oklahoma and Purdue Pharma, Inc. (Purdue) in March 2019. The settlement agreement provided for a \$102,500,000 payment to be made to NCAST by Purdue. In addition, the owners of Purdue agreed within the settlement agreement to donate \$75,000,000 to NCAST.

Cowboy Athletics, Inc. (CAI)

Nature of Relationship: CAI is a not-for-profit Oklahoma corporation organized to support the University and other educational programs associated with the University.

CAI is governed by a seven-member Board of Directors, three of whom serve by virtue of their association with the University. The remaining four members are elected by the members. Although the University does not control the timing or amount of receipts from CAI, the majority of resources or income thereon that CAI holds and invests is restricted to the activities of the University. CAI is considered immaterial to the operations of the University and therefore, is not considered as a component unit.

Oklahoma State University

Notes to Financial Statements

June 30, 2020 and 2019

(In Thousands)

CAI also operates a golf course (Karsten Creek) and related facilities in Stillwater, Oklahoma. The golf course is primarily utilized as a teaching and practice facility by the University for the men's and women's golf teams. Use of the course is also open to golf course members and others based on established membership and usage fee schedules.

Description of Operations: CAI revenues consist primarily of contributions from the private sector, including individuals and corporations, green fees, pro shop sales, food and beverage sales, and membership fees. Charitable gifts made for use by the University's Department of Intercollegiate Athletics are received, processed, and administered by OSU Foundation. Such contributions may be transferred to CAI at which time CAI recognizes contribution revenue. Other contributions are recorded when received or when a donor has announced an intention to give, and CAI believes that collection is probable. Green fees are recognized when earned. Pro shop sales, and food and beverage sales, are recorded when a sale is made – essentially on the cash basis. Membership fees are assessed on a calendar year basis, are nonrefundable, and are recognized in the year for which they apply. Funds are expended for any purpose consistent with promoting the primary objectives of CAI.

Related party transactions and funds held by CAI on behalf of the University as of and for the years ended June 30:

	2020	2019
Dollar value of transactions for the year ended June 30		
Funds disbursed to or on behalf of the University	\$ 773	\$ 500
Funds collected from the University	5,418	3,250
Nonmonetary goods distributed to the University	97,817	14,130
Related party receivables and payables at June 30		
Due to the University	25	16
Due from the University	53	114

In fiscal year 2020 CAI transferred the O'Brate Baseball Stadium in the amount of \$69,467, the Neal Patterson Soccer Stadium in the amount of \$21,896, the cross country maintenance building in the amount of \$99 to the University. CAI also transferred improvements to Gallagher-Iba Area in the amount of \$133, the equestrian facility in the amount of \$1,157, the Michael and Anne Greenwood Tennis Center in the amount of \$1,022, and the cross country facilities in the amount of \$3,208. There were gifts of equipment in the amount of \$835. The acquisitions are reflected as capital from grants, gifts, and affiliates of \$97,817 in the statement of revenues, expenses, and changes in net position of the University for the year ended June 30, 2020.

In fiscal year 2019, CAI transferred the Equestrian Facility in the amount of \$718 and improvements to the Cowgirl Softball Stadium and Boone Pickens Stadium in the amounts of \$85 and \$8,737, respectively. There were gifts of equipment for the Boone Pickens Stadium in the amount of \$4,587. The acquisitions are reflected as capital from grants, gifts, and affiliates of \$14,127 in the statement of revenues, expenses, and changes in net position of the University for the year ended June 30, 2019. The remaining \$3 pertains to equipment gifts that were below the capitalization threshold.

Oklahoma State University

Notes to Financial Statements

June 30, 2020 and 2019

(In Thousands)

OSU – University Multispectral Laboratories, L.L.C.

Nature of Relationship: OSU – University Multispectral Laboratories, L.L.C. (OSU-UML) is a nonprofit limited liability company founded for the purposes of research, development, testing, evaluation, validation, and verification of sensors and other technologies in support of the global war on terrorism, homeland security, and other related national security requirements for the benefit of the University.

OSU-UML is governed by a board of directors comprised primarily of management of the University. The University is the sole member of OSU-UML. OSU-UML is considered immaterial to the operations of the University and therefore, is not separately presented as a component unit.

Description of Operations: Prior to fiscal year 2019, OSU-UML received and administered funds from federal and state organizations and from private sources for the purpose of carrying out certain research programs of the University. Funds were expended for purposes consistent with promoting the research activities of OSU-UML. The operations of OSU-UML have significantly decreased with limited activity in fiscal years 2020 and 2019. The process has begun for liquidating all accounts receivable and accounts payable and finalizing all federal contracts in preparation for the dissolution of this entity.

In fiscal year 2020 and 2019, OSURF made advances to OSU-UML in the amount of \$2,200 and \$2,475, respectively, for which an allowance for the total of the advances was also recorded.

Oklahoma State University Alumni Association

Nature of Relationship: Oklahoma State University Alumni Association (the “Association”) is a not-for-profit corporation formed to provide a corporate body through which alumni may unify their efforts to promote and encourage the growth and development of the University. The Association is considered immaterial to the operations of the University and therefore, is not separately presented as a component unit.

Description of Operations: The Association’s revenues consist primarily of dues, investment earnings, support from the University, and revenue from Association sponsored activities. Funds are expended for any purpose consistent with promoting the primary objectives of the Association. Related party transactions and funds held by the Association on behalf of the University are as follows as of and for the years ended:

	2020	2019
Dollar value of transactions for the year ended June 30		
Funds disbursed to or on behalf of the University	\$ 423	\$ 549
Funds collected from the University	464	464

Oklahoma State University

Notes to Financial Statements

June 30, 2020 and 2019

(In Thousands)

Foundation for the McKnight Center for the Performing Arts

Nature of Relationship: The Foundation for the McKnight Center for the Performing Arts (the “McKnight Center”) is a not-for-profit corporation formed to provide support and assistance to the University in connection with the performing arts including, but not limited to, providing funding for the performing arts, long-term management, and operations of the McKnight Center. It is considered immaterial to the operations of the University and therefore, is not separately presented as a component unit.

Description of Operations: The McKnight Center revenues consist primarily of program revenue, ticket sales, investment earnings, and support from the Oklahoma State University Foundation. Funds are expended for any purpose consistent with promoting the primary objectives of the McKnight Center.

Note 15: Disclosures About Fair Value of Assets and Liabilities

The University categorizes its fair value measurements within the fair value hierarchy established by generally accepted accounting principles. Fair value is the price that would be received to sell an asset or paid to transfer a liability in an orderly transaction between market participants at the measurement date. Fair value measurements must maximize the use of observable inputs and minimize the use of unobservable inputs. There is a hierarchy of three levels of inputs that may be used to measure fair value:

- Level 1** Quoted prices in active markets for identical assets or liabilities.
- Level 2** Observable inputs other than Level 1 prices, such as quoted prices for similar assets or liabilities; quoted prices in markets that are not active; or other inputs that are observable or can be corroborated by observable market data for substantially the full term of the assets or liabilities.
- Level 3** Unobservable inputs supported by little or no market activity and are significant to the fair value of the assets or liabilities.

Oklahoma State University

Notes to Financial Statements

June 30, 2020 and 2019

(In Thousands)

Recurring Measurements

The following tables present the fair value measurements of assets and liabilities recognized in the accompanying financial statements measured at fair value on a recurring basis and the level within the fair value hierarchy in which the fair value measurements fall at June 30, 2020 and 2019:

Description	2020			Total
	Level 1	Level 2	Level 3	
Investments				
U.S. government securities	\$ -	\$ 12,440	\$ -	\$ 12,440
U.S. Treasury notes	-	71,762	-	71,762
Money market funds	18,298	-	-	18,298
State Regents Endowment Trust	-	584	-	584
Total investments	<u>\$ 18,298</u>	<u>\$ 84,786</u>	<u>\$ -</u>	<u>\$ 103,084</u>
Assets held in trust				
U.S. government securities	\$ -	\$ 481	\$ -	\$ 481
Money market funds	<u>2</u>	<u>-</u>	<u>-</u>	<u>2</u>
Total assets held in trust	<u>\$ 2</u>	<u>\$ 481</u>	<u>\$ -</u>	<u>\$ 483</u>
Description	2019			Total
	Level 1	Level 2	Level 3	
Investments				
U.S. government securities	\$ -	\$ 14,965	\$ -	\$ 14,965
U.S. Treasury notes	-	62,700	-	62,700
Money market funds	19,746	-	-	19,746
State Regents Endowment Trust	-	665	-	665
Total investments	<u>\$ 19,746</u>	<u>\$ 78,330</u>	<u>\$ -</u>	<u>\$ 98,076</u>
Assets held in trust				
U.S. government securities	\$ -	\$ 482	\$ -	\$ 482
Money market funds	<u>2</u>	<u>-</u>	<u>-</u>	<u>2</u>
Total assets held in trust	<u>\$ 2</u>	<u>\$ 482</u>	<u>\$ -</u>	<u>\$ 484</u>

Oklahoma State University

Notes to Financial Statements

June 30, 2020 and 2019

(In Thousands)

U.S. government securities, U.S. Treasury notes, corporate bonds and notes, and State Regents Endowment Trust funds are valued on the basis of evaluated prices provided by independent pricing services when such processes are believed to reflect the fair market value of such securities and are classified within Level 2 of the fair value hierarchy.

Money market funds are principally valued at the regular trading session closing price on the exchange or market in which such funds are principally traded, on the last business day of each period presented and are classified within Level 1 of the fair value hierarchy.

Equity interest in a closely held entity is accounted for as an equity method investment and is not included in the table above.

Note 16: Commitments, Contingent Liabilities, and Uncertainties

The University had outstanding commitments under construction contracts of approximately \$20,915 and \$17,460 at June 30, 2020 and 2019, respectively.

The University is party to various lawsuits arising out of the normal conduct of its operations. In the opinion of University management, the ultimate resolution of these matters will not have a material adverse effect upon the University's financial position.

The University participates in certain federal grant programs. These programs are subject to financial and compliance audits by the grantor or its representative. Such audits could lead to requests for reimbursement to the grantor agency for expenditures disallowed under terms of the grant. Management believes disallowances, if any, will not be material.

Note 17: Natural Classifications with Functional Classifications

The University's operating expenses by functional classification were as follows for the years ended June 30, 2020 and 2019:

Year Ended June 30, 2020										
Natural Classification										
Functional Classification	Compensation and Employee Benefits	Contractual Services	Supplies and Materials	Utilities	Communications	Other Operating Expenses	Scholarships and Fellowships	Depreciation Expense	Total	
Instruction	\$ 236,850	\$ 39,545	\$ 6,538	\$ 30	\$ 1,044	\$ 7,355	\$ -	\$ -	\$ 291,362	
Research	106,129	11,022	10,213	540	400	6,087	-	-	134,391	
Public service	54,545	14,950	2,585	99	368	5,588	-	-	78,135	
Academic support	56,438	11,604	4,610	7	574	15,199	-	-	88,432	
Student services	30,866	2,679	364	1	284	881	-	-	35,075	
Institutional support	23,745	2,968	(1,415)	-	301	1,887	-	-	27,486	
Operation of plant	18,596	25,317	1,138	23,012	281	41	-	-	68,385	
Scholarships	1,510	-	1	-	-	75	63,772	-	65,358	
Auxiliary enterprises	112,889	114,644	22,532	9,594	1,448	34,685	-	-	295,792	
Depreciation	-	-	-	-	-	-	-	86,783	86,783	
Total expenses	\$ 641,568	\$ 222,729	\$ 46,566	\$ 33,283	\$ 4,700	\$ 71,798	\$ 63,772	\$ 86,783	\$ 1,171,199	

Oklahoma State University
Notes to Financial Statements
June 30, 2020 and 2019
(In Thousands)

Year Ended June 30, 2019									
Natural Classification									
Functional Classification	Compensation and Employee Benefits	Contractual Services	Supplies and Materials	Utilities	Communications	Other Operating Expenses	Scholarships and Fellowships	Depreciation Expense	Total
Instruction	\$ 227,161	\$ 42,309	\$ 6,135	\$ 34	\$ 1,032	\$ 4,876	\$ -	\$ -	\$ 281,547
Research	101,373	13,236	11,512	508	384	4,218	-	-	131,231
Public service	50,983	13,723	2,020	91	535	4,745	-	-	72,097
Academic support	56,074	13,358	3,205	8	564	11,069	-	-	84,278
Student services	28,776	2,864	745	-	616	1,194	-	-	34,195
Institutional support	24,887	3,673	2,755	-	373	5,398	-	-	37,086
Operation of plant	15,937	23,206	1,392	22,313	276	(1,922)	-	-	61,202
Scholarships	1,329	-	12	-	-	29	51,113	-	52,483
Auxiliary enterprises	109,858	114,014	23,886	10,307	1,490	39,976	-	-	299,531
Depreciation	-	-	-	-	-	-	-	80,664	80,664
Total expenses	<u>\$ 616,378</u>	<u>\$ 226,383</u>	<u>\$ 51,662</u>	<u>\$ 33,261</u>	<u>\$ 5,270</u>	<u>\$ 69,583</u>	<u>\$ 51,113</u>	<u>\$ 80,664</u>	<u>\$ 1,134,314</u>

Note 18: Current Economic Conditions

As a result of the spread of the SARS-COV-2 virus and the incidence of COVID-19, economic uncertainties have arisen which may negatively affect the financial position, results of operations and cash flows of the University. The duration of these uncertainties and the ultimate financial effects cannot be reasonably estimated at this time.

Note 19: Subsequent Events

The University has evaluated events and transactions that occurred subsequent to June 30, 2020, through October 30, 2020, the date these financial statements were available to be issued, for potential recognition or disclosure in these financial statements.

**Notes to Financial Statements –
Oklahoma State University Foundation**

Oklahoma State University

Notes to Financial Statements

June 30, 2020 and 2019

(In Thousands)

Note 20: Discretely Presented Component Unit – Oklahoma State University Foundation (Not in Thousands)

Organization

Oklahoma State University Foundation (the “Foundation”) is a not-for-profit corporation formed in 1961 to promote the educational, benevolent, and scientific purposes of Oklahoma State University (the “University” or “OSU”). The Foundation, through the contributions it receives, provides funds for University projects and programs which cannot be funded by appropriations or grants from state and federal governments, or for which existing appropriations are inadequate.

Reporting Entity

The consolidated financial statements include the assets, liabilities, net assets, changes in net assets, and cash flows of the Foundation and affiliates. The Foundation has approximately 5,700 active component funds, one affiliated organization, and two single-member limited liability companies. The affiliated organization is the Foundation for Engineering at Oklahoma State University, Inc. (FEOSU), which was incorporated on October 10, 2008, and is included with the Foundation in the accompanying consolidated financial statements because the Foundation has an economic interest in the organization and controls the affiliated organization’s Board of Trustees. Further, distributions made by the affiliated organization exclusively benefit the charitable purposes of the Foundation. The Foundation is also the sole member of the Oklahoma State University Student Foundation, LLC and the OSU Foundation Real Estate, LLC and as such the accompanying consolidated financial statements include all assets, liabilities, revenues, and expenses of the LLCs. All material interorganization transactions of the affiliated organization and the LLCs have been eliminated in consolidation. The Foundation, its affiliate, and the LLCs are collectively referred to as the Foundation throughout these consolidated financial statements.

Operations

The Foundation acts primarily as a fundraising organization, soliciting, receiving, managing, and disbursing contributions on behalf of the University. Distribution of amounts held in the funds of the Foundation is subject to the approval of the Foundation and the availability of monies. Accordingly, the accompanying consolidated financial statements generally reflect expenditures which have been submitted to and approved by the Foundation as of the financial reporting date.

Oklahoma State University

Notes to Financial Statements

June 30, 2020 and 2019

(In Thousands)

Note 20: Discretely Presented Component Unit – Oklahoma State University Foundation (Not in Thousands) (Continued)

Basis of Presentation

The Foundation follows the Financial Accounting Standards Board (FASB) Accounting Standards Codification (ASC). The ASC is the single source of authoritative guidance for accounting principles generally accepted in the United States of America (U.S. GAAP) for nongovernmental entities. The Foundation's consolidated financial statements have been prepared on the accrual basis of accounting and to ensure the observance of limitations and restrictions placed on the use of available resources, the Foundation maintains its accounts in accordance with the principles and practices of fund accounting. All interfund activities have been eliminated in the accompanying consolidated financial statements.

Reclassifications

Certain reclassifications have been made to the 2019 consolidated statements of financial position and footnotes to conform to the classifications used in 2020. These reclassifications had no effect on net assets.

Concentrations of Credit

The Foundation has certain concentrations of credit risk with financial institutions in the form of uninsured cash and time deposits. For purposes of evaluating credit risk, the stability of financial institutions conducting business with the Foundation is periodically reviewed and management believes that credit risks related to such balances are minimal.

The Foundation received contributions from two and five donors totaling approximately \$31,132,000 and \$11,827,000 in the years ended June 30, 2020 and 2019, respectively. These contributions represent approximately 31 percent and 12 percent of total contribution revenue in 2020 and 2019, respectively. Net contributions receivable totaling approximately \$69,253,000 and \$59,179,000 are due from ten and nine donors at June 30, 2020 and 2019, respectively. These receivables represent approximately 62 percent and 60 percent of total net contributions receivable at June 30, 2020 and 2019, respectively.

The Foundation has a closely held stock that represents approximately 10 percent of the total investment balance at June 30, 2020 and 2019.

Oklahoma State University

Notes to Financial Statements

June 30, 2020 and 2019

(In Thousands)

Note 20: Discretely Presented Component Unit – Oklahoma State University Foundation (Not in Thousands) (Continued)

Liquidity and Availability

Financial assets available for general expenditures, that is, without donor or other restrictions limiting their use, within one year of the statement of financial position date, comprise the following:

	2020	2019
Cash and cash equivalents	\$ 11,202,484	\$ 6,032,477
Short-term investments and unrestricted liquid investments	169,518,984	142,027,175
Interest and other receivables	2,195,693	3,479,038
Notes receivables	875,000	875,000
Unendowed investments	38,528,781	69,576,517
Endowment spending-rate distributions	26,217,124	25,122,280
	<u>\$ 248,538,066</u>	<u>\$ 247,112,487</u>

The Foundation's endowment funds consist of donor-restricted endowments and funds designated as endowments. Income from donor-restricted endowments is restricted for specific purposes, with the exception of the amounts available for general use. Donor-restricted endowment funds are not available for general expenditure.

Consistent with the objectives of the Foundation's investment policy, cash and investments are managed such that funds are available as expenditures, liabilities, and other obligations come due. As part of the Foundation's liquidity management plan, the Foundation invests cash in excess of expected short-term needs in short-term investments.

The Foundation receives management fees on funds held in the investment pool and a gift allocation on gifts received. For the fiscal year ending June 30, 2020, management fees and gift allocations were approximately \$10,079,000 and \$2,549,000, respectively. For the fiscal year ending June 30, 2019, management fees and gift allocations were approximately \$9,851,000 and \$2,244,000, respectively. The management fees and gift allocation provide funds necessary to fulfill the Foundation's general expenditure obligation.

Oklahoma State University

Notes to Financial Statements

June 30, 2020 and 2019

(In Thousands)

Note 20: Discretely Presented Component Unit – Oklahoma State University Foundation (Not in Thousands) (Continued)

Investments

Investments consisted of the following at June 30:

	2020	2019
Marketable securities		
Fixed income		
Cash and short-term funds	\$ 65,777,891	\$ 40,990,551
Global fixed income mutual funds	70,344,840	99,715,038
U.S. fixed income mutual funds	821,246	859,394
Equity		
Long-only - domestic	5,563,983	45,387,877
Long-only - emerging markets	824,221	851,193
Long-only - global	1,732,609	1,816,002
Long-only - international	16,256,397	57,871,404
Real asset securities - public	2,576,436	2,682,625
Total marketable securities	<u>163,897,623</u>	<u>250,174,084</u>
Nonmarketable securities		
Equity		
Hedged equity - credit related	57,212,730	46,624,537
Hedged equity - multistrategy funds	159,204	159,822
Hedged equity - long/short funds	118,167,559	105,092,165
Hedged equity - diversifiers	98,280,800	145,448,010
Hedged equity - event driven	42,082,787	35,822,252
Long-only - emerging markets	27,922,335	42,508,727
Long-only - international	71,376,762	62,434,821
Global equity futures	8,176,519	3,723,017
Private equity	250,768,105	178,537,424
Fixed income - global fixed income fund	18,804,539	-
Real assets		
Private funds	32,841,624	28,343,976
Closely held stock	121,412,829	102,690,699
Total nonmarketable securities	<u>847,205,793</u>	<u>751,385,450</u>
Total investments	<u>\$1,011,103,416</u>	<u>\$1,001,559,534</u>

Oklahoma State University

Notes to Financial Statements

June 30, 2020 and 2019

(In Thousands)

Note 20: Discretely Presented Component Unit – Oklahoma State University Foundation (Not in Thousands) (Continued)

Net investment returns consists of the following for the years ended June 30:

	2020	2019
Interest and dividends	\$ 13,346,838	\$ 12,267,026
Investment fees	(6,790,688)	(3,975,105)
Net realized gains on investments carried at fair value	40,961,629	28,914,745
Net unrealized gains on investments carried at fair value	31,417,113	5,876,842
Change in fair value of perpetual trusts	(13,308)	(197,161)
Net investment returns	<u>\$ 78,921,584</u>	<u>\$ 42,886,347</u>

Contributions, Interest, and Other Receivables

Unconditional contributions receivable, including amounts due under pledge agreements, are expected to be collected as follows at June 30:

	2020	2019
Contributions receivable in		
Less than one year	\$ 32,462,626	\$ 29,947,227
One year to five years	89,395,999	46,287,634
Over five years	47,223,952	47,148,899
	<u>169,082,577</u>	<u>123,383,760</u>
Less:		
Unamortized discount (2.25% - 7.98%)	47,874,944	14,843,546
Allowance for uncollectible pledges	<u>8,925,847</u>	<u>9,257,939</u>
	<u>\$112,281,786</u>	<u>\$ 99,282,275</u>

The Foundation has raised substantial conditional and unconditional contributions which, at least in part, are for the purpose of qualifying for the Pickens Legacy Scholarship match program. The matching funds are to be provided through the estate of a significant donor and as such are considered conditional; however, the funds raised to be matched by this conditional gift which are the result of cash payments and/or unconditional promises to give have been recognized as contribution revenue net of a discount to present value in the period in which the contribution was made and/or unconditional promise was received.

Oklahoma State University

Notes to Financial Statements

June 30, 2020 and 2019

(In Thousands)

Note 20: Discretely Presented Component Unit – Oklahoma State University Foundation (Not in Thousands) (Continued)

Unconditional contributions receivable net of discount and allowance that are with donor restrictions are described in the table below at June 30:

	2020	2019
Intercollegiate athletics	\$ 46,408,729	\$ 52,348,196
General University support	21,421,039	18,801,309
Awards and scholarships	7,975,419	6,148,154
Facilities and equipment	36,034,053	21,287,435
Other	442,546	697,181
	<u>\$112,281,786</u>	<u>\$ 99,282,275</u>

Conditional promises to give are substantially the result of the Foundation being named as the beneficiary in an estate plan or a valid will. No amounts have been recognized in the consolidated financial statements for conditional promises to give because the conditions on which they depend have not been substantially met. The Foundation does not currently have sufficient information to estimate the amounts of conditional promises to give. Interest and other receivables consist of the following at June 30:

	2020	2019
Interest and other receivables		
Receivable from OSU	\$ 1,745,517	\$ 1,473,749
Other receivables	450,176	2,005,289
Notes receivables	5,904,051	7,724,569
	<u>\$ 8,099,744</u>	<u>\$ 11,203,607</u>

Interest and other receivables are expected to be collected within one year.

Oklahoma State University

Notes to Financial Statements

June 30, 2020 and 2019

(In Thousands)

Note 20: Discretely Presented Component Unit – Oklahoma State University Foundation (Not in Thousands) (Continued)

Endowment Disclosures

The Foundation's endowment consists of approximately 3,600 and 3,500 funds at June 30, 2020 and 2019, respectively, established for a variety of purposes. The endowment includes both donor-restricted endowment funds and funds designated by the trustees to function as endowments. As required by U.S. GAAP, net assets associated with endowment funds, including funds designated by the trustees to function as endowments, are classified and reported based on the existence or absence of donor-imposed restrictions.

Interpretation of Relevant Law

The trustees of the Foundation have chosen to preserve the fair value of the original gift as of the gift date of the donor-restricted endowment funds absent explicit donor stipulations to the contrary. As a result of this interpretation, the Foundation classifies as permanently restricted net assets (a) the original value of gifts donated to the permanent endowment, (b) the original value of subsequent gifts to the permanent endowment, and (c) accumulations to the permanent endowment made in accordance with the direction of the applicable donor gift instrument at the time the accumulation is added to the fund. The remaining portion of the donor-restricted endowment fund that is not classified in permanently restricted net assets is classified as temporarily restricted net assets until those amounts are expended by the Foundation in a manner consistent with the standard of prudence prescribed by OK UPMIFA. In accordance with OK UPMIFA, the Foundation considers the following factors in making a determination to appropriate or accumulate donor-restricted endowment funds:

- The duration and preservation of the fund
- The purposes of the Foundation and the donor-restricted endowment fund
- General economic conditions
- The possible effect of inflation and deflation
- The expected total return from income and the appreciation of investments
- Other resources of the Foundation
- The investment policies of the Foundation

Oklahoma State University

Notes to Financial Statements

June 30, 2020 and 2019

(In Thousands)

Note 20: Discretely Presented Component Unit – Oklahoma State University Foundation (Not in Thousands) (Continued)

Endowment net asset composition by type of fund as of June 30, 2020, is as follows:

	Without Donor Restrictions	With Donor Restrictions	Total
Donor-restricted endowment funds	\$ -	\$ 574,509,743	\$ 574,509,743
Board-designated endowment funds	74,067,651	-	74,067,651
Total endowment funds	<u>\$ 74,067,651</u>	<u>\$ 574,509,743</u>	<u>\$ 648,577,394</u>

Endowment net asset composition by type of fund as of June 30, 2019, is as follows:

	Without Donor Restrictions	With Donor Restrictions	Total
Donor-restricted endowment funds	\$ -	\$ 547,171,049	\$ 547,171,049
Board-designated endowment funds	95,316,869	-	95,316,869
Total endowment funds	<u>\$ 95,316,869</u>	<u>\$ 547,171,049</u>	<u>\$ 642,487,918</u>

Oklahoma State University

Notes to Financial Statements

June 30, 2020 and 2019

(In Thousands)

Note 20: Discretely Presented Component Unit – Oklahoma State University Foundation (Not in Thousands) (Continued)

Changes in endowment net assets for the year ended June 30, 2020, are as follows:

	Without Donor Restrictions	With Donor Restrictions	Total
Endowment net assets, beginning of year	\$ 95,316,869	\$ 547,171,049	\$ 642,487,918
Investment return			
Interest and dividends	1,014,881	6,433,459	7,448,340
Investment fees	(655,438)	(4,260,989)	(4,916,427)
Net realized and unrealized gains	5,724,284	37,578,358	43,302,642
Total investment return	6,083,727	39,750,828	45,834,555
Donor-restricted additions			
Current-year endowment contributions transferred	-	16,027,673	16,027,673
Collection of current- and prior-year pledges	-	2,471,648	2,471,648
Transfers of prior-year contributions	-	464,999	464,999
Total donor-restricted additions	-	18,964,320	18,964,320
Management fee	(1,456,494)	(9,585,805)	(11,042,299)
Appropriation of endowment assets for expenditure	(2,106,180)	(22,449,485)	(24,555,665)
Reinvestment of amounts appropriated	-	799,309	799,309
Reclassification - donor directed	-	103,213	103,213
Transfers to Board-designated and donor-restricted endowment funds	(23,770,271)	(243,686)	(24,013,957)
Endowment net assets, end of year	\$ 74,067,651	\$ 574,509,743	\$ 648,577,394

Oklahoma State University

Notes to Financial Statements

June 30, 2020 and 2019

(In Thousands)

Note 20: Discretely Presented Component Unit – Oklahoma State University Foundation (Not in Thousands) (Continued)

Changes in endowment net assets for the year ended June 30, 2019, are as follows:

	Without Donor Restrictions	With Donor Restrictions	Total
Endowment net assets, beginning of year	\$ 107,341,736	\$ 535,524,821	\$ 642,866,557
Investment return			
Interest and dividends	1,164,097	6,663,896	7,827,993
Investment fees	(466,776)	(2,585,006)	(3,051,782)
Net realized and unrealized gains	3,714,956	19,515,736	23,230,692
Total investment return	4,412,277	23,594,626	28,006,903
Donor-restricted additions			
Current-year endowment contributions transferred	-	10,505,298	10,505,298
Collection of current- and prior-year pledges	-	3,693,302	3,693,302
Transfers of prior-year contributions	-	2,102,702	2,102,702
Total donor-restricted additions	-	16,301,302	16,301,302
Management fee	(1,649,699)	(9,194,733)	(10,844,432)
Appropriation of endowment assets for expenditure	(2,049,620)	(21,333,317)	(23,382,937)
Reinvestment of amounts appropriated	-	863,076	863,076
Reclassification - donor directed	-	1,619,156	1,619,156
Transfers to Board-designated and donor-restricted endowment funds	(12,737,825)	(203,882)	(12,941,707)
Endowment net assets, end of year	\$ 95,316,869	\$ 547,171,049	\$ 642,487,918

In addition to permanently restricted endowment funds, the Foundation also has interests in perpetual trusts and charitable remainder trusts which are managed by third parties, charitable trusts which are managed by the Foundation and permanently restricted contributions receivable. These assets are not a part of the Foundation's endowment and therefore are not included in the endowment disclosures.

Oklahoma State University

Notes to Financial Statements

June 30, 2020 and 2019

(In Thousands)

Note 20: Discretely Presented Component Unit – Oklahoma State University Foundation (Not in Thousands) (Continued)

Fair Value Measurements

The Foundation's Investment Committee, appointed by the Board of Trustees, is responsible for the overall management of the Foundation's investments, including the hiring and termination of investment managers, investment consultant(s), custodian banks, and securities lending agents. The Foundation's Investment Office is responsible for sourcing, evaluating, and selecting investments for recommendation to the Foundation's Investment Committee. The Foundation's Investment Office is also responsible for the day-to-day operations involving due diligence and other testing procedures in regard to reviewing the reasonableness of fair value for all investments, which includes evaluating the accuracy and adequacy of information provided by custodians, brokers, and managers. The valuation process for investments is the responsibility of the Foundation's Investment Office and all other fair value measurements are the responsibility of the Foundation's accounting department. Fair value measurements for beneficial interests in trusts and funds held on behalf of OSU, Cowboy Athletics, and OSU Alumni Association are prepared by the Foundation's accounting department and approved by the Board of Trustees during its review and approval of the Foundation's periodic internal financial statements.

The methods and assumptions used to estimate the fair value of assets and liabilities in the consolidated financial statements, including a description of the methodologies used for the classifications within the fair value hierarchy, are as follows:

Cash and Cash Equivalents

The asset's carrying amount approximates fair value due to its short maturity.

Investments

All of the Foundation's marketable securities are valued by nationally recognized third-party pricing services, except for certain commodities which are valued by the fund/account manager. The Foundation gives highest priority to quoted prices in active markets for identical assets accessed at the measurement date. An active market for the asset is a market in which transactions for the asset occur with sufficient frequency and volume to provide pricing information on an ongoing basis and the Foundation classifies all such assets as Level 1. The Foundation gives a Level 2 priority to valuation prices where the valuation process involves inputs other than quoted prices included in Level 1 that are observable for the asset, either directly or indirectly, using the market approach. Level 2 inputs under the market approach include quoted prices for similar assets in active markets, quoted prices for identical or similar assets in markets where there is not sufficient activity, and/or where price quotations vary substantially either over time or among market makers, or in which little information is released publicly. In certain cases where Level 1 or Level 2 inputs are not available, investments are classified within Level 3 of the hierarchy.

Oklahoma State University

Notes to Financial Statements

June 30, 2020 and 2019

(In Thousands)

Note 20: Discretely Presented Component Unit – Oklahoma State University Foundation (Not in Thousands) (Continued)

Nonmarketable securities, except for closely held stock, are carried at fair value which is based on the NAV as provided by the fund manager and/or adjusted by the Foundation. The Foundation uses management agreements, analyst notes, audited financial statements, and underlying investment holdings to evaluate the fund manager's valuation methodology, *i.e.*, in determining whether the fund manager follows ASC 820 and considers various other factors including contributions and withdrawals to the fund and monitoring unaudited interim reporting to determine if any adjustment to the NAV is necessary. Closely held stock is carried at fair value which is based on independent appraisal or Foundation management. Closely held stock is categorized as Level 3 in the fair value hierarchy.

Contributions Receivable

The asset is carried at cost net of a discount to present value using a rate which is commensurate with the risks involved on the gift date and an allowance for uncollectible accounts at the financial reporting date. Risks associated with individual gifts are assessed annually through the Foundation's review of the status of each gift. Fair value is the price a market participant would pay to acquire the right to receive the cash flows inherent in the promise to pay. Due to inclusion of a discount to net present value and allowance for uncollectible accounts, the carrying value approximates fair value.

Interest and Other Receivables

The asset is carried at cost, which approximates fair value due to the short maturity of such amounts.

Other Property Investments

The asset's carrying amount is based on the fair value of the assets at the time of donation or purchase, *i.e.*, cost basis, and reduced for impairments to their net realizable value based on facts and circumstances at the time of the determination. Property investments are not held for long-term investment purposes; therefore, management believes the carrying amount approximates fair value.

Oklahoma State University

Notes to Financial Statements

June 30, 2020 and 2019

(In Thousands)

Note 20: Discretely Presented Component Unit – Oklahoma State University Foundation (Not in Thousands) (Continued)

Beneficial Interests in Trusts

The beneficial interest is carried at fair value, which is based on the present value of the expected future cash inflows from the trusts. The fair value of the underlying trust assets is based on quoted market prices when available or the best estimate of fair value as determined by the third-party trustee. The Foundation's valuation technique considers the fair value of the assets held in the trust and applies a discount rate to convert such amounts to a single present value amount when appropriate. The discount rate used by the Foundation reflects current market conditions including the inherent risk in the underlying assets and the risk of nonperformance by the trustee. Due to the significant unobservable inputs required to estimate the expected future cash receipts from the trust agreements under the income approach, the Foundation's beneficial interest is classified as Level 3 in the hierarchy.

Other Assets

The primary other asset is cash surrender values on life insurance policies for which the Foundation is the beneficiary, and as such, the carrying value approximates fair value.

OSU Support Payable and Accounts Payable and Accrued Liabilities

The carrying amount of the liabilities approximates fair value due to the short maturity of such amounts.

Funds Held on Behalf of OSU, OSU Alumni Association, and Foundation for the McKnight Center for the Performing Arts

The liabilities are carried at fair value as determined using the income approach (expected future cash outflows). Fair value is based on the fair value of the cash and investment assets held by the Foundation for the benefit of OSU, OSU Alumni Association, and Foundation for the McKnight Center for the Performing Arts. The specific assets held have been classified within the hierarchy for investments (as discussed above) or are cash and cash equivalents. The related and associated liability is classified as Level 3 in the hierarchy as there is no market for a similar liability and certain principal inputs, *i.e.*, fair value inputs of nonmarketable assets in the portfolio and management's allocation for shares in the pool, are unobservable and significant to the overall fair value measurement.

Obligations Under Split-Interest Agreements

The liabilities' fair value is determined by discounting the future cash flows at rates that could currently be negotiated by the Foundation for borrowings of similar amounts. The carrying value approximates the liabilities' fair value.

Oklahoma State University

Notes to Financial Statements

June 30, 2020 and 2019

(In Thousands)

Note 20: Discretely Presented Component Unit – Oklahoma State University Foundation (Not in Thousands) (Continued)

Unearned Revenue, Line of Credit, and Note Payable

The liabilities are carried at cost, which approximates fair value due to the short maturity of those amounts.

Assets and liabilities measured at fair value on a recurring basis are classified within the fair value hierarchy at June 30, 2020, as follows:

	Total	Level 1	Level 2	Level 3
Assets				
Marketable securities				
Fixed income				
Cash and short-term funds	\$ 65,777,891	\$ 65,777,891	\$ -	\$ -
Global fixed income mutual funds	70,344,840	5,742,263	64,602,577	-
U.S. fixed income mutual funds	821,246	821,246	-	-
Equities				
Long-only - domestic	5,563,983	5,563,983	-	-
Long-only - emerging markets	824,221	824,221	-	-
Long-only - global	1,732,609	1,732,609	-	-
Long-only - international	16,256,397	16,256,397	-	-
Real asset securities - public	2,576,436	2,576,436	-	-
Total marketable securities	163,897,623	99,295,046	64,602,577	-
Nonmarketable securities				
Nonmarketable securities at NAV (a)	725,792,964	-	-	-
Closely held stock	121,412,829	-	-	121,412,829
Total nonmarketable securities	847,205,793	-	-	121,412,829
Total investments	1,011,103,416	99,295,046	64,602,577	121,412,829
Beneficial interests in trusts	12,698,686	-	-	12,698,686
Total assets	\$ 1,023,802,102	\$ 99,295,046	\$ 64,602,577	\$ 134,111,515
Liabilities				
Funds held on behalf of OSU	\$ 7,051,380	\$ -	\$ -	\$ 7,051,380
Funds held on behalf of Cowboy Athletics	1,177,938	-	-	1,177,938
Total liabilities	\$ 8,229,318	\$ -	\$ -	\$ 8,229,318

- (a) In accordance with ASC 820-10, certain investments that are measured at fair value using the NAV per share (or its equivalent) practical expedient have not been classified in the fair value hierarchy. The fair value amounts presented in this table are intended to permit reconciliation of the fair value hierarchy to the amounts presented in the statement of financial position.

Oklahoma State University

Notes to Financial Statements

June 30, 2020 and 2019

(In Thousands)

Note 20: Discretely Presented Component Unit – Oklahoma State University Foundation (Not in Thousands) (Continued)

Assets and liabilities measured at fair value on a recurring basis are classified within the fair value hierarchy at June 30, 2019, as follows:

	Total	Level 1	Level 2	Level 3
Assets				
Marketable securities				
Fixed income				
Cash and short-term funds	\$ 40,990,551	\$ 40,990,551	\$ -	\$ -
Global fixed income mutual funds	99,715,038	5,866,315	93,848,723	-
U.S. fixed income mutual funds	859,394	859,394	-	-
Equities				
Long-only - domestic	45,387,877	45,387,877	-	-
Long-only - emerging markets	851,193	851,193	-	-
Long-only - global	1,816,002	1,816,002	-	-
Long-only - international	57,871,404	57,871,404	-	-
Real asset securities - public	2,682,625	2,682,625	-	-
Total marketable securities	<u>250,174,084</u>	<u>156,325,361</u>	<u>93,848,723</u>	<u>-</u>
Nonmarketable securities				
Nonmarketable securities at NAV (a)	648,694,751	-	-	-
Closely held stock	<u>102,690,699</u>	<u>-</u>	<u>-</u>	<u>102,690,699</u>
Total nonmarketable securities	<u>751,385,450</u>	<u>-</u>	<u>-</u>	<u>102,690,699</u>
Total investments	1,001,559,534	156,325,361	93,848,723	102,690,699
Beneficial interests in trusts	<u>14,126,504</u>	<u>-</u>	<u>-</u>	<u>14,126,504</u>
Total assets	<u>\$ 1,015,686,038</u>	<u>\$ 156,325,361</u>	<u>\$ 93,848,723</u>	<u>\$ 116,817,203</u>
Liabilities				
Funds held on behalf of OSU	\$ 6,821,072	\$ -	\$ -	\$ 6,821,072
Funds held on behalf of the McKnight Center for Performing Arts	10,032,101	-	-	10,032,101
Funds held on behalf of OSU Alumni Association	<u>16,078,786</u>	<u>-</u>	<u>-</u>	<u>16,078,786</u>
Total liabilities	<u>\$ 32,931,959</u>	<u>\$ -</u>	<u>\$ -</u>	<u>\$ 32,931,959</u>

- (a) In accordance with ASC 820-10, certain investments that are measured at fair value using the NAV per share (or its equivalent) practical expedient have not been classified in the fair value hierarchy. The fair value amounts presented in this table are intended to permit reconciliation of the fair value hierarchy to the amounts presented in the statement of financial position.

Oklahoma State University
Notes to Financial Statements
June 30, 2020 and 2019
(In Thousands)

Note 20: Discretely Presented Component Unit – Oklahoma State University Foundation (Not in Thousands) (Continued)

The following tables summarize the changes in the fair value of the Foundation's Level 3 assets and liabilities.

	Assets			Liabilities		
	Closely Held Stock	Beneficial Interests in Trusts	Funds Held on Behalf of OSU	Funds Held on Behalf of Cowboy Athletics	Funds Held on Behalf of OSU Alumni Association	Funds Held on Behalf of Foundation for the McKnight Center for the Performing Arts
Balance at July 1, 2018	\$ 98,423,649	\$ 15,172,459	\$ 6,696,790	\$ -	\$ 17,324,304	\$ 4,802,518
Net realized and unrealized gains (losses) included in earnings	5,396,775	(197,161)	195,974	-	760,048	439,749
Distributions	-	(961,482)	(71,692)	-	(2,212,014)	(6,781,419)
Contributions	-	23,858	-	-	206,448	11,571,253
Change in value of split-interests	-	88,830	-	-	-	-
Sales of investments	(1,129,725)	-	-	-	-	-
Balance at June 30, 2019	102,690,699	14,126,504	6,821,072	-	16,078,786	10,032,101
Net realized and unrealized gains (losses) included in earnings	19,587,575	(13,308)	349,891	29,407	775,926	240,201
Distributions	-	-	(159,583)	(1,410,256)	(17,552,355)	(11,572,302)
Contributions	-	-	40,000	2,558,787	697,643	1,300,000
Change in value of split-interests	-	77,841	-	-	-	-
Sales of investments	(865,445)	(1,492,351)	-	-	-	-
Balance at June 30, 2020	<u>\$ 121,412,829</u>	<u>\$ 12,698,686</u>	<u>\$ 7,051,380</u>	<u>\$ 1,177,938</u>	<u>\$ -</u>	<u>\$ -</u>

The summary of changes in fair value of Level 3 assets has been prepared to reflect the activity in the same categories as those provided in the consolidated statements of activities, except that none of the activity related to the funds held on behalf of OSU, OSU Alumni Association, or Foundation for the McKnight Center for the Performing Arts is reported in the consolidated statements of activities. All transactions in custodial accounts increase and/or decrease assets and liabilities simultaneously and do not impact the consolidated statements of activities and/or net assets.

Oklahoma State University

Notes to Financial Statements

June 30, 2020 and 2019

(In Thousands)

Note 20: Discretely Presented Component Unit – Oklahoma State University Foundation (Not in Thousands) (Continued)

The Foundation's Level 3 gains and losses included in the change in net assets are summarized as follows:

	2020	2019
Total gains (losses) for the period included in change in net assets	<u>\$ 19,574,267</u>	<u>\$ 5,199,614</u>
Change in unrealized gains (losses) for the period included in change in net assets for assets held at the end of the reporting period	<u>\$ 19,574,267</u>	<u>\$ 5,199,614</u>

In the ordinary course of business, the Foundation is subject to risk from adverse fluctuations in foreign exchange, interest rates, and commodity prices. The Foundation manages these risks through use of derivative financial instruments, primarily future and forward contracts. These contracts are short-term commitments (approximately eight weeks) to buy or sell at a future date a commodity or currency at a contracted price and may be settled in cash or through delivery. Counterparties to these contracts are major financial institutions. The Foundation is exposed to credit loss in the event of nonperformance by these counterparties. There were no derivative assets at June 30, 2020. At June 30, 2019, the fair value of the derivative liability is \$682,967. The net value of \$682,967 is included in investments in the statement of financial position (global equity futures in the investment disclosures) and realized and unrealized gains (losses) are recorded as net investment returns in the consolidated statement of activities.

Oklahoma State University

Notes to Financial Statements

June 30, 2020 and 2019

(In Thousands)

Note 20: Discretely Presented Component Unit – Oklahoma State University Foundation (Not in Thousands) (Continued)

The Foundation's investments in certain entities that calculate net asset value (NAV) per share and for which there is not a readily determinable fair value are summarized by category as follows:

	Fair Value		Unfunded Commitments		Redemption Frequency (If Currently Eligible)	Redemption Notice Period	Gate	Lock Up Period	Holdback
	2020	2019	2020	2019					
Equities:									
Hedged equity - credit-related:									
Fund L	\$ -	\$ 4,878,942	\$ -	\$ -	Quarterly	60 days	Master Fund Level - 25%	N/A	10%
Fund Q	10,756,705	16,050,025	-	-	Quarterly	90 days	Investor Level - 25%	N/A	5%
Fund BQ	15,471,983	17,912,354	-	-	Quarterly	60 days	Master Fund Level - 20%	N/A	N/A
Fund BR	8,021,619	7,783,216	-	-	Quarterly	90 days	Investor Level - 25%	3 Year - Hard Lock	N/A
Fund DP	8,481,116	-	-	-	Quarterly	90 days	Investor Level - 25%	Year - Hard and Soft Lock	5%
Fund DV	4,610,273	-	-	-	Quarterly	90 days	Investor Level - 25%	1 Year - Hard Lock	5%
Fund DY	1,623,368	-	-	-	Quarterly	90 days	Investor Level - 25%	4 Year - Hard Lock	5%
Fund EA	3,247,666	-	-	-	Monthly	90 days	Investor Level - 25%	3 Year - Hard Lock	5%
Fund EB	5,000,000	-	-	-	Monthly	90 days	Investor Level - 25%	N/A	5%
Total hedged equity - credit-related	57,212,730	46,624,537	-	-					
Hedged equity - multistrategy funds	159,204	159,822	-	-	Illiquid	N/A	N/A	N/A	N/A
Hedged equity - long/short funds:									
Fund M	34,934,629	35,450,580	-	-	Quarterly	60 days	Investor Level - 20%	N/A	5%
Fund O	15,119,977	13,356,949	-	-	Quarterly	45 days	N/A	N/A	5%
Fund X	1,051,015	942,509	-	-	Quarterly	45 days	N/A	N/A	5%
Fund Z	20,793,497	19,571,415	-	-	Quarterly	60 days	Master Fund Level - 33%	N/A	5%
Fund AE	1,030,189	17,217,144	-	-	Quarterly	45 days	Investor Level - 25%	N/A	5%
Fund CN	13,681,499	10,109,688	-	-	Quarterly	60 days	N/A	3 Year - Soft Lock	5%
Fund CQ	10,035,048	8,443,880	-	-	Monthly	30 days	Investor Level - 25%	1 Year - Soft Lock	N/A
Fund DU	9,923,424	-	-	-	Daily	N/A	N/A	1 Year - Hard Lock	N/A
Fund DZ	3,983,549	-	-	-	Quarterly	60 days	Fund Level - 20%	3 Year - Hard Lock	5%
Fund EF	7,614,732	-	-	-	Monthly	30 days	N/A	N/A	N/A
Total hedged equity - long/short funds	118,167,559	105,092,165	-	-					
Hedged equity - diversifiers:									
Fund A	34,606,018	29,401,443	-	-	Monthly	60 days	Master Fund Level - 20%	N/A	10%
Fund J	1,776,852	19,621,980	-	-	Quarterly	45 days	Fund Level - 10%	N/A	N/A
Fund N	10,886,067	14,487,704	-	-	Quarterly	60 days	N/A	N/A	10%
Fund BK	18,518,375	9,968,261	-	-	Quarterly	65 days	N/A	N/A	5%
Fund BS	79,459	24,971,983	-	-	Monthly	60 days	N/A	N/A	5%
Fund BT	12,852,661	23,241,868	-	-	Monthly	14 days	N/A	N/A	N/A
Fund CO	2,384,258	2,433,716	-	-	Monthly	15 days	N/A	N/A	N/A
Fund CP	11,937,480	21,321,055	-	-	Monthly	26 days	N/A	N/A	10%
Fund DS	5,239,630	-	-	-	Monthly	45 days	N/A	N/A	N/A
Total hedged equity - diversifiers	98,280,800	145,448,010	-	-					
Hedged equity - event-driven									
Fund W	30,902,781	24,611,572	-	-	Biennial	90 days	N/A	2 Years - Hard Lock	5%
Fund BB	11,180,006	11,210,680	-	-	Quarterly	15 days	Investor Level - 12.5%	N/A	3%
Total hedged equity - event-driven	42,082,787	35,822,252	-	-					

Oklahoma State University

Notes to Financial Statements

June 30, 2020 and 2019

(In Thousands)

Note 20: Discretely Presented Component Unit – Oklahoma State University Foundation (Not in Thousands) (Continued)

	Fair Value		Unfunded Commitments		Redemption	Redemption		Lock Up	
	June 30,		June 30,		Frequency	Notice		Period	Holdback
	2020	2019	2020	2019	(If Currently Eligible)	Period	Gate		
Long-only - emerging markets									
Fund B	\$ 781,727	\$ 760,671	\$ -	\$ -	Daily	28 days	N/A	N/A	N/A
Fund C	4,421,334	5,560,253	-	-	Daily	28 days	N/A	N/A	N/A
Fund BI	14,955,750	26,416,413	-	-	Daily	5 days	Fund Level - 20%	N/A	N/A
Fund BV	7,763,524	9,771,390	-	-	Quarterly	45 days	N/A	3 Years - Hard Lock	N/A
Total long-only - emerging markets	27,922,335	42,508,727	-	-					
Equities:									
Long-only - international									
Fund AB	36,538,380	40,732,137	-	-	Monthly	6 days	N/A	N/A	N/A
Fund BC	14,184,251	21,702,684	-	-	Monthly	60 days	Fund Level - 20%	N/A	N/A
Fund EC	20,654,131	-	-	-	Quarterly	90 days	Fund Level - 50%	1 Year - Hard Lock	N/A
Total long-only - international	71,376,762	62,434,821	-	-					
Private equity									
Fund AF	4,406,393	5,541,695	-	-	Illiquid	N/A	N/A	N/A	N/A
Fund AG	1,964,072	2,617,177	-	-	Illiquid	N/A	N/A	N/A	N/A
Fund AH	5,920,854	7,560,198	-	-	Illiquid	N/A	N/A	N/A	N/A
Fund AL	3,021,194	6,042,171	743,319	-	Illiquid	N/A	N/A	N/A	N/A
Fund AM	95,929	96,183	-	-	Illiquid	N/A	N/A	N/A	N/A
Fund AN	417,176	718,908	-	-	Illiquid	N/A	N/A	N/A	N/A
Fund AQ	211,221	470,398	-	-	Illiquid	N/A	N/A	N/A	N/A
Fund AR	13,499,073	9,909,135	-	2,999,805	Illiquid	N/A	N/A	N/A	N/A
Fund AS	37,320,006	30,940,460	2,212,232	2,360,555	Illiquid	N/A	N/A	N/A	N/A
Fund BE	12,917,122	11,826,246	334,975	1,517,308	Illiquid	N/A	N/A	N/A	N/A
Fund BF	14,478,474	11,995,948	1,798,696	1,798,696	Illiquid	N/A	N/A	N/A	N/A
Fund BG	14,048,445	11,438,543	459,909	695,098	Illiquid	N/A	N/A	N/A	N/A
Fund BH	1,045,023	630,013	720,431	1,280,547	Illiquid	N/A	N/A	N/A	N/A
Fund BL	13,367,427	12,749,763	25,877	1,400,563	Illiquid	N/A	N/A	N/A	N/A
Fund CI	5,646,077	4,005,719	1,000,864	2,270,738	Illiquid	N/A	N/A	N/A	N/A
Fund CJ	17,036	811,003	-	-	Illiquid	N/A	N/A	N/A	N/A
Fund BW	-	1,232,882	-	-	Illiquid	N/A	N/A	N/A	N/A
Fund BX	4,299,491	2,907,095	2,800,000	3,920,000	Illiquid	N/A	N/A	N/A	N/A
Fund BY	1,968,201	2,238,299	6,511,085	7,364,833	Illiquid	N/A	N/A	N/A	N/A
Fund BZ	2,044,699	1,229,345	400,000	910,000	Illiquid	N/A	N/A	N/A	N/A
Total forward	136,687,913	124,961,181	17,007,388	26,518,143					

Oklahoma State University

Notes to Financial Statements

June 30, 2020 and 2019

(In Thousands)

Note 20: Discretely Presented Component Unit – Oklahoma State University Foundation (Not in Thousands) (Continued)

	Fair Value June 30,		Unfunded Commitments June 30,		Redemption Frequency (If Currently Eligible)	Redemption Notice Period	Gate	Lock Up Period	Holdback
	2020	2019	2020	2019					
Total forward	\$ 136,687,913	\$ 124,961,181	\$ 17,007,388	\$ 26,518,143					
Private equity (continued)									
Fund CA	383,292	207,050	132,500	292,500	Illiquid	N/A	N/A	N/A	N/A
Fund CB	1,450,369	1,191,540	980,732	1,000,000	Illiquid	N/A	N/A	N/A	N/A
Fund CC	3,173,568	1,435,045	4,060,000	5,320,000	Illiquid	N/A	N/A	N/A	N/A
Fund CD	10,039,112	8,838,756	5,135,302	1,361,660	Illiquid	N/A	N/A	N/A	N/A
Fund CE	8,502,677	7,037,926	1,657,663	3,202,868	Illiquid	N/A	N/A	N/A	N/A
Fund CM	1,862,347	1,875,000	-	-	Illiquid	N/A	N/A	N/A	N/A
Fund CR	12,921,441	4,961,922	3,115,800	-	Illiquid	N/A	N/A	N/A	N/A
Fund CS	7,077,490	2,244,629	3,911,423	7,665,803	Illiquid	N/A	N/A	N/A	N/A
Fund CT	10,963,985	3,340,096	3,033,784	6,599,988	Illiquid	N/A	N/A	N/A	N/A
Fund CU	845,019	1,008,972	-	-	Illiquid	N/A	N/A	N/A	N/A
Fund CV	1,240,770	725,838	800,000	1,200,000	Illiquid	N/A	N/A	N/A	N/A
Fund CW	690,469	2,940	6,091,260	6,940,836	Illiquid	N/A	N/A	N/A	N/A
Fund CX	12,135,518	7,713,326	6,756,847	11,330,597	Illiquid	N/A	N/A	N/A	N/A
Fund CY	1,018,798	1,011,667	-	-	Illiquid	N/A	N/A	N/A	N/A
Fund CZ	4,394,914	2,428,854	3,220,000	4,585,000	Illiquid	N/A	N/A	N/A	N/A
Fund DA	6,158,906	3,402,633	9,222,513	11,572,273	Illiquid	N/A	N/A	N/A	N/A
Fund DB	861,848	1,499,995	-	-	Illiquid	N/A	N/A	N/A	N/A
Fund DC	7,211,224	3,650,049	3,362,770	5,928,255	Illiquid	N/A	N/A	N/A	N/A
Fund DD	1,000,005	1,000,005	-	-	Illiquid	N/A	N/A	N/A	N/A
Fund DF	8,000,000	-	-	-	Illiquid	N/A	N/A	N/A	N/A
Fund DG	982,707	-	5,915,000	-	Illiquid	N/A	N/A	N/A	N/A
Fund DH	2,000,000	-	-	-	Illiquid	N/A	N/A	N/A	N/A
Fund DI	2,325,279	-	7,318,357	-	Illiquid	N/A	N/A	N/A	N/A
Fund DK	876,996	-	3,200,000	-	Illiquid	N/A	N/A	N/A	N/A
Fund DL	3,921,349	-	7,029,713	-	Illiquid	N/A	N/A	N/A	N/A
Fund DM	174,487	-	6,449,752	-	Illiquid	N/A	N/A	N/A	N/A
Fund DN	149,152	-	850,000	-	Illiquid	N/A	N/A	N/A	N/A
Fund DO	592,377	-	7,280,000	-	Illiquid	N/A	N/A	N/A	N/A
Fund DQ	2,851,496	-	-	-	Illiquid	N/A	N/A	N/A	N/A
Fund DT	214	-	6,814,174	-	Illiquid	N/A	N/A	N/A	N/A
Fund ED	275,123	-	2,700,000	-	Illiquid	N/A	N/A	N/A	N/A
Fund EE	(740)	-	14,754,766	-	Illiquid	N/A	N/A	N/A	N/A
Total private equity	250,768,105	178,537,424	130,799,744	93,517,923					
Fixed-income - global fixed-income fund									
Fund DX	502,386	-	-	-	Illiquid	N/A	N/A	N/A	N/A
Fund DR	18,302,153	-	-	-	Daily	1 day	N/A	N/A	N/A
Total fixed-income - global fixed income	18,804,539	-	-	-					

Oklahoma State University
Notes to Financial Statements
June 30, 2020 and 2019
(In Thousands)

Note 20: Discretely Presented Component Unit – Oklahoma State University Foundation (Not in Thousands) (Continued)

	Fair Value		Unfunded Commitments		Redemption Frequency (If Currently Eligible)	Redemption Notice Period	Gate	Lock Up Period	Holdback
	2020	2019	2020	2019					
Global Equity Futures	\$ 8,176,519	\$ 3,723,017	\$ -	\$ -	Daily	N/A	N/A	N/A	N/A
Private:									
Fund AT	-	28,013	-	852,156	Illiquid	N/A	N/A	N/A	N/A
Fund AU	-	57,670	-	1,208,962	Illiquid	N/A	N/A	N/A	N/A
Fund AV	5,876,579	6,291,825	1,793,076	3,138,506	Illiquid	N/A	N/A	N/A	N/A
Fund AW	817,163	1,103,761	100,000	-	Illiquid	N/A	N/A	N/A	N/A
Fund BJ	7,774,611	6,886,123	-	150,262	Illiquid	N/A	N/A	N/A	N/A
Fund CF	6,672,214	5,775,923	8,232,321	9,420,026	Illiquid	N/A	N/A	N/A	N/A
Fund CG	4,747,046	4,393,305	1,637,558	2,843,974	Illiquid	N/A	N/A	N/A	N/A
Fund DE	5,207,022	3,807,356	1,519,692	2,902,947	Illiquid	N/A	N/A	N/A	N/A
Fund DJ	1,746,989	-	222,122	-					
Total private	32,841,624	28,343,976	13,504,769	20,516,833					
	\$ 725,792,964	\$ 648,694,751	\$ 144,304,513	\$ 114,034,756					

Equities – hedged equity – credit-related – Funds which invest long and short in a variety of global debt and equity securities, with investment strategies including long/short corporate and asset-backed credit, credit arbitrage, and structured credit.

Equities – hedged equity – multi-strategy funds – Fund that invests in a wide range of global investment strategies through master feeder fund structures. The investment strategies primarily include long/short equity, arbitrage, and other relative value strategies, corporate credit, structured credit, and global currencies.

Equities – hedged equity – long/short funds – Funds which invest in global equity securities both long and short.

Equities – hedged equity – diversifier funds – Funds that invest in a wide range of global investment strategies through master feeder structures. The strategies primarily include relative value, systematic, and discretionary global macro.

Oklahoma State University

Notes to Financial Statements

June 30, 2020 and 2019

(In Thousands)

Note 20: Discretely Presented Component Unit – Oklahoma State University Foundation (Not in Thousands) (Continued)

Equities – hedged equity – event-driven funds – A fund that invests across the capital structure in a wide range of global securities, with a focus on near- to medium-term catalyst.

Equities – long-only – domestic equities fund – A fund that invests in common and preferred stock from issuers located primarily in the United States.

Equities – long-only – emerging markets funds – Funds which invest in common and preferred stock from issuers in emerging market countries.

Equities – long-only – international funds – Funds that invest in common and preferred stock from issuers in emerging market countries.

Equities – private equity funds – Funds structured as limited partnerships and trusts, which invest in a variety of areas including foreign investments, growth equities, performing, and distressed debt, emerging markets, diversified fund of funds, and mid-market growth companies. The private equity category is mature, with existing commitments in their harvest periods. The Foundation anticipates receiving half of the distributions over the next three years and then remaining distributions will decrease until fully distributed by approximately 2027. The Foundation intends to utilize these distributions to acquire additional private equity investments.

Fixed income – global fixed income fund – Fund which seeks to generate absolute returns regardless of market conditions through strategic investment in countries, currencies, sectors, and securities.

Global equity futures – Funds which invest long and short in a wide range of equities.

Real assets – private funds – Funds structured as limited partnerships to invest in private real assets. This category is mature, with existing commitments in their harvest periods. The Foundation anticipates receiving half of the distributions over the next three years and then remaining distributions will decrease until fully distributed by approximately 2027. The Foundation intends to utilize these distributions to acquire additional private equity investments.

Oklahoma State University
Notes to Financial Statements
June 30, 2020 and 2019
(In Thousands)

Note 20: Discretely Presented Component Unit – Oklahoma State University Foundation (Not in Thousands) (Continued)

The following table summarizes the valuation techniques and significant unobservable inputs used for the Foundation's assets and liabilities that are categorized within Level 3 of the fair value hierarchy:

Investment Type	Fair Value, June 30,		Valuation Techniques	Unobservable Input (c)	Range of Inputs (Weighted Average), June 30,	
	2020	2019			2020	2019
Assets						
Closely held stock	\$ 121,412,829	\$ 102,690,699	Market approach	EBITDA multiple (b)	9.86 (9.86)	8.80 (8.80)
				EBITDA transactions (b)	8.3 (8.3)	8.3 (8.3)
				Book guideline multiple (b)	1.72 (1.72)	1.49 (1.49)
			Income approach	Capitalization rate (a)	11.9% (11.9%)	12.4% (12.4%)
				Discount for lack of marketability (a)	32% (32%)	32% (32%)
Beneficial interest in trusts	12,698,686	14,126,504	Discounted cash flows	Discount rate (a)	0-1.2% (1.02%)	0-3.0% (.90%)
				Expected rate of return (d)	2.4-9.4% (5.39%)	2.4-9.4% (5.37%)
Liabilities						
Funds held on behalf of OSU	7,051,380	6,821,072	Income approach	Present value of future cash outflows (c)	-	-
				Discount rate (a)	0% (0%)	0% (0%)
Funds held on behalf of OSU Alumni Association	-	16,078,766	Income approach	Present value of future cash outflows (c)	-	-
				Discount rate (a)	0% (0%)	0% (0%)
Funds held on behalf of Cowboy Athletics	1,177,938	-	Income approach	Present value of future cash outflows (c)	-	-
				Discount rate (a)	0% (0%)	0% (0%)
Funds held on behalf of Foundation for the McKnight Center for the Performing Arts	-	10,032,101	Income approach	Present value of future cash outflows (c)	-	-
				Discount rate (a)	0% (0%)	0% (0%)

Oklahoma State University

Notes to Financial Statements

June 30, 2020 and 2019

(In Thousands)

Note 20: Discretely Presented Component Unit – Oklahoma State University Foundation (Not in Thousands) (Continued)

- a) Represents amounts used when the Foundation has determined that market participants would take into account these discounts or premiums when pricing the asset or liability.
- b) Represents amounts used when the Foundation has determined that market participants would use such multiples when pricing the investments.
- c) Significant increases or decreases in any of the above unobservable inputs in isolation may result in a significantly lower or higher fair value measurement.
- d) Represents the net fair market value of assets to be paid to the Foundation based on terms stated in the trust agreement.
- e) Represents the respective agency's ownership interest in the Foundation's investment pool, *i.e.*, the underlying assets which are measured at fair value. The unobservable inputs for the custodial liability are the same as those for the Foundation's investment pool as disclosed.

**Notes to Financial Statements –
National Center for Addiction Studies
and Treatment Foundation**

Oklahoma State University

Notes to Financial Statements

June 30, 2020 and 2019

(In Thousands)

Note 21: Discretely Presented Component Unit – National Center for Addiction Studies and Treatment (Not in Thousands)

Nature of Operations and Reporting Entity

The National Center for Addiction Studies and Treatment Foundation (the “Foundation”), is a non-profit 501(c)(3) Oklahoma corporation established in 2019. The Foundation is a component unit of Oklahoma State University. The mission of the Foundation is “to improve the lives of individuals in Oklahoma and across the nation that are affected by pain and substance abuse disorders through exceptional programs in research, education, prevention, treatment, and advocacy.”

The Foundation was created as a result of a consent settlement agreement and decree between the State of Oklahoma and Purdue Pharma, Inc. (Purdue) in March 2019. The settlement was reached as a result of litigation filed by the Attorney General of Oklahoma on behalf of the state against Purdue alleging certain actions taken by Purdue that led to the opioid crisis within the state. The settlement agreement provided for a \$102,500,000 payment to be made to the Foundation by Purdue. In addition, the owners of Purdue agreed within the settlement agreement to donate \$75,000,000 to the Foundation.

Basis of Accounting and Presentation

The accompanying financial statements of the Foundation have been prepared on the accrual basis of accounting. Revenues, expenses, gains, losses, assets, and liabilities from exchange and exchange-like transactions are recognized when the exchange transaction takes place. Operating revenues and expenses include exchange transactions. Investment income is included in nonoperating revenues (expenses). When an expense is incurred that can be paid using either restricted or unrestricted resources, the Foundation’s policy is to use prudent decision processes to determine which resources will be applied based on availability of funding, donor intent, and returns available from idle funds.

Use of Estimates

The preparation of financial statements in conformity with accounting principles generally accepted in the United States of America requires management to make estimates and assumptions that affect the reported amounts of assets and liabilities and disclosure of contingent assets and liabilities at the date of the financial statements and the reported amounts of revenues and expenses during the reporting period. Actual results could differ from those estimates.

Cash Equivalents

The Foundation considers all liquid investments with original maturities of three months or less to be cash equivalents. At December 31, 2019, cash equivalents consisted primarily of money market sweep accounts.

Oklahoma State University

Notes to Financial Statements

June 30, 2020 and 2019

(In Thousands)

Note 21: Discretely Presented Component Unit – National Center for Addiction Studies and Treatment (Not in Thousands) (Continued)

Investments and Investment Income

Investments are carried at fair value. Fair value is determined using quoted market prices. Investment income includes dividend and interest income.

Net Position

Net position of the Foundation is classified in two components on the accompanying balance sheet.

- Restricted expendable net position is made up of noncapital assets that must be used for a particular purpose, as specified by creditors, grantors, or donors external to the Foundation. At December 31, 2019, restricted expendable net position was available for support of the National Center for Addiction Studies and Treatment at Oklahoma State University's Center for Health Sciences.
- Unrestricted net position is the remaining net position that does not meet the definition of net investment in capital assets or restricted net position.

Classification of Revenues

The Foundation has classified its revenues as either operating or nonoperating revenues according to the following criteria.

Operating revenues include activities that have the characteristics of exchange transactions or nonexchange transactions that constitute the Foundation's principal ongoing operations, such as:

1. Gifts and contributions
2. Settlement income

Nonoperating revenues include activities that have the characteristics of nonexchange transactions, but do not constitute the Foundation's principal ongoing operations, such as:

1. Other revenue sources that are defined as nonoperating revenues by Governmental Accounting Standards Board (GASB) Statement No. 9, *Reporting Cash Flows of Proprietary and Nonexpendable Trust Funds and Government Entities That Use Proprietary Fund Accounting*
2. GASB Statement No. 34, such as investment income

Oklahoma State University

Notes to Financial Statements

June 30, 2020 and 2019

(In Thousands)

Note 21: Discretely Presented Component Unit – National Center for Addiction Studies and Treatment (Not in Thousands) (Continued)

Income Taxes

The Foundation is organized as an Oklahoma nonprofit corporation and has been recognized by the Internal Revenue Service (IRS) as exempt from federal income taxes under Section 501(a) of the Internal Revenue Code as an organization described in 501(c)(3). Contributions to the Foundation qualify for the charitable contribution deduction under Section 170(b)(1)(A). The Foundation is annually required to file a Return of Organization Exempt from Income Tax (Form 990) with the IRS. In addition, the Foundation is subject to income tax on net income that is derived from business activities that are unrelated to its exempt purposes. The Foundation has determined it is not subject to unrelated business income tax and has not filed an Exempt Organization Business Income Tax Return (Form 990-T) with the IRS for the year ended December 31, 2019.

Deposits

Custodial credit risk is the risk that in the event of a bank failure, the Foundation's deposits may not be returned to it. The Foundation's deposit policy for custodial credit risk requires compliance with the provisions of state law.

By Oklahoma statute, the State Treasurer is required to ensure that all state funds are either insured by the Federal Deposit Insurance Corporation (FDIC), collateralized by securities held by the cognizant Federal Reserve Bank in the Foundation's name, or invested in U.S. government obligations. At December 31, 2019, none of the Foundation's bank balances of \$25,000 were exposed to custodial credit risk.

Investments

The Foundation may legally invest in direct obligations of and other obligations guaranteed as to principal by the U.S. Treasury and U.S. agencies and instrumentalities and in bank repurchase agreements. It may also invest to a limited extent in corporate bonds and equity securities.

At December 31, 2019, the Foundation had deposits in a money market investment account of \$103,618,570, which are included in cash and cash equivalents on the accompanying balance sheet.

Interest Rate Risk

Interest rate risk is the risk that changes in interest rates will adversely affect the fair value of investments. Investments that are held for longer periods of time are subject to increased risk of adverse interest changes. Neither the Foundation nor state statutes limit investment maturities as a means of managing exposure to fair value losses arising from increasing interest rates. The money market mutual funds noted above are an investment with a maturity of less than one year because the average maturity of the funds is less than one year.

Oklahoma State University

Notes to Financial Statements

June 30, 2020 and 2019

(In Thousands)

Note 21: Discretely Presented Component Unit – National Center for Addiction Studies and Treatment (Not in Thousands) (Continued)

Credit Risk

Credit risk is the risk that the issuer or other counterparty to an investment will not fulfill its obligations. It is the Foundation's policy to limit its investments in corporate bonds to the top two ratings issued by nationally recognized statistical rating organizations. At December 31, 2019, the Foundation's investments in money market mutual funds were rated AAA by Standard & Poor's and Aaa by Moody's Investors Service.

Custodial Credit Risk

For an investment, custodial credit risk is the risk that in the event of the failure of the counterparty the Foundation will not be able to recover the value of its investment or collateral securities that are in the possession of an outside party. Investments held by counterparty are held in the Foundation's name.

Concentration of Credit Risk

The Foundation places no limit on the amount that may be invested in any one issuer. At December 31, 2019, no investments in any one organization (other than those issued or sponsored by the U.S. government) represented 5 percent of total investments.

Summary of Carrying Values

The carrying values of deposits and investments shown above are included in the accompanying balance sheet as follows:

Carrying value	
Deposits	\$ 25,000
Investments	103,618,570
	<hr/>
	\$103,643,570
	<hr/>

Oklahoma State University

Notes to Financial Statements

June 30, 2020 and 2019

(In Thousands)

Note 21: Discretely Presented Component Unit – National Center for Addiction Studies and Treatment (Not in Thousands) (Continued)

Disclosures About Fair Value of Assets

Fair value is the price that would be received to sell an asset in an orderly transaction between market participants at the measurement date. Fair value measurements must maximize the use of observable inputs and minimize the use of unobservable inputs. There is a hierarchy of three levels of inputs that may be used to measure fair value:

- Level 1** Quoted prices in active markets for identical assets.
- Level 2** Observable inputs other than Level 1 prices, such as quoted prices for similar assets, quoted prices in markets that are not active, or other inputs that are observable or can be corroborated by observable market data for substantially the full term of the assets.
- Level 3** Unobservable inputs supported by little or no market activity and significant to the fair value of the assets.

Recurring Measurements

The money market mutual funds of \$103,618,570 are recognized in the accompanying financial statements measured at fair value on a recurring basis and are considered Level 1 investments at December 31, 2019.

Investments

Where quoted market prices are available in an active market, investments are classified within Level 1 of the valuation hierarchy. If quoted market prices are not available, then fair values are estimated by using quoted prices of securities with similar characteristics or independent asset pricing services and pricing models, the inputs of which are market-based or independently sourced market parameters, including, but not limited to, yield curves, interest rates, volatilities, prepayments, defaults, cumulative loss projections, and cash flows. Such investments are classified in Level 2 of the valuation hierarchy. In certain cases where Level 1 or Level 2 inputs are not available, investments are classified within Level 3 of the hierarchy. The Foundation had no Level 2 or Level 3 investments at December 31, 2019.

Oklahoma State University

Notes to Financial Statements

June 30, 2020 and 2019

(In Thousands)

Note 21: Discretely Presented Component Unit – National Center for Addiction Studies and Treatment (Not in Thousands) (Continued)

Contributions Receivable

The contribution receivable consisted of one contribution from the owners of Purdue of \$75,000,000 to be paid out over five years beginning in January 2020 and continuing each January for the following four years. The discount rate was 2.2 percent for 2019 based on the risk-free rate of return at the time of the valuation of the contribution receivable.

The contribution receivable at December 31, 2019, consisted of:

	Less than 1 Year	1-5 Years	Total
Unconditional promises	\$ 15,000,000	\$ 60,000,000	\$ 75,000,000
Less unamortized discount	<u>(1,234,134)</u>	<u>(3,181,066)</u>	<u>(4,415,200)</u>
	<u><u>\$ 13,765,866</u></u>	<u><u>\$ 56,818,934</u></u>	<u><u>\$ 70,584,800</u></u>

Required Supplementary Information

Oklahoma State University
Required Supplementary Information
June 30, 2020 and 2019
Last 10 Fiscal Years**
(in Thousands)

Schedule of the University's Proportionate Share of the Net Pension Liability

<i>Teachers' Retirement System of Oklahoma</i>	2020	2019	2018	2017	2016	2015
University's proportion of the net pension liability	5.5440%	5.9220%	5.5830%	5.5670%	5.1780%	4.9700%
University's proportionate share of the net pension liability	\$ 366,900	\$ 360,499	\$ 374,579	\$ 475,317	\$ 314,435	\$ 269,092
University's covered-employee payroll	\$ 243,507	\$ 262,813	\$ 267,127	\$ 257,521	\$ 261,793	\$ 257,521
University's proportionate share of the net pension liability as a percentage of its covered-employee payroll	150.67%	137.17%	140.23%	184.57%	120.11%	104.49%
Plan fiduciary net position as a percentage of the total pension liability	71.56%	72.70%	69.30%	62.20%	70.30%	0.00%

The amounts presented for each fiscal year were determined as of the end of the preceding fiscal year.

** This schedule is presented to illustrate the requirements to show information for ten years. However, until a full ten-year trend is compiled, the University only presents information for those years for which information is available.

Oklahoma State University
Required Supplementary Information
June 30, 2020 and 2019
Last 10 Fiscal Years**
(in Thousands)

Schedule of University Contributions

<i>Teachers' Retirement System of Oklahoma</i>	2020	2019	2018	2017	2016	2015
Contractually required contribution	\$ 19,906	\$ 23,287	\$ 24,581	\$ 24,797	\$ 25,362	\$ 24,776
Contributions in relation to the contractually required contribution	<u>19,906</u>	<u>23,287</u>	<u>24,581</u>	<u>24,797</u>	<u>25,362</u>	<u>24,776</u>
Contribution deficiency (excess)	<u>\$ -</u>	<u>\$ -</u>	<u>\$ -</u>	<u>\$ -</u>	<u>\$ -</u>	<u>\$ -</u>
University's covered-employee payroll	\$ 243,507	\$ 262,813	\$ 267,127	\$ 257,521	\$ 261,793	\$ 257,521
Contributions as a percentage of covered-employee payroll	8.17%	8.86%	9.20%	9.63%	9.69%	9.62%

** This schedule is presented to illustrate the requirements to show information for ten years. However, until a full ten-year trend is compiled, the University only presents information for those years for which information is available.

Notes to Schedule

Benefit Changes

There were no changes to benefit terms for OTRS for the years ended June 30, 2020, 2019, or 2018.

Changes of Assumptions

Actuarial assumptions used in the June 30, 2017, valuation were changed as follows:

Salary increases were composed of 3.25 percent inflation, including 2.50 percent, plus a service-related component ranging from 0.00 percent to 8.00 percent based on years of service.

Actuarial assumptions used in the June 30, 2016, valuation were changed as follows:

Inflation was increased to 2.50 percent

Investment Rate of Return was decreased to 7.50 percent

There were no changes to assumptions in the valuation report for the years ended June 30, 2015, June 30, 2018, or June 30, 2019.

Supplementary Information

Oklahoma State University
Revenue Bond Systems Outstanding
Schedule of Revenues, Expenditures, and Changes in Fund Balance
Year Ended June 30, 2020
(in Thousands)

	SU 2002	Okmulgee Series 2004
Revenues and Other Additions		
Sales	\$ 20,966	\$ -
Other revenues	906	-
Student activity fees	1,204	327
Investment income	228	-
	<hr/>	<hr/>
Total revenues and other additions	23,304	327
	<hr/>	<hr/>
Expenditures		
Compensation and employee benefits	4,677	-
Utilities	655	-
Travel	28	-
Maintenance	670	-
Equipment purchases	341	-
Insurance	96	-
Other operating expenses	14,605	2
Telephone	39	-
	<hr/>	<hr/>
Total expenditures	21,111	2
	<hr/>	<hr/>
Transfers Among Funds		
From (to) General University funds and accounts	-	-
From (to) other funds	(1,586)	(224)
	<hr/>	<hr/>
Total transfers	(1,586)	(224)
	<hr/>	<hr/>
Net Increase for the Year	607	101
	<hr/>	<hr/>
Fund Balance, Beginning of Year	7,903	411
	<hr/>	<hr/>
Fund Balance, End of Year	\$ 8,510	\$ 512
	<hr/> <hr/>	<hr/> <hr/>

Oklahoma State University
Combining Schedule of Net Position by Campus
June 30, 2020
(in Thousands)

	Oklahoma State University Stillwater	Oklahoma State University Institute of Technology	Oklahoma State University Oklahoma City	Oklahoma State University Center for Health Sciences	Oklahoma State University Tulsa	Combined Totals
Assets						
Current assets						
Cash and cash equivalents	\$ 74,235	\$ 8,158	\$ 12,305	\$ 35,322	\$ 4,013	\$ 134,033
Accounts receivable, net	79,448	6,713	10,389	17,164	480	114,194
Investments	87,626	568	2,906	13,622	280	105,002
Interest receivable	282	-	-	2	-	284
Current portion of student loans receivable, net	1,107	-	3	-	-	1,110
Inventories	9,150	380	-	108	6	9,644
Total current assets	<u>251,848</u>	<u>15,819</u>	<u>25,603</u>	<u>66,218</u>	<u>4,779</u>	<u>364,267</u>
Noncurrent assets						
Cash and cash equivalents	77,709	2,961	2,391	42,741	3,670	129,472
Accounts receivable, net	32	-	-	-	-	32
Investments	682	207	-	-	-	889
Loans to students, net	9,964	(1)	24	(1)	-	9,986
Other postemployment benefits	2,677	168	131	362	90	3,428
Capital assets, net of accumulated depreciation	1,768,491	52,376	44,477	104,894	7,598	1,977,836
Total noncurrent assets	<u>1,859,555</u>	<u>55,711</u>	<u>47,023</u>	<u>147,996</u>	<u>11,358</u>	<u>2,121,643</u>
Total assets	<u>2,111,403</u>	<u>71,530</u>	<u>72,626</u>	<u>214,214</u>	<u>16,137</u>	<u>2,485,910</u>
Deferred outflows of resources	<u>90,245</u>	<u>7,007</u>	<u>3,875</u>	<u>8,046</u>	<u>3,354</u>	<u>112,527</u>
Liabilities						
Current liabilities						
Accounts payable	34,816	2,070	2,265	10,700	224	50,075
Unearned revenue	32,617	2,015	2,675	2,167	331	39,805
Assets held in trust for other institutions	483	-	-	-	-	483
Student and other deposits	2,573	151	131	62	26	2,943
Accrued compensated absences	9,497	704	307	2,337	212	13,057
Accrued workers' compensation claims	1,630	-	-	-	-	1,630
Current portion of revenue bonds and lease obligations	23,867	1,482	239	1,598	178	27,364
Total current liabilities	<u>105,483</u>	<u>6,422</u>	<u>5,617</u>	<u>16,864</u>	<u>971</u>	<u>135,357</u>

Oklahoma State University
Combining Schedule of Net Position by Campus
June 30, 2020
(in Thousands)

	Oklahoma State University Stillwater	Oklahoma State University Institute of Technology	Oklahoma State University Oklahoma City	Oklahoma State University Center for Health Sciences	Oklahoma State University Tulsa	Combined Totals
Noncurrent liabilities						
Accrued compensated absences	\$ 11,865	\$ 921	\$ 525	\$ 4,905	\$ 460	\$ 18,676
Landfill closure and postclosure costs	2,937	-	-	-	-	2,937
Accrued workers' compensation claims	3,118	-	-	-	-	3,118
Student deposits	299	227	-	-	-	526
Revenue bonds payable	494,075	805	-	-	-	494,880
Revenue bonds premium payable	44,880	-	-	-	-	44,880
Accounts payable for noncurrent assets	2,535	-	33	1,839	203	4,610
Accrued interest payable	5,375	15	-	-	19	5,409
Federal loan program contribution payable	10,104	-	-	-	-	10,104
Pension liability	292,408	21,558	15,944	30,972	12,136	373,018
Other postemployment benefits	12,279	748	582	1,560	379	15,548
Asset retirement obligation	519	-	1	11	1	532
OCIA capital lease obligation	42,240	3,168	3,621	1,992	6,371	57,392
ODFA master lease program	226,255	9,696	8,733	34,337	260	279,281
Obligations under other capital leases	-	-	-	-	1,118	1,118
Total noncurrent liabilities	<u>1,148,889</u>	<u>37,138</u>	<u>29,439</u>	<u>75,616</u>	<u>20,947</u>	<u>1,312,029</u>
Total liabilities	<u>1,254,372</u>	<u>43,560</u>	<u>35,056</u>	<u>92,480</u>	<u>21,918</u>	<u>1,447,386</u>
Deferred inflows of resources	<u>42,812</u>	<u>2,756</u>	<u>2,269</u>	<u>4,485</u>	<u>1,626</u>	<u>53,948</u>
Net position						
Net investment in capital assets	966,340	37,225	31,851	65,128	(532)	1,100,012
Restricted for						
Nonexpendable	539	50	-	-	-	589
Expendable						
Scholarships, research, instruction, and other	6,211	(125)	474	31	(34)	6,557
Loans	4,151	227	13	182	-	4,573
Capital projects	32,235	4,366	2,260	42,669	3,442	84,972
Debt service	19,916	(15)	-	-	(19)	19,882
Unrestricted	<u>(124,928)</u>	<u>(9,507)</u>	<u>4,578</u>	<u>17,285</u>	<u>(6,910)</u>	<u>(119,482)</u>
Total net position	<u>\$ 904,464</u>	<u>\$ 32,221</u>	<u>\$ 39,176</u>	<u>\$ 125,295</u>	<u>\$ (4,053)</u>	<u>\$ 1,097,103</u>

Oklahoma State University

Combining Schedule of Changes in Revenues, Expenses, and Net Position by Campus

Year Ended June 30, 2020

(in Thousand)

	Oklahoma State University Stillwater	Oklahoma State University Institute of Technology	Oklahoma State University Oklahoma City	Oklahoma State University Center for Health Sciences	Oklahoma State University Tulsa	Combined Totals
Operating Revenues						
Tuition and fees, net of scholarship allowance	\$ 255,983	\$ 9,596	\$ 9,270	\$ 19,369	\$ 9,014	\$ 303,232
Federal appropriations	11,446	-	-	-	-	11,446
Federal grants and contracts	62,786	1,411	16,314	18,469	1	98,981
State and local grants and contracts	13,668	32	379	3,062	-	17,141
Nongovernmental grants and contracts	30,810	(79)	868	1,776	-	33,375
Sales and services of educational departments	10,699	-	(1)	55,245	-	65,943
Auxiliary enterprises charges	176,026	7,428	3,747	104,279	704	292,184
Interest earned on loans to students	236	-	-	-	-	236
Other operating revenues	23,994	68	(12)	(4,625)	361	19,786
Total operating revenues	<u>585,648</u>	<u>18,456</u>	<u>30,565</u>	<u>197,575</u>	<u>10,080</u>	<u>842,324</u>
Operating Expenses						
Compensation and employee benefits	487,172	22,412	21,727	93,817	16,440	641,568
Contractual services	96,185	2,282	15,771	107,006	1,485	222,729
Supplies and materials	38,968	2,714	765	3,636	483	46,566
Utilities	30,323	867	660	1,042	391	33,283
Communications	3,502	129	116	791	162	4,700
Other operating expenses	51,643	3,697	2,418	12,596	1,444	71,798
Scholarships and fellowships	50,356	2,487	7,189	3,572	168	63,772
Depreciation expense	77,043	2,673	2,161	4,178	728	86,783
Total operating expenses	<u>835,192</u>	<u>37,261</u>	<u>50,807</u>	<u>226,638</u>	<u>21,301</u>	<u>1,171,199</u>
Operating loss	<u>(249,544)</u>	<u>(18,805)</u>	<u>(20,242)</u>	<u>(29,063)</u>	<u>(11,221)</u>	<u>(328,875)</u>
Nonoperating Revenues (Expenses)						
State appropriations	151,070	11,607	10,660	17,392	8,551	199,280
On-behalf payments from OTRS	13,410	826	743	2,000	551	17,530
Federal and state grants and contracts	61,618	5,721	9,676	144	-	77,159
Gifts	37,654	769	79	1,065	548	40,115
Investment income, net	6,016	163	148	662	89	7,078
Interest expense	(29,092)	(606)	(505)	(1,516)	(344)	(32,063)
Net nonoperating revenues	<u>240,676</u>	<u>18,480</u>	<u>20,801</u>	<u>19,747</u>	<u>9,395</u>	<u>309,099</u>
Income (loss) before other revenues, expenses, gains, and losses	(8,868)	(325)	559	(9,316)	(1,826)	(19,776)
Capital from grants, gifts, and affiliates	102,923	59	67	114	4	103,167
State appropriations restricted for capital purposes	955	772	772	-	772	3,271
On-behalf payments for OCIA capital leases	1,971	151	173	95	305	2,695
State school land funds	7,786	-	-	-	-	7,786
Additions of permanent endowments	4	-	-	-	-	4
	(3,062)	(9)	-	(760)	-	(3,831)
Other additions, net	9,039	35	-	12,400	1,050	22,524
Interagency transfers	(51)	-	-	60	(9)	-
Net Increase in Net Position	<u>110,697</u>	<u>683</u>	<u>1,571</u>	<u>2,593</u>	<u>296</u>	<u>115,840</u>
Net Position - Beginning of Year	<u>793,767</u>	<u>31,538</u>	<u>37,605</u>	<u>122,702</u>	<u>(4,349)</u>	<u>981,263</u>
Net Position - End of Year	<u>\$ 904,464</u>	<u>\$ 32,221</u>	<u>\$ 39,176</u>	<u>\$ 125,295</u>	<u>\$ (4,053)</u>	<u>\$ 1,097,103</u>

Oklahoma State University
Summary Schedule of Expenditures of Federal Awards
Year Ended June 30, 2020

Type A Programs

Research and Development

Agency for Intl Development	\$ 75,267
Department of Agriculture	8,815,816
Department of Commerce	320,447
Department of Defense	2,486,418
Department of Education	15,923
Department of Energy	4,256,521
Department of Health and Human Services	11,652,984
Department of Homeland Security	232,161
Department of Interior	1,134,296
Department of Justice	356,768
Department of Transportation	2,036,315
Environmental Protection Agency	297,942
General Services Administration	70,732
National Aeronautics and Space Administration	781,634
Institute of Museum and Library Services	2,054
National Endowment of the Humanities	77,126
National Science Foundation	9,663,458
Total Research and Development	<u>42,275,862</u>

Student Financial Assistance

Stillwater Campus	
Department of Education	
Federal Pell Grant Program	25,609,622
Federal Supplemental Educational Opportunity Grants	895,235
Federal Work-Study Program	981,990
Federal Direct Student Loans	134,714,796
Federal Perkins Loan Program	11,676,618
Other Department of Education	123,074
Total Department of Education	<u>174,001,335</u>
Other Federal Agencies	<u>1,265,379</u>
Total Student Financial Assistance-	
Stillwater Campus	<u>175,266,714</u>

Okmulgee Campus

Department of Education	
Federal Pell Grant Program	3,008,825
Federal Supplemental Educational Opportunity Grants	326,733
Federal Work-Study Program	364,417
Federal Direct Student Loans	7,319,908
Total Department of Education	<u>11,019,883</u>

Oklahoma State University
Summary Schedule of Expenditures of Federal Awards
Year Ended June 30, 2020

Oklahoma City Campus	
Department of Education	
Federal Pell Grant Program	\$ 6,736,375
Federal Supplemental Educational Opportunity Grants	258,881
Federal Work-Study Program	136,867
Federal Direct Student Loans	8,206,801
Total Department of Education	<u>15,338,924</u>
Total Student Financial Assistance-	
Oklahoma City Campus	<u>15,338,924</u>
Center for Health Sciences	
Department of Education	
Federal Work-Study Program	89,277
Federal Direct Student Loans	18,330,096
Federal Perkins Loan Program	118,685
Total Department of Education	<u>18,538,058</u>
Other Federal Agencies	<u>27,482</u>
Total Student Financial Assistance-	
Center for Health Sciences	<u>18,565,540</u>
Tulsa Campus	
Department of Education	
Federal Work-Study Program	1,132
Total Department of Education	<u>1,132</u>
Total Student Financial Assistance-	
Tulsa Campus	<u>1,132</u>
Total Student	
Financial Assistance	<u>220,192,193</u>
Other Type A Programs	
Department of Agriculture	6,736,079
Department of Education	18,928,406
Department of Health and Human Services	5,350,706
Department of Labor	13,705,662
National Aeronautics and Space Administration	9,461,977
Total Other Type A Programs	<u>54,182,830</u>
Total Type A Programs	<u>316,650,885</u>

Oklahoma State University
Summary Schedule of Expenditures of Federal Awards
Year Ended June 30, 2020

Department of Agriculture - SNAP Cluster	\$ 2,074,754
Department of Agriculture - Child Nutrition Cluster	10,537
Department of Agriculture - Foreign Food Aid Donation Cluster	1,458
Department of Commerce - Economic Development Cluster	50,267
Department of Education - Special Education Cluster (IDEA)	1,080,136
Department of Education - TRIO Cluster	1,807,732
Department of Health and Human Services - CCDF Cluster	79,741
Department of Health and Human Services - Head Start Cluster	35,116
Department of Health and Human Services - Medicaid Cluster	65,837
Department of Interior - Fish and Wildlife Cluster	1,198,736
Department of Transportation - Highway Planning & Construction Cluster	631,691
Department of Transportation - Highway Safety Cluster	14,386
Department of Agriculture	3,213,781
Department of Commerce	642,813
Department of Defense	530,470
Department of Education	1,408,257
Department of Energy	47,141
Department of Health and Human Services	8,921,920
Department of Health and Human Services - CARES Act Funding	12,516
Department of Homeland Security	197,599
Department of Justice	70,251
Department of Labor	1,202,832
Department of State	115,687
Department of Transportation	3,346,938
Environmental Protection Agency	94,250
National Endowment for the Humanities	7,641
Small Business Administration	203,001
Other Federal Agencies	3,001
	<hr/>
Total Type B Programs	27,068,489
	<hr/>
Total Federal Awards	\$ 343,719,374
	<hr/> <hr/>

Oklahoma State University

Notes to Summary Schedule of Expenditures of Federal Awards

Year Ended June 30, 2020

Notes to Schedule

1. Basis of Presentation

The financial statements include the accounts of all agencies of Oklahoma State University (the “General University”) and the accounts of the Oklahoma State University Research Foundation (OSURF), collectively referred to as the “University.” The accompanying Schedule of Expenditures of Federal Awards (the “Schedule”) includes all Federal awards and other Federal assistance of the University for the year ended June 30, 2020. The information in this Schedule is presented in accordance with the requirements of Title 2 U.S. *Code of Federal Regulations* Part 200, *Uniform Administrative Requirements, Cost Principles and Audit Requirements for Federal Awards* (Uniform Guidance). Because the Schedule presents only a selected portion of the operations of the University, it is not intended and does not present the financial position, changes in net position, or cash flows of the University.

For purposes of the Schedule, Federal awards include all grants, contracts, and similar agreements entered into directly between the University and agencies and departments of the Federal government, Federal appropriations to land grant universities, and all subawards to the University by nonfederal organizations pursuant to Federal grants, contracts, and similar agreements. As described in the Uniform Guidance document, the federal awards have been classified into two categories; Type A programs and Type B programs. Type A programs are defined by Uniform Guidance as Federal programs with Federal awards expended during the audit period exceeding the larger of \$3,000,000 or 0.3 percent of total Federal awards expended, and Type B programs are all other Federal programs. For the year ended June 30, 2020, the dollar threshold used to distinguish between Type A Federal programs and Type B Federal programs was \$3,000,000.

Type A programs include the following:

A. Research and Development

Includes Federal appropriations to the Agricultural Experiment Station and awards for research and development work under grants and contracts with agencies and divisions of the Federal government.

B. Student Financial Assistance

Includes certain awards to provide financial assistance to students, primarily under the Federal Pell Grant, Federal Work-Study, and Federal Supplemental Educational Opportunity Grant programs of the Department of Education. The University receives awards to make loans to eligible students under certain Federal student loan programs.

Oklahoma State University
Notes to Summary Schedule of Expenditures of Federal Awards
Year Ended June 30, 2020

C. Other Type A Programs

Includes Department of Agriculture, Department of Labor, National Aeronautics and Space Administration, Department of Education, and Department of Health and Human Services.

Catalog of Federal Assistance (CFDA):

The University has obtained CFDA numbers to ensure that all Federal programs have been identified in the Schedule. CFDA numbers for applicable programs have been appropriately listed by those programs.

Federal Pass-through Funds:

The University passes through certain Funds to subgrantee organizations. Expenditures incurred by the subgrantees and reimbursed by the University are included in the Schedule.

The University is also the subrecipient of Federal funds that are reported as expenditures and included in the Schedule. The Detailed Schedule of Federal Awards denotes funding sources for pass-through funds. Federal awards other than those indicated as pass-through are denoted as Federal direct funds.

2. Summary of Significant Accounting Policies

For purposes of the Schedule, expenditures for Federal award programs are recognized on the accrual basis of accounting.

Such expenditures are recognized following the cost principles contained in either A-21, Cost Principles for Educational Institutions or the Uniform Guidance, wherein certain types of expenditures are not allowable or are limited as to reimbursement. Negative amounts shown on the Schedule represent adjustments or credits made in the normal course of business to amounts reported as expenditures in prior years. Oklahoma State University has elected not to use the 10 percent de minimis indirect cost rate allowed under the Uniform Guidance. Moreover, expenditures include a portion of costs associated with general University activities, which are allocated to federal awards under negotiated formulas, referred to as Facilities and Administrative Costs (F&A). The University uses an F&A rate that has been negotiated with the Office of Naval Research (ONR) in accordance with 2 CFR Part 200. Restricted grants and contracts and other agreements are recognized when funds are expended in accordance with grant provisions.

Oklahoma State University

Notes to Summary Schedule of Expenditures of Federal Awards

Year Ended June 30, 2020

3. Federal Student Loan Programs

A. Federal Perkins Loan Program and Health Professions Student Loan Program

The Federal Perkins Loan Program (Perkins) and the Health Professions Student Loan Program (HPSL) are administered directly by the University, and balances and transactions relating to these programs are included in the University's general purpose financial statements.

The balances of loans outstanding at June 30, 2020, under Federal student loan programs are summarized as follows:

	<u>Perkins</u>	<u>HPSL</u>
CFDA	84.038	93.342
Student loans receivable at June 30, 2020		
Stillwater Campus	\$ 10,312,794	\$ 1,132,903
Center for Health Sciences	-	1,985

B. Federal Direct Student Loans

Under the Federal Direct Student Loans Program, the Department of Education makes loans to enable a student or parent to pay the costs of the student's attendance at a postsecondary school. This Program enables an eligible student or parent to obtain a loan to pay for the student's cost of attendance directly through the University rather than through private lenders. The Stillwater campus began participation in the Direct Loan Program July 1, 1995. As a university qualified to originate loans, the University is responsible for handling the complete loan process, including funds management. The University is not responsible for the collection of these loans.

Oklahoma State University
Notes to Summary Schedule of Expenditures of Federal Awards
Year Ended June 30, 2020

4. Subrecipients

Of the federal expenditures presented in the Schedule, the University provided federal awards to subrecipients as follows:

Type A Programs

Research and Development

Department of Agriculture	\$ 342,270
Department of Commerce	50,770
Department of Defense	98,208
Department of Energy	268,383
Department of Health and Human Services	1,654,365
Department of Homeland Security	29,159
Department of Interior	150,015
Department of Transportation	74,546
Environmental Protection Agency	16,125
National Aeronautics and Space Administration	302,749
National Science Foundation	1,658,017
Other Federal Agencies	23,279
	<hr/>
Total Research and Development	4,667,886

Other Type A Programs

Department of Agriculture	637,890
Department of Labor	11,822,830
National Aeronautics and Space Administration	334,419
Department of Health and Human Services	5,350,706
	<hr/>
Total Other Type A Programs	18,145,845
	<hr/>
Total Type A Programs	22,813,731

Type B Programs

Department of Agriculture	122,179
Department of Commerce	29,328
Department of Education	46,442
Department of Health and Human Services	259,255
Department of Interior	16,862
Department of Transportation	93,992
	<hr/>
Total Type B Programs	568,058

Total Amount Provided to Subrecipients	<hr/> <hr/> \$ 23,381,789
--	---------------------------

Oklahoma State University
Notes to Summary Schedule of Expenditures of Federal Awards
Year Ended June 30, 2020

5. Detailed Schedule of Expenditures of Federal Awards

The accompanying detailed schedules of expenditures of Federal awards for the University at Appendix A are an integral part of the Schedule of Expenditures of Federal Awards.

**Report on Internal Control Over
Financial Reporting and on Compliance and Other Matters Based on an
Audit of Financial Statements Performed in Accordance with
Government Auditing Standards**

Independent Auditor's Report

Board of Regents for the
Oklahoma Agricultural and Mechanical Colleges
Oklahoma State University
Oklahoma City, Oklahoma

We have audited, in accordance with auditing standards generally accepted in the United States of America and the standards applicable to financial audits contained in *Government Auditing Standards*, issued by the Comptroller General of the United States, the financial statements of the business-type activities and the aggregate discretely presented component units of Oklahoma State University ("the University"), as of and for the year ended June 30, 2020, and the related notes to the financial statements, which collectively comprise the University's basic financial statements, and have issued our report thereon dated October 30, 2020. Our report includes a reference to other auditors who audited the financial statements of Oklahoma State University Foundation (OSUF), as described in our report on the University's financial statements. The financial statements, of Oklahoma State University Foundation and National Center for Addiction Studies and Treatment Foundation (NCAT), the aggregate discretely presented component units were not audited in accordance with *Government Auditing Standards* and accordingly, this report does not include reporting on internal control over financial reporting or instances of reportable noncompliance associated with OSUF or NCAT.

Internal Control Over Financial Reporting

In planning and performing our audit of the financial statements, we considered the University's internal control over financial reporting (internal control) as a basis for designing the audit procedures that are appropriate in the circumstances for the purpose of expressing our opinions on the financial statements, but not for the purpose of expressing an opinion on the effectiveness of the University's internal control. Accordingly, we do not express an opinion on the effectiveness of the University's internal control.

A deficiency in internal control exists when the design or operation of a control does not allow management or employees, in the normal course of performing their assigned functions, to prevent or detect and correct misstatements on a timely basis. A material weakness is a deficiency, or a combination of deficiencies, in internal control, such that there is a reasonable possibility that a material misstatement of the entity's financial statements will not be prevented or detected and corrected on a timely basis. A significant deficiency is a deficiency, or a combination of deficiencies, in internal control that is less severe than a material weakness, yet important enough to merit attention by those charged with governance.

Board of Regents for the
Oklahoma Agricultural and Mechanical Colleges
Oklahoma State University

Our consideration of internal control was for the limited purpose described in the first paragraph of this section and was not designed to identify all deficiencies in internal control that might be material weaknesses or significant deficiencies. Given these limitations, during our audit we did not identify any deficiencies in internal control that we consider to be material weaknesses. However, material weaknesses may exist that have not been identified.

Compliance and Other Matters

As part of obtaining reasonable assurance about whether the University's financial statements are free from material misstatement, we performed tests of its compliance with certain provisions of laws, regulations, contracts, and grant agreements, noncompliance with which could have a direct and material effect on the financial statements. However, providing an opinion on compliance with those provisions was not an objective of our audit, and accordingly, we do not express such an opinion. The results of our tests disclosed no instances of noncompliance or other matters that are required to be reported under *Government Auditing Standards*.

Purpose of this Report

The purpose of this report is solely to describe the scope of our testing of internal control and compliance and the results of that testing, and not to provide an opinion on the effectiveness of the entity's internal control or on compliance. This report is an integral part of an audit performed in accordance with *Government Auditing Standards* in considering the entity's internal control and compliance. Accordingly, this communication is not suitable for any other purpose.

BKD, LLP

Springfield, Missouri
October 30, 2020

Report on Compliance for Each Major Federal Program and Report on Internal Control Over Compliance

Independent Auditor's Report

Board of Regents for the
Oklahoma Agricultural and Mechanical Colleges
Oklahoma State University
Oklahoma City, Oklahoma

Report on Compliance for Each Major Federal Program

We have audited Oklahoma State University's (the "University") compliance with the types of compliance requirements described in the *OMB Compliance Supplement* that could have a direct and material effect on each of the University's major federal programs for the year ended June 30, 2020. The University's major federal programs are identified in the summary of auditor's results section of the accompanying schedule of findings and questioned costs.

Management's Responsibility

Management is responsible for compliance with federal statutes, regulations, and the terms and conditions of its federal awards applicable to its federal programs.

Auditor's Responsibility

Our responsibility is to express an opinion on compliance for each of the University's major federal programs based on our audit of the types of compliance requirements referred to above. We conducted our audit of compliance in accordance with auditing standards generally accepted in the United States of America; the standards applicable to financial audits contained in *Government Auditing Standards*, issued by the Comptroller General of the United States; and the audit requirements of Title 2 U.S. *Code of Federal Regulations* Part 200, *Uniform Administrative Requirements, Cost Principles, and Audit Requirements for Federal Awards* (Uniform Guidance). Those standards and the Uniform Guidance require that we plan and perform the audit to obtain reasonable assurance about whether noncompliance with the types of compliance requirements referred to above that could have a direct and material effect on a major federal program occurred. An audit includes examining, on a test basis, evidence about the University's compliance with those requirements and performing such other procedures as we considered necessary in the circumstances.

We believe that our audit provides a reasonable basis for our opinion on compliance for each major federal program. However, our audit does not provide a legal determination of the University's compliance.

Opinion on Each Major Federal Program

In our opinion, the University complied, in all material respects, with the types of compliance requirements referred to above that could have a direct and material effect on each of its major federal programs for the year ended June 30, 2020.

Other Matters

The results of our auditing procedures disclosed instances of noncompliance that are required to be reported in accordance with the Uniform Guidance and which are described in the accompanying schedule of findings and questioned costs as item 2020-001. Our opinion on each major federal program is not modified with respect to this matter.

The University's response to the noncompliance finding identified in our audit is described in the accompanying schedule of findings and questioned costs. The University's response was not subjected to the auditing procedures applied in the audit of compliance, and accordingly, we express no opinion on the response.

Report on Internal Control Over Compliance

Management of the University is responsible for establishing and maintaining effective internal control over compliance with the types of compliance requirements referred to above. In planning and performing our audit of compliance, we considered the University's internal control over compliance with the types of requirements that could have a direct and material effect on each major federal program to determine the auditing procedures that are appropriate in the circumstances for the purpose of expressing an opinion on compliance for each major federal program and to test and report on internal control over compliance in accordance with the Uniform Guidance, but not for the purpose of expressing an opinion on the effectiveness of internal control over compliance. Accordingly, we do not express an opinion on the effectiveness of the University's internal control over compliance.

A deficiency in internal control over compliance exists when the design or operation of a control over compliance does not allow management or employees, in the normal course of performing their assigned functions, to prevent or detect and correct noncompliance with a type of compliance requirement of a federal program on a timely basis. A material weakness in internal control over compliance is a deficiency, or a combination of deficiencies, in internal control over compliance, such that there is a reasonable possibility that material noncompliance with a type of compliance requirement of a federal program will not be prevented or detected and corrected on a timely basis. A significant deficiency in internal control over compliance is a deficiency, or a combination of deficiencies, in internal control over compliance with a type of compliance requirement of a federal program that is less severe than a material weakness in internal control over compliance, yet important enough to merit attention by those charged with governance.

Our consideration of internal control over compliance was for the limited purpose described in the first paragraph of this section and was not designed to identify all deficiencies in internal control over compliance that might be material weaknesses or significant deficiencies, and therefore, material weaknesses or significant deficiencies may exist that have not been identified. We did not identify any deficiencies in internal control over compliance that we consider to be material weaknesses. However, we did identify a certain deficiency in internal control over compliance, described in the accompanying schedule of findings and questioned costs as item 2020-001, that we consider to be a significant deficiency.

Board of Regents for the
Oklahoma Agricultural and Mechanical Colleges
Oklahoma State University

The University's response to the internal control over compliance finding identified in our audit is described in the accompanying schedule of findings and questioned costs. The University's response was not subjected to the auditing procedures applied in the audit of compliance, and accordingly, we express no opinion on the response.

The purpose of this report on internal control over compliance is solely to describe the scope of our testing of internal control over compliance and the results of that testing based on the requirements of the Uniform Guidance. Accordingly, this report is not suitable for any other purpose.

BKD, LLP

Springfield, Missouri
May 12, 2021

Oklahoma State University
Schedule of Findings and Questioned Costs
Year Ended June 30, 2020

Summary of Auditor's Results

Financial Statements

1. The type of report the auditor issued on whether the financial statements audited were prepared in accordance with accounting principles generally accepted in the United States of America (GAAP) was:
☒ Unmodified ☐ Qualified ☐ Adverse ☐ Disclaimer

2. The independent auditor's report on internal control over financial reporting disclosed:
Significant deficiency(ies)? ☐ Yes ☒ None reported
Material weakness(es)? ☐ Yes ☒ No

3. Noncompliance considered material to the financial statements was disclosed by the audit? ☐ Yes ☒ No

Federal Awards

4. The independent auditor's report on internal control over compliance for major federal awards programs disclosed:
Significant deficiency(ies)? ☒ Yes ☐ None reported
Material weakness(es)? ☐ Yes ☒ No

5. The opinion expressed in the independent auditor's report on compliance for major federal awards was:
☒ Unmodified ☐ Qualified ☐ Adverse ☐ Disclaimer

6. The audit disclosed findings required to be reported by 2 CFR 200.516(a)? ☒ Yes ☐ No

Oklahoma State University
Schedule of Findings and Questioned Costs
Year Ended June 30, 2020

7. The University's major programs were:

Cluster/Program	CFDA Number
Federal Student Assistance Cluster	
Federal Supplemental Educational Opportunity Grants	84.007
Federal Work Study Program	84.033
Federal Perkins Loan Program	84.038
Federal Pell Grant Program	84.063
Federal Direct Student Loans	84.268
Teacher Education Assistance for College and Higher Education Grants	84.379
Health Professions Student Loans	93.342
Higher Education Emergency Relief Fund (HEERF)	84.425E and F
Small Rural Hospital Improvement Grant Program	93.301
Research and Development Cluster	*
Department of Agriculture – Cooperative Extension	10.500

* See detailed Schedule of Expenditures of Federal Awards for identification of CFDA numbers applicable to the major programs.

8. The threshold used to distinguish between Type A and Type B programs was \$3,000,000.

9. The University qualified as a low-risk auditee? ☒ Yes ☐ No

Oklahoma State University
Schedule of Findings and Questioned Costs
Year Ended June 30, 2020

Findings Required to be Reported by *Government Auditing Standards*

**Reference
Number**

Summary of Finding

No matters are reportable.

Oklahoma State University

Schedule of Findings and Questioned Costs

Year Ended June 30, 2020

Findings Required to be Reported by the Uniform Guidance

Reference Number	Summary of Finding
2020-001	<p>CFDA Number 93.301 Small Rural Hospital Improvement Grant Program; U.S. Department of Health and Human Services, Health Resources and Services Administration; Year 2019-2020</p> <p>Criteria or Specific Requirement – Subrecipient Monitoring</p> <p>Condition – The University receives Small Rural Hospital Improvement Grant funding as a pass through entity, to provide funding for hospitals that are deemed subrecipients. The University's system of internal control did not identify this grant as having subawards, thus they did not initiate their standard subrecipient monitoring procedures. As a result, certain information required to be provided to the subrecipients was not included in the subaward documents and monitoring did not include determining whether the subrecipients complied with the single audit requirements.</p> <p>Questioned costs – None</p> <p>Context – Based on the grant budget, the University believed the disbursements to be contractual in nature, and not a subaward. Our testing demonstrated that a portion of the required subrecipient monitoring procedures were performed by University personnel.</p> <p>Effect – The University did not perform certain procedures to address all subrecipient monitoring duties including inquiry as to whether the subrecipients were suspended or debarred; inquiry as to whether the subrecipients received an audit to allow the University to know whether follow up action was required related to findings, and the CFDA number was not provided to the subrecipients in their communications.</p> <p>Cause – Based on the grant budget, the University believed the disbursements to be contractual in nature, and not a subaward. This resulted in the University not initiating their protocol for subrecipient monitoring.</p> <p>Recommendation – The University should strengthen the internal controls surrounding identification of subawards.</p> <p>Views of Responsible Officials and Planned Corrective Actions – Management believes the original SHIP grant was set up correctly as a professional contract. The Agency awarded the funds as contractual services which precluded the need for any sub recipient monitoring or additional measures. While the Agency has provided conflicting answers to this issue, they have stated that issuing the COVID-SHIP funds as professional services is acceptable and that FFATA reporting was not applicable to the original SHIP grant since the program was authorized prior to the FFATA reporting requirement. Management will continue to work with the Agency to determine if any changes need to be made to the SHIP and/or COVID-SHIP grants going forward.</p>

Oklahoma State University
Summary Schedule of Prior Audit Findings
Year Ended June 30, 2020

Reference Number	Summary of Finding	Status
No matters are reportable.		

					FUNDING SOURCE*			
					FF - FEDERAL DIRECT			
					SF - FEDERAL PASS THROUGH STATE			
					PF - FEDERAL PASS THROUGH PRIVATE			
Pgm	OSU Title of Project	CFDA	Expenditures	Amounts Passed Through to Subrecipients	Federal Agency Name	OSU Sponsor	Agreement Number(s)	Fd Srce
TYPE A PROGRAMS								
RESEARCH AND DEVELOPMENT								
DEPARTMENT OF AGRICULTURE								
RSCH	Molecular Basis of Host Plant Resis	10.001	33,386	0	AGRICULTURE, DEPARTMENT OF / AGRICULTURAL RESEARCH SERVICE	U.S. Department of Agriculture	58-3072-8-010	FF
RSCH	Rocatelí-Determine Greenhouse Gas	10.001	111,834	0	AGRICULTURE, DEPARTMENT OF / AGRICULTURAL RESEARCH SERVICE	U.S. Department of Agriculture	5830706003	FF
RSCH	Yan-Areawide Pest Management of the	10.001	25,512	0	AGRICULTURE, DEPARTMENT OF / AGRICULTURAL RESEARCH SERVICE	U.S. Department of Agriculture	5830726014	FF
RSCH	Royer-Areawide Pest Management of t	10.001	55,918	0	AGRICULTURE, DEPARTMENT OF / AGRICULTURAL RESEARCH SERVICE	U.S. Department of Agriculture	5830726009	FF
RSCH	Hoback-Temperature Dependand Develo	10.001	36,401	0	AGRICULTURE, DEPARTMENT OF / AGRICULTURAL RESEARCH SERVICE	U.S. Department of Agriculture	5830726015	FF
RSCH	Sustaining Beef Production on the D	10.001	(3,544)	0	AGRICULTURE, DEPARTMENT OF / AGRICULTURAL RESEARCH SERVICE	U.S. Department of Agriculture	5830745004	FF
RSCH	Sustainable Beef-Forage Systems for	10.001	2,094	0	AGRICULTURE, DEPARTMENT OF / AGRICULTURAL RESEARCH SERVICE	U.S. Department of Agriculture	5830705008	FF
RSCH	Rocatelí-Sustainable Beef-Forage Sy	10.001	3,746	0	AGRICULTURE, DEPARTMENT OF / AGRICULTURAL RESEARCH SERVICE	U.S. Department of Agriculture	5830705008	FF
RSCH	Vitale-Areawide Pest Management of	10.001	22,205	0	AGRICULTURE, DEPARTMENT OF / AGRICULTURAL RESEARCH SERVICE	U.S. Department of Agriculture	5830726010	FF
RSCH	Giles-Areawide Pest Management	10.001	25,880	0	AGRICULTURE, DEPARTMENT OF / AGRICULTURAL RESEARCH SERVICE	U.S. Department of Agriculture	5830726007	FF
RSCH	Damicone-Development of Improved Hi	10.001	10,705	0	AGRICULTURE, DEPARTMENT OF / AGRICULTURAL RESEARCH SERVICE	U.S. Department of Agriculture	5830726016	FF
RSCH	Giles-Quantifying Host Plant Resist	10.001	23,517	0	AGRICULTURE, DEPARTMENT OF / AGRICULTURAL RESEARCH SERVICE	U.S. Department of Agriculture	58-3072-6-019	FF
RSCH	Wang-In-Field Peanut Canopy Phenoty	10.001	(585)	0	AGRICULTURE, DEPARTMENT OF / AGRICULTURAL RESEARCH SERVICE	U.S. Department of Agriculture	5830726017	FF
RSCH	Lofton-Areawide Pest Management of	10.001	21,514	0	AGRICULTURE, DEPARTMENT OF / AGRICULTURAL RESEARCH SERVICE	U.S. Department of Agriculture	5830726008	FF
RSCH	Ochsner-Calibration and Validation	10.001	17,686	0	AGRICULTURE, DEPARTMENT OF / AGRICULTURAL RESEARCH SERVICE	U.S. Department of Agriculture	5880427059	FF
RSCH	Operation of the ARS Micronet	10.001	106,376	101,405	AGRICULTURE, DEPARTMENT OF / AGRICULTURAL RESEARCH SERVICE	U.S. Department of Agriculture	58-3070-8-005	FF
RSCH	The Short and Long-term Behavioral	10.001	16,485	0	AGRICULTURE, DEPARTMENT OF / AGRICULTURAL RESEARCH SERVICE	U.S. Department of Agriculture	58-3070-8-009	FF
RSCH	Impact of a Plains Production syste	10.001	32,016	91	AGRICULTURE, DEPARTMENT OF / AGRICULTURAL RESEARCH SERVICE	U.S. Department of Agriculture	58-3020-8-018	FF
RSCH	Monitoring and Molecular Characteri	10.001	15,299	0	AGRICULTURE, DEPARTMENT OF / AGRICULTURAL RESEARCH SERVICE	U.S. Department of Agriculture	58-8062-8-017	FF
RSCH	Population Diversity of Pythium Cry	10.001	4,778	0	AGRICULTURE, DEPARTMENT OF / AGRICULTURAL RESEARCH SERVICE	U.S. Department of Agriculture	5820725022	FF
RSCH	Irrigation Management and Efficienc	10.001	94,021	0	AGRICULTURE, DEPARTMENT OF / AGRICULTURAL RESEARCH SERVICE	U.S. Department of Agriculture	5830705007	FF
RSCH	Wheat High Yielding	10.001	5,760	0	AGRICULTURE, DEPARTMENT OF / AGRICULTURAL RESEARCH SERVICE	U.S. Department of Agriculture	5862174006	FF
RSCH	Ars Meat Quality	10.001	7,722	0	AGRICULTURE, DEPARTMENT OF / AGRICULTURAL RESEARCH SERVICE	U.S. Department of Agriculture	5862184013	FF
RSCH	Development of an Interactive Spati	10.025	11,874	0	AGRICULTURE, DEPARTMENT OF / ANIMAL AND PLANT HEALTH INSPECTION SERVICE	U.S. Department of Agriculture	AP20VSD&B000C010	FF
RSCH	Development and validation of E-pro	10.025	50,974	0	AGRICULTURE, DEPARTMENT OF / ANIMAL AND PLANT HEALTH INSPECTION SERVICE	U.S. Department of Agriculture	AP18PPQS&T00C213	FF
RSCH	E-probe Diagnostic Nucleic Acid Ana	10.025	6,327	0	AGRICULTURE, DEPARTMENT OF / ANIMAL AND PLANT HEALTH INSPECTION SERVICE	U.S. Department of Agriculture	AP19PPQA&T00C003	FF
RSCH	E-probe Diagnostic Nucleic acid Ana	10.025	17,957	0	AGRICULTURE, DEPARTMENT OF / ANIMAL AND PLANT HEALTH INSPECTION SERVICE	U.S. Department of Agriculture	AP19PPQS&T00C180	FF
RSCH	Updated Lucid Key Species Descripti	10.025	35,856	10,237	AGRICULTURE, DEPARTMENT OF / ANIMAL AND PLANT HEALTH INSPECTION SERVICE	U.S. Department of Agriculture	AP19PPQS&T00C038	FF
RSCH	Pathogen Survival in Large Scale Ca	10.025	49,944	0	AGRICULTURE, DEPARTMENT OF / ANIMAL AND PLANT HEALTH INSPECTION SERVICE	U.S. Department of Agriculture	AP19VSCEAH00C006	FF
RSCH	FMD-Infected Cattle in Feedlots	10.025	30,836	0	AGRICULTURE, DEPARTMENT OF / ANIMAL AND PLANT HEALTH INSPECTION SERVICE	U.S. Department of Agriculture	AP19VSCEAH00C022	FF
RSCH	FY 19 NAHLN Lab Level 1 Designation	10.025	272,430	0	AGRICULTURE, DEPARTMENT OF / ANIMAL AND PLANT HEALTH INSPECTION SERVICE	U.S. Department of Agriculture	AP19SVNSVL00C014	FF
RSCH	Pathogen Survival in Large Scale Ca	10.025	100,501	0	AGRICULTURE, DEPARTMENT OF / ANIMAL AND PLANT HEALTH INSPECTION SERVICE	U.S. Department of Agriculture	AP19VSCEAH00C006	FF
RSCH	Deep Learning Computational Algorit	10.025	146	0	AGRICULTURE, DEPARTMENT OF / ANIMAL AND PLANT HEALTH INSPECTION SERVICE	U.S. Department of Agriculture	AP20VSD&B00C011	FF
RSCH	Ma-Does Withdraw Cattle Grazing	10.170	(300)	0	AGRICULTURE, DEPARTMENT OF / AGRICULTURAL MARKETING SERVICE	Oklahoma Department of Agriculture	15SCBGPOK0019 PASS THRU PO0409017099	SF
RSCH	Fairbanks-Squirrel and Feral Pig Us	10.170	3,382	0	AGRICULTURE, DEPARTMENT OF / AGRICULTURAL MARKETING SERVICE	Oklahoma Department of Agriculture	16SCBGPOK0055 PASS THRU PO0409017344	SF
RSCH	Increasing Pecan Consumption Throug	10.170	15,684	0	AGRICULTURE, DEPARTMENT OF / AGRICULTURAL MARKETING SERVICE	Oklahoma Department of Agriculture	AM180100XXXG023 PASS THRU PO 0409017779	SF
RSCH	Assessing Pecan Oil for Nutritional	10.170	19,629	0	AGRICULTURE, DEPARTMENT OF / AGRICULTURAL MARKETING SERVICE	Oklahoma Department of Agriculture	AM180100XXXG023 PASS THRU PO 0409017776	SF
RSCH	Tomato Production in Greenhouse, Hi	10.170	38,021	0	AGRICULTURE, DEPARTMENT OF / AGRICULTURAL MARKETING SERVICE	Oklahoma Department of Agriculture	AM180100XXXG023 PASS THRU PO 0409017777	SF
RSCH	Identification of factors affecting	10.170	14,884	0	AGRICULTURE, DEPARTMENT OF / AGRICULTURAL MARKETING SERVICE	Oklahoma Department of Agriculture	AM180100XXXG023 PASS THRU PO 0409017778	SF
RSCH	Developing traffic tolerant turf be	10.170	11,454	0	AGRICULTURE, DEPARTMENT OF / AGRICULTURAL MARKETING SERVICE	Oklahoma Department of Agriculture	AM180100XXXG023 PASS THRU PO 0409017780	SF
RSCH	Developing traffic tolerant turf be	10.170	16,350	0	AGRICULTURE, DEPARTMENT OF / AGRICULTURAL MARKETING SERVICE	Oklahoma Department of Agriculture	AM180100XXXG023 PASS THRU PO 0409017780	SF
RSCH	Zhang-Improvement of Vegetable Prod	10.170	1,264	0	AGRICULTURE, DEPARTMENT OF / AGRICULTURAL MARKETING SERVICE	Oklahoma Department of Agriculture	AM190100XXXG034 PASS THRU PO 0409018039	SF
RSCH	Adam-Whole-chain Traceability to Im	10.170	520	0	AGRICULTURE, DEPARTMENT OF / AGRICULTURAL MARKETING SERVICE	Oklahoma Department of Agriculture	16SCBGPOK0055 PASS THRU PO0409017343	SF
RSCH	Fontanier-Zoysiagrass Sod Promotes	10.170	(273)	0	AGRICULTURE, DEPARTMENT OF / AGRICULTURAL MARKETING SERVICE	Oklahoma Department of Agriculture	16SCBGPOK0055 PASS THRU PO0409017345	SF
RSCH	Lofton-Investigation of Cumin (Cumi	10.170	1,287	0	AGRICULTURE, DEPARTMENT OF / AGRICULTURAL MARKETING SERVICE	Oklahoma Department of Agriculture	16SCBGPOK0055 PASS THRU PO0409017346	SF
RSCH	Amall-Investigation of Cumin (Cumi	10.170	1,178	0	AGRICULTURE, DEPARTMENT OF / AGRICULTURAL MARKETING SERVICE	Oklahoma Department of Agriculture	16SCBGPOK0055 PASS THRU PO0409017346	SF
RSCH	Eval of Fruits/Vegetable/Herbs/Orna	10.170	21,628	0	AGRICULTURE, DEPARTMENT OF / AGRICULTURAL MARKETING SERVICE	Oklahoma Department of Agriculture	AM170100XXXG002 PASS THRU PO # 0409017587	SF
RSCH	Fontanier-Dev of Shade Tolerant Tur	10.170	20,141	0	AGRICULTURE, DEPARTMENT OF / AGRICULTURAL MARKETING SERVICE	Oklahoma Department of Agriculture	AM170100XXXG002 PASS THRU PO# 0490017586	SF
RSCH	EDNA for Accurate Detection/Discrim	10.170	4,309	4,007	AGRICULTURE, DEPARTMENT OF / AGRICULTURAL MARKETING SERVICE	Oklahoma Department of Agriculture	AM170100XXXG002 PASS THRU PO# 0409017589	SF
RSCH	Moss-Dev Cold Hardy Bermudagrass sp	10.170	19,521	0	AGRICULTURE, DEPARTMENT OF / AGRICULTURAL MARKETING SERVICE	Oklahoma Department of Agriculture	AM170100XXXG002 PASS THRU PO# 0409017588	SF
RSCH	Brandenberger-Improving Pepper Esta	10.170	15,524	0	AGRICULTURE, DEPARTMENT OF / AGRICULTURAL MARKETING SERVICE	Oklahoma Department of Agriculture	AM170100XXXG002 PASS THRU 0409017592	SF
RSCH	Wu-Dev of Shade Tolerant Turf-Type	10.170	6,906	0	AGRICULTURE, DEPARTMENT OF / AGRICULTURAL MARKETING SERVICE	Oklahoma Department of Agriculture	AM170100XXXG002 PASS THRU PO# 0490017586	SF
RSCH	Wu-Dev Cold Hardy Bermudagrass spec	10.170	1,024	0	AGRICULTURE, DEPARTMENT OF / AGRICULTURAL MARKETING SERVICE	Oklahoma Department of Agriculture	AM170100XXXG002 PASS THRU PO# 0409017588	SF
RSCH	Decontamination of Produce by Cold	10.170	10,043	0	AGRICULTURE, DEPARTMENT OF / AGRICULTURAL MARKETING SERVICE	Oklahoma Department of Agriculture	AM180100XXXG023 PASS THRU PO 0409017775	SF

RSCH	Detection of Detrimental viruses an	10.170	32,621	0	AGRICULTURE, DEPARTMENT OF / AGRICULTURAL MARKETING SERVICE	Oklahoma Department of Agriculture	AM190100XXXXG034 PASS THRU PO 0409018038	SF
RSCH	Flowering Management: Minimizing th	10.170	4,692	0	AGRICULTURE, DEPARTMENT OF / AGRICULTURAL MARKETING SERVICE	Oklahoma Department of Wildlife Conservation	AM190100XXXXG034 PASS THRU PO 0409018035	SF
RSCH	Maness-Assessing Heat Tolerant Lett	10.170	14,286	0	AGRICULTURE, DEPARTMENT OF / AGRICULTURAL MARKETING SERVICE	Oklahoma Department of Agriculture	AM190100XXXXG034 PASS THRU PO 0409018034	SF
RSCH	Fontanier-Development of Native and	10.170	5,037	0	AGRICULTURE, DEPARTMENT OF / AGRICULTURAL MARKETING SERVICE	Oklahoma Department of Agriculture	AM190100XXXXG034 PASS THRU PO 0409018037	SF
RSCH	Controlling Algae in Hydroponics to	10.170	12,333	0	AGRICULTURE, DEPARTMENT OF / AGRICULTURAL MARKETING SERVICE	Oklahoma Department of Agriculture	AM190100XXXXG034 PASS THRU PO 0409018036	SF
RSCH	Dunn-Assessing Heat Tolerant Lettuc	10.170	3,930	0	AGRICULTURE, DEPARTMENT OF / AGRICULTURAL MARKETING SERVICE	Oklahoma Department of Agriculture	AM190100XXXXG034 PASS THRU PO 0409018034	SF
RSCH	Brandenberger-Assessing Heat Tolera	10.170	15	0	AGRICULTURE, DEPARTMENT OF / AGRICULTURAL MARKETING SERVICE	Oklahoma Department of Agriculture	AM190100XXXXG034 PASS THRU PO 0409018034	SF
RSCH	Dunn-Development of Native and Poll	10.170	5,596	0	AGRICULTURE, DEPARTMENT OF / AGRICULTURAL MARKETING SERVICE	Oklahoma Department of Agriculture	AM190100XXXXG034 PASS THRU PO 0409018037	SF
RSCH	Lofton-Systems Based Approach-Winte	10.200	26,773	11,137	AGRICULTURE, DEPARTMENT OF / NATIONAL INSTITUTE OF FOOD AND AGRICULTURE	U.S. Department of Agriculture	2017-38624-27164	FF
RSCH	Giles-Systems Based Appro-Wntr Cano	10.200	30,644	0	AGRICULTURE, DEPARTMENT OF / NATIONAL INSTITUTE OF FOOD AND AGRICULTURE	U.S. Department of Agriculture	2017-38624-27164	FF
RSCH	Evaluating production practices and	10.200	26,006	308	AGRICULTURE, DEPARTMENT OF / NATIONAL INSTITUTE OF FOOD AND AGRICULTURE	U.S. Department of Agriculture	2018-38624-28794	FF
RSCH	Evaluating production practices and	10.200	34,445	0	AGRICULTURE, DEPARTMENT OF / NATIONAL INSTITUTE OF FOOD AND AGRICULTURE	U.S. Department of Agriculture	2018-38624-28794	FF
RSCH	Evaluating production practices and	10.200	1,765	0	AGRICULTURE, DEPARTMENT OF / NATIONAL INSTITUTE OF FOOD AND AGRICULTURE	U.S. Department of Agriculture	2018-38624-28794	FF
RSCH	Lofton-Development & Management of	10.200	1,516	0	AGRICULTURE, DEPARTMENT OF / NATIONAL INSTITUTE OF FOOD AND AGRICULTURE	Kansas State University	20193862430289 PASS THRU A200100S002	PF
RSCH	Jones-Development & Management of	10.200	25,296	0	AGRICULTURE, DEPARTMENT OF / NATIONAL INSTITUTE OF FOOD AND AGRICULTURE	Kansas State University	20193862430289 PASS THRU A200100S002	PF
RSCH	Alternative Land Mgmt Practices	10.202	51,711	0	AGRICULTURE, DEPARTMENT OF / NATIONAL INSTITUTE OF FOOD AND AGRICULTURE	U.S. Department of Agriculture	NI19MSCFRXXXG073	FF
RSCH	Oklahoma Forests	10.202	98,685	0	AGRICULTURE, DEPARTMENT OF / NATIONAL INSTITUTE OF FOOD AND AGRICULTURE	U.S. Department of Agriculture	NI19MSCFRXXXG073	FF
RSCH	Black Bears	10.202	63,993	0	AGRICULTURE, DEPARTMENT OF / NATIONAL INSTITUTE OF FOOD AND AGRICULTURE	U.S. Department of Agriculture	NI19MSCFRXXXG073	FF
RSCH	Native Oklahoma Birds	10.202	18,169	0	AGRICULTURE, DEPARTMENT OF / NATIONAL INSTITUTE OF FOOD AND AGRICULTURE	U.S. Department of Agriculture	NI19MSCFRXXXG073	FF
RSCH	Redcedar Composites	10.202	32,021	0	AGRICULTURE, DEPARTMENT OF / NATIONAL INSTITUTE OF FOOD AND AGRICULTURE	U.S. Department of Agriculture	NI19MSCFRXXXG073	FF
RSCH	Woodland Communities	10.202	152,307	0	AGRICULTURE, DEPARTMENT OF / NATIONAL INSTITUTE OF FOOD AND AGRICULTURE	U.S. Department of Agriculture	NI19MSCFRXXXG073	FF
RSCH	Alternative Vegetation	10.202	105,517	0	AGRICULTURE, DEPARTMENT OF / NATIONAL INSTITUTE OF FOOD AND AGRICULTURE	U.S. Department of Agriculture	NI19MSCFRXXXG073	FF
RSCH	Improving Beef Enterprise	10.203	14,869	0	AGRICULTURE, DEPARTMENT OF / NATIONAL INSTITUTE OF FOOD AND AGRICULTURE	U.S. Department of Agriculture	NI19HFPXXXXXG028	FF
RSCH	Soil Health Testing	10.203	5,226	0	AGRICULTURE, DEPARTMENT OF / NATIONAL INSTITUTE OF FOOD AND AGRICULTURE	U.S. Department of Agriculture	NI19HFPXXXXXG028	FF
RSCH	Nitrogen Efficiency	10.203	(976)	0	AGRICULTURE, DEPARTMENT OF / NATIONAL INSTITUTE OF FOOD AND AGRICULTURE	U.S. Department of Agriculture	NI19HFPXXXXXG028	FF
RSCH	Impacts of Thermal Environment	10.203	12,047	0	AGRICULTURE, DEPARTMENT OF / NATIONAL INSTITUTE OF FOOD AND AGRICULTURE	U.S. Department of Agriculture	NI19HFPXXXXXG028	FF
RSCH	Oklahoma Vegetable Production	10.203	15,261	0	AGRICULTURE, DEPARTMENT OF / NATIONAL INSTITUTE OF FOOD AND AGRICULTURE	U.S. Department of Agriculture	NI19HFPXXXXXG028	FF
RSCH	Turf Grass Culture	10.203	6,740	0	AGRICULTURE, DEPARTMENT OF / NATIONAL INSTITUTE OF FOOD AND AGRICULTURE	U.S. Department of Agriculture	NI19HFPXXXXXG028	FF
RSCH	Promoting Food Safety	10.203	18,216	0	AGRICULTURE, DEPARTMENT OF / NATIONAL INSTITUTE OF FOOD AND AGRICULTURE	U.S. Department of Agriculture	NI19HFPXXXXXG028	FF
RSCH	Turfgrass Abiotic Stress	10.203	13,443	0	AGRICULTURE, DEPARTMENT OF / NATIONAL INSTITUTE OF FOOD AND AGRICULTURE	U.S. Department of Agriculture	NI19HFPXXXXXG028	FF
RSCH	Cereal Grains Products & Ingredient	10.203	46,421	0	AGRICULTURE, DEPARTMENT OF / NATIONAL INSTITUTE OF FOOD AND AGRICULTURE	U.S. Department of Agriculture	NI19HFPXXXXXG028	FF
RSCH	Rural Resiliency	10.203	(4,327)	0	AGRICULTURE, DEPARTMENT OF / NATIONAL INSTITUTE OF FOOD AND AGRICULTURE	U.S. Department of Agriculture	NI19HFPXXXXXG028	FF
RSCH	Marketing Challenges	10.203	31,151	0	AGRICULTURE, DEPARTMENT OF / NATIONAL INSTITUTE OF FOOD AND AGRICULTURE	U.S. Department of Agriculture	NI19HFPXXXXXG028	FF
RSCH	Effectiveness of Cooperatives	10.203	45,205	0	AGRICULTURE, DEPARTMENT OF / NATIONAL INSTITUTE OF FOOD AND AGRICULTURE	U.S. Department of Agriculture	NI19HFPXXXXXG028	FF
RSCH	Ag Production System	10.203	15,396	0	AGRICULTURE, DEPARTMENT OF / NATIONAL INSTITUTE OF FOOD AND AGRICULTURE	U.S. Department of Agriculture	NI19HFPXXXXXG028	FF
RSCH	Wildland Fire Decision Support	10.203	33,030	0	AGRICULTURE, DEPARTMENT OF / NATIONAL INSTITUTE OF FOOD AND AGRICULTURE	U.S. Department of Agriculture	NI19HFPXXXXXG028	FF
RSCH	Wastewater Treatment System	10.203	45,322	0	AGRICULTURE, DEPARTMENT OF / NATIONAL INSTITUTE OF FOOD AND AGRICULTURE	U.S. Department of Agriculture	NI19HFPXXXXXG028	FF
RSCH	Food Processing	10.203	28,393	0	AGRICULTURE, DEPARTMENT OF / NATIONAL INSTITUTE OF FOOD AND AGRICULTURE	U.S. Department of Agriculture	NI19HFPXXXXXG028	FF
RSCH	Termite Management	10.203	46,922	0	AGRICULTURE, DEPARTMENT OF / NATIONAL INSTITUTE OF FOOD AND AGRICULTURE	U.S. Department of Agriculture	NI19HFPXXXXXG028	FF
RSCH	Control Foliar Disease	10.203	46,397	0	AGRICULTURE, DEPARTMENT OF / NATIONAL INSTITUTE OF FOOD AND AGRICULTURE	U.S. Department of Agriculture	NI19HFPXXXXXG028	FF
RSCH	Crop Diseases ??????	10.203	4,041	0	AGRICULTURE, DEPARTMENT OF / NATIONAL INSTITUTE OF FOOD AND AGRICULTURE	U.S. Department of Agriculture	NI19HFPXXXXXG028	FF
RSCH	Oklahoma Row Crops	10.203	(616)	0	AGRICULTURE, DEPARTMENT OF / NATIONAL INSTITUTE OF FOOD AND AGRICULTURE	U.S. Department of Agriculture	NI19HFPXXXXXG028	FF
RSCH	Turfgrass Disorders	10.203	10,512	0	AGRICULTURE, DEPARTMENT OF / NATIONAL INSTITUTE OF FOOD AND AGRICULTURE	U.S. Department of Agriculture	NI19HFPXXXXXG028	FF
RSCH	Herbicide Resistant Weeds	10.203	35,716	0	AGRICULTURE, DEPARTMENT OF / NATIONAL INSTITUTE OF FOOD AND AGRICULTURE	U.S. Department of Agriculture	NI19HFPXXXXXG028	FF
RSCH	Reduce Gaseous Emiss	10.203	57,063	0	AGRICULTURE, DEPARTMENT OF / NATIONAL INSTITUTE OF FOOD AND AGRICULTURE	U.S. Department of Agriculture	NI19HFPXXXXXG028	FF
RSCH	OK Grazing Systems	10.203	75,062	0	AGRICULTURE, DEPARTMENT OF / NATIONAL INSTITUTE OF FOOD AND AGRICULTURE	U.S. Department of Agriculture	NI19HFPXXXXXG028	FF
RSCH	Predict Beef and Pork Quality	10.203	9,410	0	AGRICULTURE, DEPARTMENT OF / NATIONAL INSTITUTE OF FOOD AND AGRICULTURE	U.S. Department of Agriculture	NI19HFPXXXXXG028	FF
RSCH	Low Protein Diets in Nursery Pigs	10.203	17,480	0	AGRICULTURE, DEPARTMENT OF / NATIONAL INSTITUTE OF FOOD AND AGRICULTURE	U.S. Department of Agriculture	NI19HFPXXXXXG028	FF
RSCH	Weaned pig through finish phase	10.203	45,049	0	AGRICULTURE, DEPARTMENT OF / NATIONAL INSTITUTE OF FOOD AND AGRICULTURE	U.S. Department of Agriculture	NI19HFPXXXXXG028	FF
RSCH	RNA Interaction in Livestock Genome	10.203	42,683	0	AGRICULTURE, DEPARTMENT OF / NATIONAL INSTITUTE OF FOOD AND AGRICULTURE	U.S. Department of Agriculture	NI19HFPXXXXXG028	FF
RSCH	Foodborne Pathogens	10.203	46,831	0	AGRICULTURE, DEPARTMENT OF / NATIONAL INSTITUTE OF FOOD AND AGRICULTURE	U.S. Department of Agriculture	NI19HFPXXXXXG028	FF
RSCH	Beef Color	10.203	14,018	0	AGRICULTURE, DEPARTMENT OF / NATIONAL INSTITUTE OF FOOD AND AGRICULTURE	U.S. Department of Agriculture	NI19HFPXXXXXG028	FF
RSCH	Reduce Shigatoxicigen E-Coli	10.203	43,976	0	AGRICULTURE, DEPARTMENT OF / NATIONAL INSTITUTE OF FOOD AND AGRICULTURE	U.S. Department of Agriculture	NI19HFPXXXXXG028	FF
RSCH	E2F Transcription Factors	10.203	58,697	0	AGRICULTURE, DEPARTMENT OF / NATIONAL INSTITUTE OF FOOD AND AGRICULTURE	U.S. Department of Agriculture	NI19HFPXXXXXG028	FF
RSCH	Growth Promoting Technologies	10.203	7,954	0	AGRICULTURE, DEPARTMENT OF / NATIONAL INSTITUTE OF FOOD AND AGRICULTURE	U.S. Department of Agriculture	NI19HFPXXXXXG028	FF
RSCH	Meat Quality	10.203	245	0	AGRICULTURE, DEPARTMENT OF / NATIONAL INSTITUTE OF FOOD AND AGRICULTURE	U.S. Department of Agriculture	NI19HFPXXXXXG028	FF
RSCH	Ecology of Soils	10.203	31,767	0	AGRICULTURE, DEPARTMENT OF / NATIONAL INSTITUTE OF FOOD AND AGRICULTURE	U.S. Department of Agriculture	NI19HFPXXXXXG028	FF
RSCH	Oklahoma Wheat	10.203	36,240	0	AGRICULTURE, DEPARTMENT OF / NATIONAL INSTITUTE OF FOOD AND AGRICULTURE	U.S. Department of Agriculture	NI19HFPXXXXXG028	FF
RSCH	Hand Planter	10.203	82,050	0	AGRICULTURE, DEPARTMENT OF / NATIONAL INSTITUTE OF FOOD AND AGRICULTURE	U.S. Department of Agriculture	NI19HFPXXXXXG028	FF
RSCH	Medicago Truncatula	10.203	55,172	0	AGRICULTURE, DEPARTMENT OF / NATIONAL INSTITUTE OF FOOD AND AGRICULTURE	U.S. Department of Agriculture	NI19HFPXXXXXG028	FF
RSCH	Enhancing Ok Cropping System	10.203	10,532	0	AGRICULTURE, DEPARTMENT OF / NATIONAL INSTITUTE OF FOOD AND AGRICULTURE	U.S. Department of Agriculture	NI19HFPXXXXXG028	FF
RSCH	Crop and Grazing System	10.203	37,377	0	AGRICULTURE, DEPARTMENT OF / NATIONAL INSTITUTE OF FOOD AND AGRICULTURE	U.S. Department of Agriculture	NI19HFPXXXXXG028	FF
RSCH	Pasture Resilience	10.203	16,310	0	AGRICULTURE, DEPARTMENT OF / NATIONAL INSTITUTE OF FOOD AND AGRICULTURE	U.S. Department of Agriculture	NI19HFPXXXXXG028	FF
RSCH	Increasing Cotton Sustainability	10.203	9,491	0	AGRICULTURE, DEPARTMENT OF / NATIONAL INSTITUTE OF FOOD AND AGRICULTURE	U.S. Department of Agriculture	NI19HFPXXXXXG028	FF
RSCH	Genetic Variation in Wheat	10.203	40,332	0	AGRICULTURE, DEPARTMENT OF / NATIONAL INSTITUTE OF FOOD AND AGRICULTURE	U.S. Department of Agriculture	NI19HFPXXXXXG028	FF
RSCH	Bioenergy Models ???	10.203	(2,377)	0	AGRICULTURE, DEPARTMENT OF / NATIONAL INSTITUTE OF FOOD AND AGRICULTURE	U.S. Department of Agriculture	NI19HFPXXXXXG028	FF
RSCH	Winter Wheat Variety	10.203	95,495	0	AGRICULTURE, DEPARTMENT OF / NATIONAL INSTITUTE OF FOOD AND AGRICULTURE	U.S. Department of Agriculture	NI19HFPXXXXXG028	FF

RSCH	Soil Health and Sustainability	10.203	53,167	0	AGRICULTURE, DEPARTMENT OF / NATIONAL INSTITUTE OF FOOD AND AGRICULTURE	U.S. Department of Agriculture	NI19HFPXXXXXG028	FF
RSCH	Grass Breeding	10.203	(3,977)	0	AGRICULTURE, DEPARTMENT OF / NATIONAL INSTITUTE OF FOOD AND AGRICULTURE	U.S. Department of Agriculture	NI19HFPXXXXXG028	FF
RSCH	S-09 Plant Genetic Resources	10.203		0	AGRICULTURE, DEPARTMENT OF / NATIONAL INSTITUTE OF FOOD AND AGRICULTURE	U.S. Department of Agriculture	NI19HFPXXXXXG028	FF
RSCH	Fish Production	10.203	17,580	0	AGRICULTURE, DEPARTMENT OF / NATIONAL INSTITUTE OF FOOD AND AGRICULTURE	U.S. Department of Agriculture	NI19HFPXXXXXG028	FF
RSCH	Fire Dependent Rangelands	10.203	13,833	0	AGRICULTURE, DEPARTMENT OF / NATIONAL INSTITUTE OF FOOD AND AGRICULTURE	U.S. Department of Agriculture	NI19HFPXXXXXG028	FF
RSCH	Managing Ground Linkages	10.203	27,684	0	AGRICULTURE, DEPARTMENT OF / NATIONAL INSTITUTE OF FOOD AND AGRICULTURE	U.S. Department of Agriculture	NI19HFPXXXXXG028	FF
RSCH	Human-Caused Mortality Sources	10.203	38,665	0	AGRICULTURE, DEPARTMENT OF / NATIONAL INSTITUTE OF FOOD AND AGRICULTURE	U.S. Department of Agriculture	NI19HFPXXXXXG028	FF
RSCH	Managing Rangelands	10.203	50,374	0	AGRICULTURE, DEPARTMENT OF / NATIONAL INSTITUTE OF FOOD AND AGRICULTURE	U.S. Department of Agriculture	NI19HFPXXXXXG028	FF
RSCH	Improving Pecan Production	10.203	25,237	0	AGRICULTURE, DEPARTMENT OF / NATIONAL INSTITUTE OF FOOD AND AGRICULTURE	U.S. Department of Agriculture	NI19HFPXXXXXG028	FF
RSCH	Turfgrass Selection	10.203	29,838	0	AGRICULTURE, DEPARTMENT OF / NATIONAL INSTITUTE OF FOOD AND AGRICULTURE	U.S. Department of Agriculture	NI19HFPXXXXXG028	FF
RSCH	Agricultural Commodities	10.203	48,733	0	AGRICULTURE, DEPARTMENT OF / NATIONAL INSTITUTE OF FOOD AND AGRICULTURE	U.S. Department of Agriculture	NI19HFPXXXXXG028	FF
RSCH	Food Crop Production	10.203	15,288	0	AGRICULTURE, DEPARTMENT OF / NATIONAL INSTITUTE OF FOOD AND AGRICULTURE	U.S. Department of Agriculture	NI19HFPXXXXXG028	FF
RSCH	Glycerides Insects	10.203	58,696	0	AGRICULTURE, DEPARTMENT OF / NATIONAL INSTITUTE OF FOOD AND AGRICULTURE	U.S. Department of Agriculture	NI19HFPXXXXXG028	FF
RSCH	Salt Tolerance in Rice	10.203	62,124	0	AGRICULTURE, DEPARTMENT OF / NATIONAL INSTITUTE OF FOOD AND AGRICULTURE	U.S. Department of Agriculture	NI19HFPXXXXXG028	FF
RSCH	Animal Immunity	10.203	67,290	0	AGRICULTURE, DEPARTMENT OF / NATIONAL INSTITUTE OF FOOD AND AGRICULTURE	U.S. Department of Agriculture	NI19HFPXXXXXG028	FF
RSCH	Translational Genomics	10.203	23,530	0	AGRICULTURE, DEPARTMENT OF / NATIONAL INSTITUTE OF FOOD AND AGRICULTURE	U.S. Department of Agriculture	NI19HFPXXXXXG028	FF
RSCH	Chromatin Structure in Wheat	10.203	4,432	0	AGRICULTURE, DEPARTMENT OF / NATIONAL INSTITUTE OF FOOD AND AGRICULTURE	U.S. Department of Agriculture	NI19HFPXXXXXG028	FF
RSCH	Structure of Integral Plant Cell	10.203	88,246	0	AGRICULTURE, DEPARTMENT OF / NATIONAL INSTITUTE OF FOOD AND AGRICULTURE	U.S. Department of Agriculture	NI19HFPXXXXXG028	FF
RSCH	Antibiotic-Tolerant Bacteria	10.203	11,289	0	AGRICULTURE, DEPARTMENT OF / NATIONAL INSTITUTE OF FOOD AND AGRICULTURE	U.S. Department of Agriculture	NI19HFPXXXXXG028	FF
RSCH	Action Bioactive Compounds	10.203	75,113	0	AGRICULTURE, DEPARTMENT OF / NATIONAL INSTITUTE OF FOOD AND AGRICULTURE	U.S. Department of Agriculture	NI19HFPXXXXXG028	FF
RSCH	Multidrug Resistance	10.203	14,397	0	AGRICULTURE, DEPARTMENT OF / NATIONAL INSTITUTE OF FOOD AND AGRICULTURE	U.S. Department of Agriculture	NI19HFPXXXXXG028	FF
RSCH	Using Branding to Engage the Public	10.203	12,184	0	AGRICULTURE, DEPARTMENT OF / NATIONAL INSTITUTE OF FOOD AND AGRICULTURE	U.S. Department of Agriculture	NI19HFPXXXXXG028	FF
RSCH	Ag Education Globalization	10.203	17,775	0	AGRICULTURE, DEPARTMENT OF / NATIONAL INSTITUTE OF FOOD AND AGRICULTURE	U.S. Department of Agriculture	NI19HFPXXXXXG028	FF
RSCH	Price Production Risk Mgmt	10.203	10,743	0	AGRICULTURE, DEPARTMENT OF / NATIONAL INSTITUTE OF FOOD AND AGRICULTURE	U.S. Department of Agriculture	NI19HFPXXXXXG028	FF
RSCH	Policy of Farm Risk Management	10.203	10,246	0	AGRICULTURE, DEPARTMENT OF / NATIONAL INSTITUTE OF FOOD AND AGRICULTURE	U.S. Department of Agriculture	NI19HFPXXXXXG028	FF
RSCH	Food Security	10.203	55,433	0	AGRICULTURE, DEPARTMENT OF / NATIONAL INSTITUTE OF FOOD AND AGRICULTURE	U.S. Department of Agriculture	NI19HFPXXXXXG028	FF
RSCH	Food and Fiber Products	10.203	37,371	0	AGRICULTURE, DEPARTMENT OF / NATIONAL INSTITUTE OF FOOD AND AGRICULTURE	U.S. Department of Agriculture	NI19HFPXXXXXG028	FF
RSCH	Rural Resiliency	10.203	(950)	0	AGRICULTURE, DEPARTMENT OF / NATIONAL INSTITUTE OF FOOD AND AGRICULTURE	U.S. Department of Agriculture	NI19HFPXXXXXG028	FF
RSCH	Okla Ag Production	10.203	39,233	0	AGRICULTURE, DEPARTMENT OF / NATIONAL INSTITUTE OF FOOD AND AGRICULTURE	U.S. Department of Agriculture	NI19HFPXXXXXG028	FF
RSCH	U.S. Beef Industry	10.203	52,389	0	AGRICULTURE, DEPARTMENT OF / NATIONAL INSTITUTE OF FOOD AND AGRICULTURE	U.S. Department of Agriculture	NI19HFPXXXXXG028	FF
RSCH	Efficiency of Ag Decisions	10.203	83,300	0	AGRICULTURE, DEPARTMENT OF / NATIONAL INSTITUTE OF FOOD AND AGRICULTURE	U.S. Department of Agriculture	NI19HFPXXXXXG028	FF
RSCH	Manage Tomorrow's Ag Production	10.203	52,086	0	AGRICULTURE, DEPARTMENT OF / NATIONAL INSTITUTE OF FOOD AND AGRICULTURE	U.S. Department of Agriculture	NI19HFPXXXXXG028	FF
RSCH	Renewable Fuels	10.203	14,148	0	AGRICULTURE, DEPARTMENT OF / NATIONAL INSTITUTE OF FOOD AND AGRICULTURE	U.S. Department of Agriculture	NI19HFPXXXXXG028	FF
RSCH	Products from Food Industry Waste	10.203	46,912	0	AGRICULTURE, DEPARTMENT OF / NATIONAL INSTITUTE OF FOOD AND AGRICULTURE	U.S. Department of Agriculture	NI19HFPXXXXXG028	FF
RSCH	Precision Crop Production	10.203	37,445	0	AGRICULTURE, DEPARTMENT OF / NATIONAL INSTITUTE OF FOOD AND AGRICULTURE	U.S. Department of Agriculture	NI19HFPXXXXXG028	FF
RSCH	Sensing Systems ?????	10.203	(672)	0	AGRICULTURE, DEPARTMENT OF / NATIONAL INSTITUTE OF FOOD AND AGRICULTURE	U.S. Department of Agriculture	NI19HFPXXXXXG028	FF
RSCH	Thermochemical Conversion	10.203	(2,168)	0	AGRICULTURE, DEPARTMENT OF / NATIONAL INSTITUTE OF FOOD AND AGRICULTURE	U.S. Department of Agriculture	NI19HFPXXXXXG028	FF
RSCH	Pest Management	10.203	(989)	0	AGRICULTURE, DEPARTMENT OF / NATIONAL INSTITUTE OF FOOD AND AGRICULTURE	U.S. Department of Agriculture	NI19HFPXXXXXG028	FF
RSCH	Insect Immunity	10.203	60,000	0	AGRICULTURE, DEPARTMENT OF / NATIONAL INSTITUTE OF FOOD AND AGRICULTURE	U.S. Department of Agriculture	NI19HFPXXXXXG028	FF
RSCH	Insects in Range Ecosystems	10.203	2,072	0	AGRICULTURE, DEPARTMENT OF / NATIONAL INSTITUTE OF FOOD AND AGRICULTURE	U.S. Department of Agriculture	NI19HFPXXXXXG028	FF
RSCH	Arthropod-Borne Diseases	10.203	37,655	0	AGRICULTURE, DEPARTMENT OF / NATIONAL INSTITUTE OF FOOD AND AGRICULTURE	U.S. Department of Agriculture	NI19HFPXXXXXG028	FF
RSCH	Fungicide Hormesis	10.203	(3,266)	0	AGRICULTURE, DEPARTMENT OF / NATIONAL INSTITUTE OF FOOD AND AGRICULTURE	U.S. Department of Agriculture	NI19HFPXXXXXG028	FF
RSCH	Pest Mgmt	10.203	(15,598)	0	AGRICULTURE, DEPARTMENT OF / NATIONAL INSTITUTE OF FOOD AND AGRICULTURE	U.S. Department of Agriculture	NI19HFPXXXXXG028	FF
RSCH	Insect Transmission	10.203	48,622	0	AGRICULTURE, DEPARTMENT OF / NATIONAL INSTITUTE OF FOOD AND AGRICULTURE	U.S. Department of Agriculture	NI19HFPXXXXXG028	FF
RSCH	Grain Insects	10.203	37,732	0	AGRICULTURE, DEPARTMENT OF / NATIONAL INSTITUTE OF FOOD AND AGRICULTURE	U.S. Department of Agriculture	NI19HFPXXXXXG028	FF
RSCH	Oklahoma Row Crops	10.203	3,698	0	AGRICULTURE, DEPARTMENT OF / NATIONAL INSTITUTE OF FOOD AND AGRICULTURE	U.S. Department of Agriculture	NI19HFPXXXXXG028	FF
RSCH	Microbial Forensics	10.203	53,314	0	AGRICULTURE, DEPARTMENT OF / NATIONAL INSTITUTE OF FOOD AND AGRICULTURE	U.S. Department of Agriculture	NI19HFPXXXXXG028	FF
RSCH	Crop Fungi ??????????	10.203	11,668	0	AGRICULTURE, DEPARTMENT OF / NATIONAL INSTITUTE OF FOOD AND AGRICULTURE	U.S. Department of Agriculture	NI19HFPXXXXXG028	FF
RSCH	Fungi Affecting OK Crops	10.203	25,941	0	AGRICULTURE, DEPARTMENT OF / NATIONAL INSTITUTE OF FOOD AND AGRICULTURE	U.S. Department of Agriculture	NI19HFPXXXXXG028	FF
RSCH	Controlled Field Soils	10.203	23,776	0	AGRICULTURE, DEPARTMENT OF / NATIONAL INSTITUTE OF FOOD AND AGRICULTURE	U.S. Department of Agriculture	NI19HFPXXXXXG028	FF
RSCH	2-544240 Analysis of HSBP Genes	10.203	13,410	0	AGRICULTURE, DEPARTMENT OF / NATIONAL INSTITUTE OF FOOD AND AGRICULTURE	U.S. Department of Agriculture	NI19HFPXXXXXG028	FF
RSCH	2-544170 Oklahoma Wheat	10.203	62,985	0	AGRICULTURE, DEPARTMENT OF / NATIONAL INSTITUTE OF FOOD AND AGRICULTURE	U.S. Department of Agriculture	NI19HFPXXXXXG028	FF
RSCH	2-541330 Grass Breeding	10.203	26,578	0	AGRICULTURE, DEPARTMENT OF / NATIONAL INSTITUTE OF FOOD AND AGRICULTURE	U.S. Department of Agriculture	NI19HFPXXXXXG028	FF
RSCH	S-065 Multistate Research	10.203	38,547	0	AGRICULTURE, DEPARTMENT OF / NATIONAL INSTITUTE OF FOOD AND AGRICULTURE	U.S. Department of Agriculture	NI19HMFPPXXXXG010	FF
RSCH	Future Challenges Animal Production	10.203	20,692	0	AGRICULTURE, DEPARTMENT OF / NATIONAL INSTITUTE OF FOOD AND AGRICULTURE	U.S. Department of Agriculture	NI19HMFPPXXXXG010	FF
RSCH	NC1202 Enteric Diseases	10.203	55,030	0	AGRICULTURE, DEPARTMENT OF / NATIONAL INSTITUTE OF FOOD AND AGRICULTURE	U.S. Department of Agriculture	NI19HMFPPXXXXG010	FF
RSCH	NC2040 Metabolic Relationships	10.203	68,475	0	AGRICULTURE, DEPARTMENT OF / NATIONAL INSTITUTE OF FOOD AND AGRICULTURE	U.S. Department of Agriculture	NI19HMFPPXXXXG010	FF
RSCH	NC1181 Beef Production	10.203	36,636	0	AGRICULTURE, DEPARTMENT OF / NATIONAL INSTITUTE OF FOOD AND AGRICULTURE	U.S. Department of Agriculture	NI19HMFPPXXXXG010	FF
RSCH	NC1181 Optimizing Land Use	10.203	4,772	0	AGRICULTURE, DEPARTMENT OF / NATIONAL INSTITUTE OF FOOD AND AGRICULTURE	U.S. Department of Agriculture	NI19HMFPPXXXXG010	FF
RSCH	NC1195 Enhancing Nitrogen	10.203	9,369	0	AGRICULTURE, DEPARTMENT OF / NATIONAL INSTITUTE OF FOOD AND AGRICULTURE	U.S. Department of Agriculture	NI19HMFPPXXXXG010	FF
RSCH	S1075 Biobased Industry and Economy	10.203	138,720	0	AGRICULTURE, DEPARTMENT OF / NATIONAL INSTITUTE OF FOOD AND AGRICULTURE	U.S. Department of Agriculture	NI19HMFPPXXXXG010	FF
RSCH	W4188 Environmental Physics	10.203	50,364	0	AGRICULTURE, DEPARTMENT OF / NATIONAL INSTITUTE OF FOOD AND AGRICULTURE	U.S. Department of Agriculture	NI19HMFPPXXXXG010	FF
RSCH	S-09 Plant Genetic Resources	10.203	65,677	0	AGRICULTURE, DEPARTMENT OF / NATIONAL INSTITUTE OF FOOD AND AGRICULTURE	U.S. Department of Agriculture	NI19HMFPPXXXXG010	FF
RSCH	NC1179 Security Under Changing Clim	10.203	12,562	0	AGRICULTURE, DEPARTMENT OF / NATIONAL INSTITUTE OF FOOD AND AGRICULTURE	U.S. Department of Agriculture	NI19HMFPPXXXXG010	FF
RSCH	NE1749 Enhancing Rural Economics	10.203	14,641	0	AGRICULTURE, DEPARTMENT OF / NATIONAL INSTITUTE OF FOOD AND AGRICULTURE	U.S. Department of Agriculture	NI19HMFPPXXXXG010	FF
RSCH	NE1749 Enhancing Rural Opportunitie	10.203	56,235	0	AGRICULTURE, DEPARTMENT OF / NATIONAL INSTITUTE OF FOOD AND AGRICULTURE	U.S. Department of Agriculture	NI19HMFPPXXXXG010	FF
RSCH	NE1749 Enhance Rural Econ Opport	10.203	12,367	0	AGRICULTURE, DEPARTMENT OF / NATIONAL INSTITUTE OF FOOD AND AGRICULTURE	U.S. Department of Agriculture	NI19HMFPPXXXXG010	FF

RSCH	Bioprocess Coproduct	10.203	51,602	0	AGRICULTURE, DEPARTMENT OF / NATIONAL INSTITUTE OF FOOD AND AGRICULTURE	U.S. Department of Agriculture	NI19HMFPPXXXXG010	FF
RSCH	Microirrigation Technologies	10.203	5,096	0	AGRICULTURE, DEPARTMENT OF / NATIONAL INSTITUTE OF FOOD AND AGRICULTURE	U.S. Department of Agriculture	NI19HMFPPXXXXG010	FF
RSCH	S1075 Biobased Industry and Economy	10.203	46,700	0	AGRICULTURE, DEPARTMENT OF / NATIONAL INSTITUTE OF FOOD AND AGRICULTURE	U.S. Department of Agriculture	NI19HMFPPXXXXG010	FF
RSCH	S1075 Science Biobased Industry	10.203	37,568	0	AGRICULTURE, DEPARTMENT OF / NATIONAL INSTITUTE OF FOOD AND AGRICULTURE	U.S. Department of Agriculture	NI19HMFPPXXXXG010	FF
RSCH	W4128 Microirrigation	10.203	4,572	0	AGRICULTURE, DEPARTMENT OF / NATIONAL INSTITUTE OF FOOD AND AGRICULTURE	U.S. Department of Agriculture	NI19HMFPPXXXXG010	FF
RSCH	NC213 BioProcess Coproducts	10.203	40,190	0	AGRICULTURE, DEPARTMENT OF / NATIONAL INSTITUTE OF FOOD AND AGRICULTURE	U.S. Department of Agriculture	NI19HMFPPXXXXG010	FF
RSCH	W3009 Specialty Crops	10.203	14,042	0	AGRICULTURE, DEPARTMENT OF / NATIONAL INSTITUTE OF FOOD AND AGRICULTURE	U.S. Department of Agriculture	NI19HMFPPXXXXG010	FF
RSCH	S1075 Biobased Industry and Economy	10.203	14,148	0	AGRICULTURE, DEPARTMENT OF / NATIONAL INSTITUTE OF FOOD AND AGRICULTURE	U.S. Department of Agriculture	NI19HMFPPXXXXG010	FF
RSCH	W4190 Water-Scarce World	10.203	8,251	0	AGRICULTURE, DEPARTMENT OF / NATIONAL INSTITUTE OF FOOD AND AGRICULTURE	U.S. Department of Agriculture	NI19HMFPPXXXXG010	FF
RSCH	ECO & GENETIC DIVERSITY	10.203	182,781	0	AGRICULTURE, DEPARTMENT OF / NATIONAL INSTITUTE OF FOOD AND AGRICULTURE	U.S. Department of Agriculture	NI19HMFPPXXXXG010	FF
RSCH	S1066 Plant-Pathogenic Nematodes	10.203	11,987	0	AGRICULTURE, DEPARTMENT OF / NATIONAL INSTITUTE OF FOOD AND AGRICULTURE	U.S. Department of Agriculture	NI19HMFPPXXXXG010	FF
RSCH	S1076 Fly Management	10.203	13,879	0	AGRICULTURE, DEPARTMENT OF / NATIONAL INSTITUTE OF FOOD AND AGRICULTURE	U.S. Department of Agriculture	NI19HMFPPXXXXG010	FF
RSCH	S-1073 Arthropod Pest and Weeds	10.203	74,910	0	AGRICULTURE, DEPARTMENT OF / NATIONAL INSTITUTE OF FOOD AND AGRICULTURE	U.S. Department of Agriculture	NI19HMFPPXXXXG010	FF
RSCH	NC1208 Dollar Spot in Turfgrass	10.203	30,034	0	AGRICULTURE, DEPARTMENT OF / NATIONAL INSTITUTE OF FOOD AND AGRICULTURE	U.S. Department of Agriculture	NI19HMFPPXXXXG010	FF
RSCH	Arthropod Pest Management	10.203	3,576	0	AGRICULTURE, DEPARTMENT OF / NATIONAL INSTITUTE OF FOOD AND AGRICULTURE	U.S. Department of Agriculture	NI19HMFPPXXXXG010	FF
RSCH	Mineral Balance Beef Calves	10.207	12,791	0	AGRICULTURE, DEPARTMENT OF / NATIONAL INSTITUTE OF FOOD AND AGRICULTURE	U.S. Department of Agriculture	NI19AHDRXXXXG036	FF
RSCH	Dietary Compounds	10.207	60,015	0	AGRICULTURE, DEPARTMENT OF / NATIONAL INSTITUTE OF FOOD AND AGRICULTURE	U.S. Department of Agriculture	NI19AHDRXXXXG036	FF
RSCH	Ini-1 Structure	10.207	6,637	0	AGRICULTURE, DEPARTMENT OF / NATIONAL INSTITUTE OF FOOD AND AGRICULTURE	U.S. Department of Agriculture	NI19AHDRXXXXG036	FF
RSCH	Natural Immune Boosting Compounds a	10.212	22,894	0	AGRICULTURE, DEPARTMENT OF / NATIONAL INSTITUTE OF FOOD AND AGRICULTURE	AltBiotics Lic	20183361028252 PASS THRU OKLASTATE.001	PF
RSCH	Row Cover use for Crop scheduling a	10.215	3,147	0	AGRICULTURE, DEPARTMENT OF / NATIONAL INSTITUTE OF FOOD AND AGRICULTURE	University of Georgia	20173864026914 PASS THRU SUB00001679	PF
RSCH	Sunkar-Elucidating the Role of Micr	10.216	21,671	0	AGRICULTURE, DEPARTMENT OF / NATIONAL INSTITUTE OF FOOD AND AGRICULTURE	Langston University	20173882126428 PASS THRU LU519107	SF
RSCH	Sustainable Use of Saline Water by	10.216	54,475	0	AGRICULTURE, DEPARTMENT OF / NATIONAL INSTITUTE OF FOOD AND AGRICULTURE	Langston University	20193882129148 PASS THRU LU 5-19819	SF
RSCH	Multidisciplinary, problem-based le	10.217	3,515	0	AGRICULTURE, DEPARTMENT OF / NATIONAL INSTITUTE OF FOOD AND AGRICULTURE	Texas A&M University	2018-70003-27662 PASS THRU M1901228	PF
RSCH	Adam-Improving Coverage of Aerosol	10.303	1,211	0	AGRICULTURE, DEPARTMENT OF / NATIONAL INSTITUTE OF FOOD AND AGRICULTURE	Kansas State University	20165110225816 PASS THRU S17059	PF
RSCH	Integration of Food Grade Coatings	10.303	7,922	0	AGRICULTURE, DEPARTMENT OF / NATIONAL INSTITUTE OF FOOD AND AGRICULTURE	Mississippi State University	2017-51102-27270 PASS THRU 012100.321786.02	PF
RSCH	IPM for the Ham MITE Using Alternat	10.303	41,595	0	AGRICULTURE, DEPARTMENT OF / NATIONAL INSTITUTE OF FOOD AND AGRICULTURE	Kansas State University	2018-51102-28339 PASS THRU S19012	PF
RSCH	Safety Quality Organ	10.307	(880)	0	AGRICULTURE, DEPARTMENT OF / NATIONAL INSTITUTE OF FOOD AND AGRICULTURE	University of Arizona	20105130021760 PASS THRU 52142	PF
RSCH	Wu-Persistence, Survival, and Recov	10.309	48,116	0	AGRICULTURE, DEPARTMENT OF / NATIONAL INSTITUTE OF FOOD AND AGRICULTURE	University of Florida	2015-51181-24291 PASS THRU UFDSPO0011196	PF
RSCH	Moss-Persistence, Survival, and	10.309	1,870	0	AGRICULTURE, DEPARTMENT OF / NATIONAL INSTITUTE OF FOOD AND AGRICULTURE	University of Florida	2015-51181-24291 PASS THRU UFDSPO0011196	PF
RSCH	Boyer-Persistence, Survival, and Re	10.309	41,285	0	AGRICULTURE, DEPARTMENT OF / NATIONAL INSTITUTE OF FOOD AND AGRICULTURE	University of Florida	2015-51181-24291 PASS THRU UFDSPO0011196	PF
RSCH	Rose Rosette Virus	10.309	62,459	0	AGRICULTURE, DEPARTMENT OF / NATIONAL INSTITUTE OF FOOD AND AGRICULTURE	Texas A&M University	20145118122644 PASS THRU 06S150655	PF
RSCH	Wu-Improving Drought Tolerance and	10.309	38,147	0	AGRICULTURE, DEPARTMENT OF / NATIONAL INSTITUTE OF FOOD AND AGRICULTURE	North Carolina State University	2019-51181-30472 PASS THRU 2019-1455-05	PF
RSCH	Moss-Improving Drought Tolerance	10.309	96,370	0	AGRICULTURE, DEPARTMENT OF / NATIONAL INSTITUTE OF FOOD AND AGRICULTURE	North Carolina State University	2019-51181-30472 PASS THRU 2019-1455-05	PF
RSCH	Chung-Improving Drought Tolerance	10.309	37,081	0	AGRICULTURE, DEPARTMENT OF / NATIONAL INSTITUTE OF FOOD AND AGRICULTURE	North Carolina State University	2019-51181-30472 PASS THRU 2019-1455-05	PF
RSCH	Baum-Implications of Landscape, Cro	10.310	8,307	0	AGRICULTURE, DEPARTMENT OF / NATIONAL INSTITUTE OF FOOD AND AGRICULTURE	U.S. Department of Agriculture	20176701925919	FF
RSCH	Hailhan-Influence of Preferential F	10.310	16,195	0	AGRICULTURE, DEPARTMENT OF / NATIONAL INSTITUTE OF FOOD AND AGRICULTURE	North Carolina State University	20166701926855 PASS THRU 2017198602	PF
RSCH	Participatory Approaches to Agroeco	10.310	35,250	0	AGRICULTURE, DEPARTMENT OF / NATIONAL INSTITUTE OF FOOD AND AGRICULTURE	New Mexico State University	2018-68002-28109 PASS THRU Q01999	PF
RSCH	Wheat germ supplementation will imp	10.310	56,705	0	AGRICULTURE, DEPARTMENT OF / NATIONAL INSTITUTE OF FOOD AND AGRICULTURE	U.S. Department of Agriculture	2019-67018-29260	FF
RSCH	Dietary xanthophylls in preventing	10.310	15,826	0	AGRICULTURE, DEPARTMENT OF / NATIONAL INSTITUTE OF FOOD AND AGRICULTURE	U.S. Department of Agriculture	20206701730842	FF
RSCH	Yan-Validation, Characterization, a	10.310	14,049	0	AGRICULTURE, DEPARTMENT OF / NATIONAL INSTITUTE OF FOOD AND AGRICULTURE	University of California - Davis	2017-67007-25939 PASS THRU 201603566-14/A17-0484-S014	PF
RSCH	Yan-Genome Editing for Improving W	10.310	92,850	0	AGRICULTURE, DEPARTMENT OF / NATIONAL INSTITUTE OF FOOD AND AGRICULTURE	Kansas State University	2017-67007-25932 PASS THRU S17131.01	PF
RSCH	Hagen-Use of Bovine Overgrowth Synd	10.310	7,119	0	AGRICULTURE, DEPARTMENT OF / NATIONAL INSTITUTE OF FOOD AND AGRICULTURE	University of Missouri	20186701527598 PASS THRU C000567472	PF
RSCH	Zhang-Novel non-antibiotic approach	10.310	77,203	0	AGRICULTURE, DEPARTMENT OF / NATIONAL INSTITUTE OF FOOD AND AGRICULTURE	Univ Of Tennessee	20186800327462 PASS THRU 9500070678	PF
RSCH	DeVuyst-Implications of Landscape,	10.310	26,353	0	AGRICULTURE, DEPARTMENT OF / NATIONAL INSTITUTE OF FOOD AND AGRICULTURE	U.S. Department of Agriculture	20176701925919	FF
RSCH	Giles-Implications of Landscape, Cr	10.310	7,050	0	AGRICULTURE, DEPARTMENT OF / NATIONAL INSTITUTE OF FOOD AND AGRICULTURE	U.S. Department of Agriculture	20176701925919	FF
RSCH	Sunkar-Characterizing the role of s	10.310	71,562	0	AGRICULTURE, DEPARTMENT OF / NATIONAL INSTITUTE OF FOOD AND AGRICULTURE	U.S. Department of Agriculture	20176701426201	FF
RSCH	Wang-Development of Advanced Physio	10.310	50,109	0	AGRICULTURE, DEPARTMENT OF / NATIONAL INSTITUTE OF FOOD AND AGRICULTURE	Virginia Tech University	20176701326193 PASS THRU 42256819075	PF
RSCH	Ramanthan-Characterizing the Biolog	10.310	43,981	0	AGRICULTURE, DEPARTMENT OF / NATIONAL INSTITUTE OF FOOD AND AGRICULTURE	U.S. Department of Agriculture	20176701826479	FF
RSCH	Raper-Back to Basics: Expanding Bes	10.310	10,885	0	AGRICULTURE, DEPARTMENT OF / NATIONAL INSTITUTE OF FOOD AND AGRICULTURE	U.S. Department of Agriculture	20176800626344	FF
RSCH	Will-Effects of Climate and Drought	10.310	181,963	0	AGRICULTURE, DEPARTMENT OF / NATIONAL INSTITUTE OF FOOD AND AGRICULTURE	U.S. Department of Agriculture	20186701427504	FF
RSCH	Pezeshki-Improving the Growth Perfo	10.310	66,066	0	AGRICULTURE, DEPARTMENT OF / NATIONAL INSTITUTE OF FOOD AND AGRICULTURE	U.S. Department of Agriculture	20186701627471	FF
RSCH	A field deployable rapid Anaplasma	10.310	66,005	0	AGRICULTURE, DEPARTMENT OF / NATIONAL INSTITUTE OF FOOD AND AGRICULTURE	U.S. Department of Agriculture	20186701628311	FF
RSCH	Developing Mycorrhiza Smart Agricult	10.310	73,610	0	AGRICULTURE, DEPARTMENT OF / NATIONAL INSTITUTE OF FOOD AND AGRICULTURE	U.S. Department of Agriculture	2019-67012-29527	FF
RSCH	Functional validation of Hessian fl	10.310	9,110	0	AGRICULTURE, DEPARTMENT OF / NATIONAL INSTITUTE OF FOOD AND AGRICULTURE	U.S. Department of Agriculture	2019-67013-29198	FF
RSCH	Sustainable Water Resources for Irr	10.310	43,889	0	AGRICULTURE, DEPARTMENT OF / NATIONAL INSTITUTE OF FOOD AND AGRICULTURE	Univ of Texas at El Paso	2015-68007-23130 PASS THRU 226300313G	PF
RSCH	Consumer and Societal Impacts of Mo	10.310	23,330	0	AGRICULTURE, DEPARTMENT OF / NATIONAL INSTITUTE OF FOOD AND AGRICULTURE	Mississippi State University	2019-97024-29416 PASS THRU 010500.340919.03	PF
RSCH	Enhancing Livestock Production from	10.310	170,464	0	AGRICULTURE, DEPARTMENT OF / NATIONAL INSTITUTE OF FOOD AND AGRICULTURE	Texas A&M University	20196801229819 PASS THRU M1903195	PF
RSCH	Enhancing Livestock Production from	10.310	16,313	0	AGRICULTURE, DEPARTMENT OF / NATIONAL INSTITUTE OF FOOD AND AGRICULTURE	Texas A&M University	20196801229819 PASS THRU M1903195	PF
RSCH	Increasing Water Productivity, Nutr	10.310	37,311	0	AGRICULTURE, DEPARTMENT OF / NATIONAL INSTITUTE OF FOOD AND AGRICULTURE	Kansas State University	20196801229888 PASS THRU A20-0118-S002	PF
RSCH	Robinson-Fecal Microbiota Transplan	10.310	39,731	0	AGRICULTURE, DEPARTMENT OF / NATIONAL INSTITUTE OF FOOD AND AGRICULTURE	U.S. Department of Agriculture	20186701128041	FF
RSCH	Beef Cattle Select	10.310	64,531	49,647	AGRICULTURE, DEPARTMENT OF / NATIONAL INSTITUTE OF FOOD AND AGRICULTURE	U.S. Department of Agriculture	20146700421624	FF
RSCH	App Metabolomics Det	10.310	(730)	0	AGRICULTURE, DEPARTMENT OF / NATIONAL INSTITUTE OF FOOD AND AGRICULTURE	U.S. Department of Agriculture	20146701821646	FF
RSCH	Incr Water Yield Qua	10.310	69,418	0	AGRICULTURE, DEPARTMENT OF / NATIONAL INSTITUTE OF FOOD AND AGRICULTURE	U.S. Department of Agriculture	20146701021653	FF
RSCH	Genomics Of Leaf Arc	10.310	(3,404)	0	AGRICULTURE, DEPARTMENT OF / NATIONAL INSTITUTE OF FOOD AND AGRICULTURE	U.S. Department of Agriculture	20156701422888	FF
RSCH	Jones-Regulation of latency-reactiv	10.310	150,054	26,461	AGRICULTURE, DEPARTMENT OF / NATIONAL INSTITUTE OF FOOD AND AGRICULTURE	U.S. Department of Agriculture	20176701526674	FF
RSCH	Regulation of bovine herpes virus 1	10.310	69,954	0	AGRICULTURE, DEPARTMENT OF / NATIONAL INSTITUTE OF FOOD AND AGRICULTURE	U.S. Department of Agriculture	2019-67015-29813	FF
RSCH	Regulation of bovine herpesvirus 1	10.310	2,590	0	AGRICULTURE, DEPARTMENT OF / NATIONAL INSTITUTE OF FOOD AND AGRICULTURE	U.S. Department of Agriculture	20206703431834	FF

RSCH	Butanol Production with High Yield	10,320	3,820	0	AGRICULTURE, DEPARTMENT OF / NATIONAL INSTITUTE OF FOOD AND AGRICULTURE	South Dakota State University	20143850222598 PASS THRU 3TC640	PF
RSCH	Kumar-Low Temperature Plasma Gasifi	10,320	1,202	0	AGRICULTURE, DEPARTMENT OF / NATIONAL INSTITUTE OF FOOD AND AGRICULTURE	South Dakota State University	20143850222598 PASS THRU 3TC640	PF
RSCH	Program Costs	10,320	4,761	0	AGRICULTURE, DEPARTMENT OF / NATIONAL INSTITUTE OF FOOD AND AGRICULTURE	South Dakota State University	20143850222598 PASS THRU 3TC640	PF
RSCH	Atiyeh-Advancing the National Bioec	10,320	8,989	0	AGRICULTURE, DEPARTMENT OF / NATIONAL INSTITUTE OF FOOD AND AGRICULTURE	South Dakota State University	20143850222598 PASS THRU 3TC640	PF
RSCH	Advancing Bioeconomy	10,320	8,914	0	AGRICULTURE, DEPARTMENT OF / NATIONAL INSTITUTE OF FOOD AND AGRICULTURE	South Dakota State University	20143850222598 PASS THRU 3TC640	PF
RSCH	Advancing Bioeconomy	10,320	16,135	16,135	AGRICULTURE, DEPARTMENT OF / NATIONAL INSTITUTE OF FOOD AND AGRICULTURE	South Dakota State University	20143850222598 PASS THRU 3TC640	PF
RSCH	Using Reduced-Lignin Alfalfa Cultiv	10,330	52,555	12,706	AGRICULTURE, DEPARTMENT OF / NATIONAL INSTITUTE OF FOOD AND AGRICULTURE	U.S. Department of Agriculture	20197000530290	FF
RSCH	Integrated Beef Cattle Program for	10,336	10,587	0	AGRICULTURE, DEPARTMENT OF / NATIONAL INSTITUTE OF FOOD AND AGRICULTURE	U.S. Department of Agriculture	20197002430313	FF
RSCH	Integrated Beef Cattle Program for	10,336	10,013	0	AGRICULTURE, DEPARTMENT OF / NATIONAL INSTITUTE OF FOOD AND AGRICULTURE	U.S. Department of Agriculture	20197002430313	FF
RSCH	Smith-Ecosystem Services, USDA Cons	10,902	122,348	0	AGRICULTURE, DEPARTMENT OF / NATURAL RESOURCES CONSERVATION SERVICE	U.S. Department of Agriculture	683A7517478	FF
RSCH	Document project outcomes and if,	10,902	102,379	94,258	AGRICULTURE, DEPARTMENT OF / NATURAL RESOURCES CONSERVATION SERVICE	U.S. Department of Agriculture	NR183A750010C003	FF
RSCH	Elmore-CESU-Response to Scaled Quai	10,902	5,385	0	AGRICULTURE, DEPARTMENT OF / NATURAL RESOURCES CONSERVATION SERVICE	U.S. Department of Agriculture	683A7517477	FF
RSCH	Influence of Human Policies on Less	10,902	18,796	0	AGRICULTURE, DEPARTMENT OF / NATURAL RESOURCES CONSERVATION SERVICE	U.S. Department of Agriculture	NR183A750023C001	FF
RSCH	Davis-Monitoring Wetlands Reserve E	10,931	30,208	0	AGRICULTURE, DEPARTMENT OF / NATURAL RESOURCES CONSERVATION SERVICE	U.S. Department of Agriculture	68733516505	FF
RSCH	Reducing Post-harvest Losses in Nig	10,960	6,022	0	AGRICULTURE, DEPARTMENT OF / FOREIGN AGRICULTURAL SERVICE	U.S. Department of Agriculture	FX18TA-10960R019	FF
RSCH	SCRP19 Nigeria Rice Storage @ Oklah	10,961	23,369	15,878	AGRICULTURE, DEPARTMENT OF / FOREIGN AGRICULTURAL SERVICE	U.S. Department of Agriculture	FX19SR-10961R006	FF
TOTAL DEPARTMENT OF AGRICULTURE			8,815,816	342,270				
DEPARTMENT OF COMMERCE								
RSCH	Identification of the physical mech	11,459	152,775	42,205	COMMERCE, DEPARTMENT OF / NATIONAL OCEANIC AND ATMOSPHERIC ADMINISTRATION	National Oceanic & Atmospheric Administration	NA18OAR4590307	FF
RSCH	Infrasound Observations and Demonst	11,459	167,672	8,565	COMMERCE, DEPARTMENT OF / NATIONAL OCEANIC AND ATMOSPHERIC ADMINISTRATION	National Oceanic & Atmospheric Administration	NA19OAR4590340	FF
TOTAL DEPARTMENT OF COMMERCE			320,447	50,770				
DEPARTMENT OF DEFENSE								
RSCH	Ulysses/Noctua Prope	12,000	(19,997)	0	DEPARTMENT OF DEFENSE	UML	SPAWAR CONTRACT PASS THRU PO000369	PF
RSCH	High Coefficient Per	12,000	(2,821)	0	DEPARTMENT OF DEFENSE	EPIR Technologies	FA945313M0187 PASS THRU PO09191382	PF
RSCH	Abblett-Ultimate Passive Dosimeter	12,000	3,670	0	DEPARTMENT OF DEFENSE	Xplosafe	W81XWH17C0099 PASS THRU XPLODHPP22017	PF
RSCH	Torch White Sands Missile Range	12,000	(7)	0	DEPARTMENT OF DEFENSE	Torch Technologies Inc	W31P4Q-18-D-0017 PASS THRU PO 181434	PF
RSCH	Black Dart DBOF 2018	12,000	209	0	DEPARTMENT OF DEFENSE	Torch Technologies Inc	W31P4Q-18-D-0016 PASS THRU PO 181627	PF
RSCH	UAS Subject matter Expert-Counter U	12,000	(1)	0	DEPARTMENT OF DEFENSE	Torch Technologies Inc	W31P4Q-18-D-0016 PASS THRU PO 181805	PF
RSCH	Utopia R&D	12,000	9,659	0	DEPARTMENT OF DEFENSE	UtopiaCompression Corporation	N68335-18-C-0010 PASS THRU OSU18-N161-020-03	PF
RSCH	MFIX 2018	12,000	(3,484)	0	DEPARTMENT OF DEFENSE	Torch Technologies Inc	W31P4Q-18-D-0016 PASS THRU PO 182112	PF
RSCH	Torch Hades	12,000	(82)	0	DEPARTMENT OF DEFENSE	Torch Technologies Inc	W31P4Q-18-D-0016 PASS THRU PO 182637	PF
RSCH	Software Defined Radio experiment o	12,000	9,431	0	DEPARTMENT OF DEFENSE	Stevens Institute Of Technology	HQ0034-13-D-0004 PASS THRU 2102796-02	PF
RSCH	Disablement of Vehicles and/or Remo	12,000	(2,462)	0	DEPARTMENT OF DEFENSE	Techven Systems Llc	W911NF19P0028 PASS THRU W911NF19P0028-OSU	PF
RSCH	Torch ULCANS Vermont	12,000	69	0	DEPARTMENT OF DEFENSE	Torch Technologies Inc	W31P4Q-18-D-0016 PASS THRU PO 190443	PF
RSCH	SERC SOCOM Speedfest 2019	12,000	13,570	0	DEPARTMENT OF DEFENSE	Stevens Institute Of Technology	HQ0034-13-D-0004 PASS THRU 2102796-28	PF
RSCH	Torch ULCAN ft AP Hill	12,000	21,902	0	DEPARTMENT OF DEFENSE	Torch Technologies Inc	W31P4Q-18-D-0016 PASS THRU PO 191446	PF
RSCH	Detection and Recognition of Airbor	12,000	55,005	0	DEPARTMENT OF DEFENSE	Rpx Technologies Inc	FA8651-19-P-0108 PASS THRU RPX-OSU-1	PF
RSCH	Torch 5th Army at Fort Bliss, TX	12,000	35,527	0	DEPARTMENT OF DEFENSE	Torch Technologies Inc	W31P4Q-18-D-0016 PASS THRU PO 191554	PF
RSCH	Torch Dugway Proving Ground	12,000	13,541	0	DEPARTMENT OF DEFENSE	Torch Technologies Inc	W31P4Q18D0016 PASS THRU PO 191555	PF
RSCH	MFIX 2020	12,000	415,573	0	DEPARTMENT OF DEFENSE	Torch Technologies Inc	W31P4Q18D0016 PASS THRU PO 191650	PF
RSCH	Taper-Lok Fastener Behavioral Analy	12,000	1,317	0	DEPARTMENT OF DEFENSE	Boeing Company	FA810714D0002 PASS THRU 1771352	PF
RSCH	Complete Biodegradation of Insensit	12,000	42,278	0	DEPARTMENT OF DEFENSE	University of Arizona	W912HQ19C0013 PASS THRU PO NEEDED	PF
RSCH	Integration of Efficient Small Scal	12,000	27,144	0	DEPARTMENT OF DEFENSE	Baker Engineering Llc	FA8650-19-C-2922 PASS THRU FA8650-19-C-2922	PF
RSCH	Stratosurfer UAS	12,000	6,928	0	DEPARTMENT OF DEFENSE	Torch Technologies Inc	W31P4Q18D0016 PASS THRU PO 192807	PF
RSCH	Demonstration of TFT-less Infrared-	12,000	7,940	0	DEPARTMENT OF DEFENSE	Ghost Display Technologies Llc	FA864919PA078 PASS THRU NO. 2019-1	PF
RSCH	Deice/Anti-icing for Unmanned Aeria	12,000	5,255	0	DEPARTMENT OF DEFENSE	Systems Engineering Research Center	HQ003419D0003 DO HQ003419F0363 PASS THRU 2102964-06	PF
RSCH	Failure Analysis & 3D Scan of Bolts	12,000	10,966	0	DEPARTMENT OF DEFENSE	Boeing Company	FA810719D0001 PASS THRU 1843797	PF
RSCH	I2WD SUPPORT	12,000	108,959	0	DEPARTMENT OF DEFENSE	CACI Federal Inc	GS00Q14OADU407/47QFCA19F0050 PASS THRU P000079647	PF
RSCH	Micro Computer Integrated Rifle w/U	12,000	6,600	0	DEPARTMENT OF DEFENSE	Casey Corp Defense Llc	FA864919PA082 PASS THRU FA864919PA082-OSU	PF
RSCH	Micro Computer Integrated Rifle w/	12,000	12,962	0	DEPARTMENT OF DEFENSE	Casey Corp Defense Llc	FA86490P0415 PASS THRU FA864920P0415-OSU	PF
RSCH	Wide-Range Organic Chemical Passive	12,000	4,330	0	DEPARTMENT OF DEFENSE	Xplosafe	FA8650-20-C-6217 PASS THRU XPLO-RIF-2020	PF
RSCH	CerFoil-High Efficiency Ceramic Pro	12,000	67	0	DEPARTMENT OF DEFENSE	Hydronzlix, Inc	N68335-20-C-0561 PASS THRU 7063-001	PF
RSCH	AG12RS181-Wilson-Soil Microbial Com	12,000	105	0	DEPARTMENT OF DEFENSE	Indiana University	W912HQ13C0019 PASS THRU BL4324205OSU	PF
RSCH	Long-Assessment of Prey Consumption	12,000	58,992	0	DEPARTMENT OF DEFENSE	US Army Corps of Engineers	W912HZ1620026	FF
RSCH	Gis Mapping - Econom	12,000	(25,021)	0	DEPARTMENT OF DEFENSE	US Army Corps of Engineers	W912BV09P0019	FF
RSCH	Response of American Burying Beetle	12,000	25,735	0	DEPARTMENT OF DEFENSE	Oklahoma Military Department	will be on PO PASS THRU PO 0259006720	SF
RSCH	Extended Release of Pyridostigmine	12,000	(16)	0	DEPARTMENT OF DEFENSE	InnoSense Llc	W911QY18C0200 PASS THRU EXTENDED RELEASE OF PYRIDOSTIG	
RSCH	MGMT, Species, Loggerhead Shrike	12,300	114,512	0	DEPARTMENT OF DEFENSE / DEPT OF THE NAVY	US Army Corps of Engineers	W9126G1520044	FF
RSCH	McIlroy-Next Generation Nanospring	12,300	48,750	0	DEPARTMENT OF DEFENSE / DEPT OF THE NAVY	Office of Naval Research	N000141712593	FF
RSCH	Stine-Optimization and Exploration	12,300	291,629	0	DEPARTMENT OF DEFENSE / DEPT OF THE NAVY	U.S. Air Force Research Lab	FA87501710261	FF
RSCH	Structured Low-Energy High Performa	12,300	357,441	0	DEPARTMENT OF DEFENSE / DEPT OF THE NAVY	U.S. Air Force Research Lab	FA87501820084	FF
RSCH	An Integrated Framework for Predict	12,300	143,910	0	DEPARTMENT OF DEFENSE / DEPT OF THE NAVY	Office of Naval Research	N000141812443	FF
RSCH	Insect Group/Swarm Behaviors and th	12,300	193,824	0	DEPARTMENT OF DEFENSE / DEPT OF THE NAVY	Office of Naval Research	N00014-19-1-2216	FF
RSCH	Modeling Worst-case Defender-attack	12,300	74,366	31,829	DEPARTMENT OF DEFENSE / DEPT OF THE NAVY	Office of Naval Research	N00014-19-1-2329	FF
RSCH	Task 1-Shrike	12,300	68,145	0	DEPARTMENT OF DEFENSE / DEPT OF THE NAVY	US Army Corps of Engineers	W9126G-19-2-0031	FF

RSCH	Task 2 - snake	12.300	10,632	0	DEPARTMENT OF DEFENSE / DEPT OF THE NAVY	US Army Corps of Engineers	W9126G-19-2-0031	FF
RSCH	Task 6 - vireo	12.300	679	0	DEPARTMENT OF DEFENSE / DEPT OF THE NAVY	US Army Corps of Engineers	W9126G-19-2-0031	FF
RSCH	Task 7 - jay	12.300	33,423	0	DEPARTMENT OF DEFENSE / DEPT OF THE NAVY	US Army Corps of Engineers	W9126G-19-2-0031	FF
RSCH	Task 8 - songbirds	12.300	373	0	DEPARTMENT OF DEFENSE / DEPT OF THE NAVY	US Army Corps of Engineers	W9126G-19-2-0031/10-2-0010	FF
RSCH	Task 9 - cougar	12.300	6,357	0	DEPARTMENT OF DEFENSE / DEPT OF THE NAVY	US Army Corps of Engineers	W9126G-19-2-0031	FF
RSCH	Pistol Pete's Propulsion Posse	12.300	9,488	0	DEPARTMENT OF DEFENSE / DEPT OF THE NAVY	Wichita State University	W911W61730002 PASS THRU FIRE POINT C3 CHALLENGE	PF
RSCH	Surface Plasmon Polariton Pumped Ex	12.300	7,050	0	DEPARTMENT OF DEFENSE / DEPT OF THE NAVY	Office of Naval Research	N000142012433	FF
RSCH	Luminescence Materia	12.351	(169)	0	DEPARTMENT OF DEFENSE / Defense Threat Reduction Agency	Defense Threat Reduction Agency	HDTRA11010007	FF
RSCH	Molecular Driving forces of Peptide	12.431	19,732	0	DEPARTMENT OF DEFENSE / DEPT OF THE ARMY	Colorado State University	W911NF1710383 PASS THRU G-92111-01	PF
RSCH	Online policy Synthesis for UAVs: A	12.630	35,533	0	DEPARTMENT OF DEFENSE / Office of the Secretary of Defense	U.S. Air Force Research Lab	FA8651-19-2-0009	FF
RSCH	(YIP) Robust Adaptive Autonomy	12.800	66,379	66,379	DEPARTMENT OF DEFENSE / DEPT OF THE AIR FORCE	U.S. Air Force Research Lab	FA95501510146	FF
RSCH	Sensor and Information Research Cen	12.800	14,579	0	DEPARTMENT OF DEFENSE / DEPT OF THE AIR FORCE	Wright State University	FA865015D1845 PASS THRU 669737	PF
RSCH	Fluor Mop-for Selective Cleanup of	12.800	7,504	0	DEPARTMENT OF DEFENSE / DEPT OF THE AIR FORCE	Weaver Labs Llc	FA864919PA074 PASS THRU FA864919PA074-OSU	PF
RSCH	Fluor Mop for Selective Cleanup of	12.800	2,850	0	DEPARTMENT OF DEFENSE / DEPT OF THE AIR FORCE	Weaver Labs Llc	FA864920P0423 PASS THRU FA864920P0423-OSU	PF
RSCH	Operator theoretic methods for data	12.800	10,474	0	DEPARTMENT OF DEFENSE / DEPT OF THE AIR FORCE	U.S. Air Force Research Lab	FA95502010127	FF
RSCH	Manimala-Task 1: Metamaterials-Insp	12.910	191	0	DEPARTMENT OF DEFENSE / Advanced Research Projects Agency	Defense Advanced Research Projects	D16AP00032	FF
RSCH	Manimala- Task 4: Metamaterials-Ins	12.910	215	0	DEPARTMENT OF DEFENSE / Advanced Research Projects Agency	Defense Advanced Research Projects	D16AP00032	FF
RSCH	Manimala-Task 5: Metamaterials-Insp	12.910	2,926	0	DEPARTMENT OF DEFENSE / Advanced Research Projects Agency	Defense Advanced Research Projects	D16AP00032	FF
RSCH	Robust Optimization & Control of Dy	12.910	24,147	0	DEPARTMENT OF DEFENSE / Advanced Research Projects Agency	Virginia Tech University	N660011824030 PASS THRU 45055919075	PF
RSCH	Wayadande-Team Maize Hopper	12.910	64	0	DEPARTMENT OF DEFENSE / Advanced Research Projects Agency	Ohio State University	HR00111720054 PASS THRU PHASE I: 60060484	PF
RSCH	Team Maize Hopper	12.910	61,240	0	DEPARTMENT OF DEFENSE / Advanced Research Projects Agency	Ohio State University	HR0011-17-2-0054 PASS THRU 60066430	PF
RSCH	Phase III: Team Maize Hopper	12.910	36,331	0	DEPARTMENT OF DEFENSE / Advanced Research Projects Agency	Ohio State University	HR0011-17-2-0054 PASS THRU 60075278	PF
TOTAL DEPARTMENT OF DEFENSE			2,486,418	98,208				

DEPARTMENT OF INTERIOR

RSCH	Veenstra-Economic Recovery and Reus	15.000	32,777	0	BUREAU OF INDIAN AFFAIRS, DEPARTMENT OF THE INTERIOR	Xplosafe	EPD18007 PASS THRU 2561200	PF
RSCH	Blue River Watershed-Based Plan	15.022	21,251	0	INTERIOR, DEPARTMENT OF THE / BUREAU OF INDIAN AFFAIRS AND BUREAU OF INDIAN EDUCATION	Chickasaw Nation	A19AV00037 PASS THRU BLUE RIVER WATERSHED-BASED PLA	PF
RSCH	Jfsp11-1-2-19	15.232	(3,191)	0	INTERIOR, DEPARTMENT OF THE / BUREAU OF LAND MANAGEMENT	Bureau of Land Management	L11AC20259	FF
RSCH	Solar Thermal Distillation Technolo	15.506	25,798	0	INTERIOR, DEPARTMENT OF THE / BUREAU OF RECLAMATION	U.S. Department of the Interior	R19AC00112	FF
RSCH	Mgmt Restoration	15.614	(3,626)	0	INTERIOR, DEPARTMENT OF THE / U.S. FISH AND WILDLIFE SERVICE	U.S. Fish & Wildlife Services	F13AC000871	FF
RSCH	DNA Analysis of Fecal Material	15.615	(7)	0	INTERIOR, DEPARTMENT OF THE / U.S. FISH AND WILDLIFE SERVICE	Oklahoma Department of Wildlife Conservation	F15AP00924 PASS THRU DNA ANALYSIS OF FECAL MATERIAL	SF
RSCH	Baum-Effects of Red Imported Fire A	15.630	12,481	0	INTERIOR, DEPARTMENT OF THE / U.S. FISH AND WILDLIFE SERVICE	Coastal Bend Bays & Estuaries Programs Inc	F16AC00617 PASS THRU 1728OSU	PF
RSCH	Baum-Southern Plains Region Pollina	15.634	24,803	0	INTERIOR, DEPARTMENT OF THE / U.S. FISH AND WILDLIFE SERVICE	Texas Parks and Wildlife Dept	F16AP01033 PASS THRU 492118	PF
RSCH	VanDenBussche-A Survey for Three Sp	15.634	(1,328)	0	INTERIOR, DEPARTMENT OF THE / U.S. FISH AND WILDLIFE SERVICE	Kansas Department of Wildlife, Parks, and Tourism	F16AF01119 PASS THRU F16AF01119/T44R1	PF
RSCH	Distribution, Affiliation, and Abun	15.634	1,552	0	INTERIOR, DEPARTMENT OF THE / U.S. FISH AND WILDLIFE SERVICE	Oklahoma Department of Wildlife Conservation	F18AF00380T103R1 PASS THRU PO3209007243	SF
RSCH	Status of the Regal Frilllary (Spe	15.634	2,188	0	INTERIOR, DEPARTMENT OF THE / U.S. FISH AND WILDLIFE SERVICE	Oklahoma Department of Wildlife Conservation	F18AF00933 PASS THRU F18AF00933 (T-110-R-1)	SF
RSCH	Status of the Regal Frilllary (Spe	15.634	31,026	0	INTERIOR, DEPARTMENT OF THE / U.S. FISH AND WILDLIFE SERVICE	Oklahoma Department of Wildlife Conservation	F18AF00933 PASS THRU PO3209007420	SF
RSCH	Distribution, Affiliation,	15.634	33,754	0	INTERIOR, DEPARTMENT OF THE / U.S. FISH AND WILDLIFE SERVICE	Oklahoma Department of Wildlife Conservation	F18AF-380 (T-103-R-1) PASS THRU PO3209007243	SF
RSCH	Assess Distrib/Popul-Burying Beetle	15.634	23,127	0	INTERIOR, DEPARTMENT OF THE / U.S. FISH AND WILDLIFE SERVICE	South Dakota Department Of Game Fish & Parks	F17AP00510 PASS THRU SD U-5-R-1	PF
RSCH	AG15RS248-OConnell-Ecologocal Assem	15.634	(2,215)	0	INTERIOR, DEPARTMENT OF THE / U.S. FISH AND WILDLIFE SERVICE	Oklahoma Department of Wildlife Conservation	F15AF01197 PASS THRU F15AF01197 (T-88-1)	SF
RSCH	Least Darter & Sympatric Species-Mt	15.634	731	0	INTERIOR, DEPARTMENT OF THE / U.S. FISH AND WILDLIFE SERVICE	Oklahoma Department of Wildlife Conservation	F17AF01254 (T-99-R-1) PASS THRU PO3209006991	SF
RSCH	Movement and Flow-recruitment Relat	15.634	841	0	INTERIOR, DEPARTMENT OF THE / U.S. FISH AND WILDLIFE SERVICE	Oklahoma Department of Wildlife Conservation	F18AF00575 (T-104-R-1) PASS THRU PO3209007312	SF
RSCH	Assessing the Distribution and Habi	15.634	32,135	0	INTERIOR, DEPARTMENT OF THE / U.S. FISH AND WILDLIFE SERVICE	Oklahoma Department of Wildlife Conservation	F17AF01254 (T-99-R-1) PASS THRU PO 3209006991	SF
RSCH	Movement and Flow-recruitment Relat	15.634	84,050	45,833	INTERIOR, DEPARTMENT OF THE / U.S. FISH AND WILDLIFE SERVICE	Oklahoma Department of Wildlife Conservation	F18AF00575 (T-104-R-1) PASS THRU PO3209007312	SF
RSCH	Movement and Flow-recruitment Relat	15.634	277	0	INTERIOR, DEPARTMENT OF THE / U.S. FISH AND WILDLIFE SERVICE	Oklahoma Department of Wildlife Conservation	F18AF00575 (T-104-R-1) PASS THRU PO 3209007312	SF
RSCH	Baum-Monarch-Pollinator Monitoring,	15.669	12,886	0	INTERIOR, DEPARTMENT OF THE / U.S. FISH AND WILDLIFE SERVICE	Wildlife Management Institute Llc	F14AC00887 PASS THRU GCPLCC20171	PF
RSCH	Smith-Characterization of Space Use	15.678	39,047	0	INTERIOR, DEPARTMENT OF THE / U.S. FISH AND WILDLIFE SERVICE	U.S. Fish & Wildlife Services	F17AC01226	FF
RSCH	Oklahoma Water Resource Research In	15.805	3,558	0	INTERIOR, DEPARTMENT OF THE / U.S. Geological Survey	U.S. Geological Survey	G16AP00077-0007	FF
RSCH	Oklahoma Water Resource Research In	15.805	20,721	0	INTERIOR, DEPARTMENT OF THE / U.S. Geological Survey	U.S. Geological Survey	G16AP00077-0007	FF
RSCH	Ekin-YR 5 OK Water Resources Resear	15.805	3,704	0	INTERIOR, DEPARTMENT OF THE / U.S. Geological Survey	U.S. Geological Survey	G16AP00077-0008	FF
RSCH	Vilcaez-YR 5 OK Water Resources Res	15.805	4,696	0	INTERIOR, DEPARTMENT OF THE / U.S. Geological Survey	U.S. Geological Survey	G16AP00077-0008	FF
RSCH	Lampert-YR 5 OK Water Resources Res	15.805	1,170	0	INTERIOR, DEPARTMENT OF THE / U.S. Geological Survey	U.S. Geological Survey	G16AP00077-0008	FF
RSCH	Wagner-Oklahoma Water Resources Res	15.805	11,427	8,448	INTERIOR, DEPARTMENT OF THE / U.S. Geological Survey	U.S. Geological Survey	G16AP00077	FF
RSCH	Oklahoma Water Resources Research	15.805	165	0	INTERIOR, DEPARTMENT OF THE / U.S. Geological Survey	U.S. Geological Survey	G16AP00077	FF
RSCH	Oklahoma Water Resource Research In	15.805	22,328	22,328	INTERIOR, DEPARTMENT OF THE / U.S. Geological Survey	U.S. Geological Survey	G16AP00077-0007	FF
RSCH	Oklahoma Water Resource Research In	15.805	29,711	0	INTERIOR, DEPARTMENT OF THE / U.S. Geological Survey	U.S. Geological Survey	G16AP00077-0007	FF
RSCH	Oklahoma Water Resource Research In	15.805	5,000	0	INTERIOR, DEPARTMENT OF THE / U.S. Geological Survey	U.S. Geological Survey	G16AP00077-0007	FF
RSCH	Goodwell Precipitation Collection S	15.808	1,521	0	INTERIOR, DEPARTMENT OF THE / U.S. Geological Survey	U.S. Geological Survey	GOODWELL PRECIPITATION COLLECT	FF
RSCH	Goodwell Precipitation Collection S	15.808	1,222	0	INTERIOR, DEPARTMENT OF THE / U.S. Geological Survey	U.S. Geological Survey	FY19 GOODWELL PRECIPITATION	FF
RSCH	The Efficacy and Safety of Silicone	15.808	115,006	0	INTERIOR, DEPARTMENT OF THE / U.S. Geological Survey	U.S. Geological Survey	G16AC00050	FF
RSCH	Influnce Usda Progrm	15.812	(640)	0	INTERIOR, DEPARTMENT OF THE / U.S. Geological Survey	U.S. Geological Survey	G12AC20319	FF
RSCH	Genetic Analysis of Golden Eagles	15.812	20,000	0	INTERIOR, DEPARTMENT OF THE / U.S. Geological Survey	New Mexico State University	G14AC00273 PASS THRU PO191644	PF
RSCH	Brewer-Evaluating Changes in Fish A	15.812	43,020	0	INTERIOR, DEPARTMENT OF THE / U.S. Geological Survey	U.S. Geological Survey	G16AC00394	FF
RSCH	Brewer-Determining Instream Flows N	15.812	101,148	0	INTERIOR, DEPARTMENT OF THE / U.S. Geological Survey	U.S. Geological Survey	G17AC00375	FF
RSCH	Brewer-Evaluation of Sustainable Wa	15.812	42,646	0	INTERIOR, DEPARTMENT OF THE / U.S. Geological Survey	U.S. Geological Survey	G18AC00050	FF
RSCH	Long-Assessing Distribution of Yaqu	15.812	44,112	0	INTERIOR, DEPARTMENT OF THE / U.S. Geological Survey	U.S. Geological Survey	G18AC00059	FF
RSCH	Rainbow Trout	15.812	(145)	0	INTERIOR, DEPARTMENT OF THE / U.S. Geological Survey	U.S. Geological Survey	G15AC00064	FF

RSCH	StateView Program Development and O	15,815	13,838	0	INTERIOR, DEPARTMENT OF THE / U.S. Geological Survey	America View	G18AP00077 PASS THRU AV18OK02	PF
RSCH	DOI S. Central Reg Climate Sci Ctr	15,820	(15,518)	0	INTERIOR, DEPARTMENT OF THE / U.S. Geological Survey	University of Oklahoma	GA12AC20512 PASS THRU 2014-52	SF
RSCH	Wildfire probability mapping based	15,820	88,402	73,406	INTERIOR, DEPARTMENT OF THE / U.S. Geological Survey	University of Oklahoma	G18AC00278 PASS THRU 2019-23	SF
RSCH	Hosting the Department of the Inter	15,820	89,290	0	INTERIOR, DEPARTMENT OF THE / U.S. Geological Survey	University of Oklahoma	G19AC00086 PASS THRU 2020-15	SF
RSCH	New Paradigms for Environmental Flo	15,820	16,839	0	INTERIOR, DEPARTMENT OF THE / U.S. Geological Survey	University of Oklahoma	G20AC00067 PASS THRU 2020-62	SF
RSCH	OLI Database FY2019	15,904	45,168	0	INTERIOR, DEPARTMENT OF THE / NATIONAL PARK SERVICE	Oklahoma Historical Society	P18AF00017 PASS THRU 18-804	SF
RSCH	OLI Database FY2020	15,904	57,549	0	INTERIOR, DEPARTMENT OF THE / NATIONAL PARK SERVICE	Oklahoma Historical Society	P18AF00017 PASS THRU 19-804	SF
TOTAL DEPARTMENT OF INTERIOR		1,134,296	150,015					
DEPARTMENT OF JUSTICE								
RSCH	Iron Mustang Project	16,000	57,371	0	DEPARTMENT OF JUSTICE	Bureau Of Alcohol Tobacco Firearms And Explosives	DJA-16-AHDQ-V-0844	FF
RSCH	Iron Mustang Project	16,000	38,451	0	DEPARTMENT OF JUSTICE	Bureau Of Alcohol Tobacco Firearms And Explosives	DJA-16-AHDQ-V-0844	FF
RSCH	Lavine-Application of Raman and Inf	16,560	120,803	0	JUSTICE, DEPARTMENT OF / OFFICE OF JUSTICE PROGRAMS	U.S. Department of Justice	2017-IJ-CX0022	FF
RSCH	Kalkan-Application of Raman and Inf	16,560	43,804	0	JUSTICE, DEPARTMENT OF / OFFICE OF JUSTICE PROGRAMS	U.S. Department of Justice	2017-IJ-CX0022	FF
RSCH	Exploration of RNA Degradation in D	16,560	96,339	0	JUSTICE, DEPARTMENT OF / OFFICE OF JUSTICE PROGRAMS	National Institute of Justice	2018-DU-BX-0206	FF
TOTAL DEPARTMENT OF JUSTICE		356,768	0					
DEPARTMENT OF TRANSPORTATION								
RSCH	Resist Frost Damage	20,000	67,986	66,610	DEPARTMENT OF TRANSPORTATION	Oklahoma Department of Transportation	JP3080204 PASS THRU TPFTPF5297	SF
RSCH	Wang-Long Term Performance Monitori	20,000	74,449	0	DEPARTMENT OF TRANSPORTATION	Texas A&M Transportation Institute	DTFH6116D00004 PASS THRU 12S161232	PF
RSCH	West-ECE: Measurement #6	20,000	(759)	0	DEPARTMENT OF TRANSPORTATION	Federal Aviation Administration	DTFAAC17A80000	FF
RSCH	Perf Eng Concrete Pav Mix TPF5(368)	20,000	182,704	0	DEPARTMENT OF TRANSPORTATION	Snyder & Associates, Inc	4748029A PASS THRU TPF 5(368)	PF
RSCH	GU18RS007:Investigation Slag-Cement	20,000	8,808	0	DEPARTMENT OF TRANSPORTATION	Oklahoma Department of Transportation	SPRY-0010(071)RS JP01946(70) PASS THRU 2400-18-05	SF
RSCH	TO #1: Track Structure Modeling Sup	20,000	20,978	0	DEPARTMENT OF TRANSPORTATION	Ensco Inc	693JJ618D000005 PASS THRU G27421-4000, Task Order #01	PF
RSCH	Certification, Validation and Safe	20,000	60	0	DEPARTMENT OF TRANSPORTATION	Federal Aviation Administration	692M15-20-C-00012	FF
RSCH	West-FAA COE Zone 3 ILS Measurement	20,109	48,071	0	TRANSPORTATION, DEPARTMENT OF / FEDERAL AVIATION ADMINISTRATION	Federal Aviation Administration	16CTTHPOKSU	FF
RSCH	Jacob-FAA COE Zone 3 ILS Measuremen	20,109	1,663	0	TRANSPORTATION, DEPARTMENT OF / FEDERAL AVIATION ADMINISTRATION	Federal Aviation Administration	16CTTHPOKSU	FF
RSCH	Incorporation of Speed Data Sets	20,200	(6,853)	0	TRANSPORTATION, DEPARTMENT OF / FEDERAL HIGHWAY ADMINISTRATION	University of Oklahoma	SPR2160(B) SPRY-0010(064)RS JP01946(66) PASS THRU 2016-56	SF
RSCH	Ley-Using Medical X-ray Machines to	20,200	9,703	0	TRANSPORTATION, DEPARTMENT OF / FEDERAL HIGHWAY ADMINISTRATION	National Academies Of Science	DTFH6113H00024 PASS THRU SUB0001024	PF
RSCH	Ley-Use of a Novel Controlled Relea	20,200	73	0	TRANSPORTATION, DEPARTMENT OF / FEDERAL HIGHWAY ADMINISTRATION	Oklahoma Department of Transportation	SPRY-0010(071)RS JP01946(70) PASS THRU SPR ITEM 2268	SF
RSCH	Wang-Developing Standard Definition	20,200	99,793	0	TRANSPORTATION, DEPARTMENT OF / FEDERAL HIGHWAY ADMINISTRATION	National Academy Of Sciences	DTFH6113H00024 PASS THRU HR0157A	PF
RSCH	Wang-Determining Concrete Patch Loc	20,200	14,110	0	TRANSPORTATION, DEPARTMENT OF / FEDERAL HIGHWAY ADMINISTRATION	Purdue University	SPR4213 PASS THRU 420284841	PF
RSCH	FAST Act Emergency Vehicle (EV-3) L	20,200	21,566	0	TRANSPORTATION, DEPARTMENT OF / FEDERAL HIGHWAY ADMINISTRATION	Oklahoma Department of Transportation	SPRY-0010(071)RS JP01946(70) PASS THRU 2400-18-03	SF
RSCH	Computer Analysis to Investigate Hi	20,200	5,766	0	TRANSPORTATION, DEPARTMENT OF / FEDERAL HIGHWAY ADMINISTRATION	Oklahoma Department of Transportation	SPRY-0010(071)RS JP01946(70) PASS THRU 2400-18-06	SF
RSCH	Long Term Pavement Performance (LTP	20,200	14,084	0	TRANSPORTATION, DEPARTMENT OF / FEDERAL HIGHWAY ADMINISTRATION	Oklahoma Department of Transportation	SPRY-0010(073)RS JP01946(72) PASS THRU SPR ITEM 2115	SF
RSCH	Utilizing Pavement Friction and Te	20,200	46,167	0	TRANSPORTATION, DEPARTMENT OF / FEDERAL HIGHWAY ADMINISTRATION	Oklahoma Department of Transportation	SPRY-0010(073)RS JP01946(72) PASS THRU SPR ITEM 2309	SF
RSCH	Continuous Friction Measurement Equ	20,200	45,071	0	TRANSPORTATION, DEPARTMENT OF / FEDERAL HIGHWAY ADMINISTRATION	Oklahoma Department of Transportation	SPRY-0010(073)RS JP01946(72) PASS THRU SPR ITEM 2306	SF
RSCH	Shrinkage Induced Deformations in S	20,200	37,904	0	TRANSPORTATION, DEPARTMENT OF / FEDERAL HIGHWAY ADMINISTRATION	Oklahoma Department of Transportation	SPRY-0010(073)RS JP01946(72) PASS THRU SPR ITEM 2260	SF
RSCH	Development of Concrete Mixtures to	20,200	(8,442)	0	TRANSPORTATION, DEPARTMENT OF / FEDERAL HIGHWAY ADMINISTRATION	Oklahoma Department of Transportation	SPRY-0010(073)RS JP01946(72) PASS THRU SPR ITEM 2274	SF
RSCH	The Use of Resilivity Testing for	20,200	30,562	0	TRANSPORTATION, DEPARTMENT OF / FEDERAL HIGHWAY ADMINISTRATION	Oklahoma Department of Transportation	SPRY-0010(073)RS JP01946(72) PASS THRU SPR ITEM 2266	SF
RSCH	Load Test monitoring of I-235 Bridg	20,200	72,822	0	TRANSPORTATION, DEPARTMENT OF / FEDERAL HIGHWAY ADMINISTRATION	Oklahoma Department of Transportation	SPRY-0010(073)RS JP01946(72) PASS THRU SPR ITEM 2302	SF
RSCH	Identifying Existing Opportunities	20,200	26,853	0	TRANSPORTATION, DEPARTMENT OF / FEDERAL HIGHWAY ADMINISTRATION	Oklahoma Department of Transportation	SPRY-0010(071)RS JP01946(70) PASS THRU 2400-18-07	SF
RSCH	Use of a Novel Controlled Release S	20,200	33,315	0	TRANSPORTATION, DEPARTMENT OF / FEDERAL HIGHWAY ADMINISTRATION	Oklahoma Department of Transportation	SPRY-0010(073)RS JP01946(72) PASS THRU SPR ITEM 2268	SF
RSCH	Evaluating the Performance of Exist	20,200	33,027	0	TRANSPORTATION, DEPARTMENT OF / FEDERAL HIGHWAY ADMINISTRATION	University Of Kansas Center For Research Inc	SPRY-0010(073)RS JP01946(72) PASS THRU FY2019-040	PF
RSCH	Updating ODOT's Contract Time Deter	20,200	59,369	0	TRANSPORTATION, DEPARTMENT OF / FEDERAL HIGHWAY ADMINISTRATION	Oklahoma Department of Transportation	SPRY0010(71)RS JP01946(70) PASS THRU 2400-19-02	SF
RSCH	ODOT Involvement with the NCAT Test	20,200	49,156	0	TRANSPORTATION, DEPARTMENT OF / FEDERAL HIGHWAY ADMINISTRATION	Oklahoma Department of Transportation	SPRY0010(73)RS JP01946(72) PASS THRU 2400-19-03	SF
RSCH	Ground Tire Rubber (GTR), (dry proc	20,200	21,932	0	TRANSPORTATION, DEPARTMENT OF / FEDERAL HIGHWAY ADMINISTRATION	Oklahoma Department of Transportation	SPRY0010(73)RS JP01946(72) PASS THRU 2400-19-04	SF
RSCH	ODOT Task Order Contract - Administ	20,200	4,381	0	TRANSPORTATION, DEPARTMENT OF / FEDERAL HIGHWAY ADMINISTRATION	Oklahoma Department of Transportation	SPRY0010(73)RS JP01946(72) PASS THRU 2400-19-01	SF
RSCH	Screening Tools for Considering Gra	20,200	10,553	0	TRANSPORTATION, DEPARTMENT OF / FEDERAL HIGHWAY ADMINISTRATION	Oklahoma Department of Transportation	SPRY-0010(73)RS JP01946(72) PASS THRU 2400-19-06	SF
RSCH	Reiew and Analysis of Current Envi	20,200	(380)	0	TRANSPORTATION, DEPARTMENT OF / FEDERAL HIGHWAY ADMINISTRATION	Oklahoma Department of Transportation	JP01946(72) PASS THRU 2400-19-05	SF
RSCH	Performance Based Classification Me	20,200	190,881	7,936	TRANSPORTATION, DEPARTMENT OF / FEDERAL HIGHWAY ADMINISTRATION	Federal Highway Administration	693JJ31950018	FF
RSCH	Performance Based Classification Me	20,200	36,138	0	TRANSPORTATION, DEPARTMENT OF / FEDERAL HIGHWAY ADMINISTRATION	Federal Highway Administration	693JJ31950018	FF
RSCH	Shrinkage Induced Deformations in S	20,200	40,753	0	TRANSPORTATION, DEPARTMENT OF / FEDERAL HIGHWAY ADMINISTRATION	Oklahoma Department of Transportation	SPRY-0010(082)RS JP01946(76) PASS THRU SPR ITEM 2260	SF
RSCH	Use of a Novel Controlled Release S	20,200	94,876	0	TRANSPORTATION, DEPARTMENT OF / FEDERAL HIGHWAY ADMINISTRATION	Oklahoma Department of Transportation	SPRY0010(082)RS JP01946(76) PASS THRU SPR ITEM 2268	SF
RSCH	Load Test monitoring of I-235 Bridg	20,200	50,580	0	TRANSPORTATION, DEPARTMENT OF / FEDERAL HIGHWAY ADMINISTRATION	Oklahoma Department of Transportation	SPRY0010(082)RS JP 01946(76) PASS THRU SPR ITEM 2302	SF
RSCH	Development of Concrete Mixtures to	20,200	66,048	0	TRANSPORTATION, DEPARTMENT OF / FEDERAL HIGHWAY ADMINISTRATION	Oklahoma Department of Transportation	SPRY0010(082)RS JP01946(76) PASS THRU SPR ITEM 2274	SF
RSCH	Utilizing Pavement Friction and Te	20,200	32,152	0	TRANSPORTATION, DEPARTMENT OF / FEDERAL HIGHWAY ADMINISTRATION	Oklahoma Department of Transportation	SPRY0010(082)RS JP01946(76) PASS THRU SPR ITEM 2309	SF
RSCH	Evaluating the Expected Life and Re	20,200	52,636	0	TRANSPORTATION, DEPARTMENT OF / FEDERAL HIGHWAY ADMINISTRATION	Oklahoma Department of Transportation	SPRY0010(082)RS JP01946(76) PASS THRU SP&R Item 2287	SF
RSCH	Instrumentation in End Regions of P	20,200	62,848	0	TRANSPORTATION, DEPARTMENT OF / FEDERAL HIGHWAY ADMINISTRATION	Oklahoma Department of Transportation	SPRY-0010(082)RS JP 01946(76) PASS THRU 2400-20-04	SF
RSCH	Evaluation of AASHTO T 324	20,200	47,099	0	TRANSPORTATION, DEPARTMENT OF / FEDERAL HIGHWAY ADMINISTRATION	Oklahoma Department of Transportation	SPRY-0010(82)RS JP 01946(76) PASS THRU 2400-20-03	SF
RSCH	Evaluating the Performance of Exist	20,200	33,790	0	TRANSPORTATION, DEPARTMENT OF / FEDERAL HIGHWAY ADMINISTRATION	University Of Kansas Center For Research Inc	SPRY-0010(082)RS JP 01946(76) PASS THRU FY2020-034	PF
RSCH	Work Order 2: Performance Engineer	20,200	36	0	TRANSPORTATION, DEPARTMENT OF / FEDERAL HIGHWAY ADMINISTRATION	Iowa State University	693JJ31950004 PASS THRU 019859WQ2C	PF
RSCH	Evaluation of the Effectiveness of	20,200	11,836	0	TRANSPORTATION, DEPARTMENT OF / FEDERAL HIGHWAY ADMINISTRATION	Oklahoma Department of Transportation	SPRY0010(082)RS JP01946(76) PASS THRU 2400-20-05	SF
RSCH	Verification and Correlation of 0.1	20,200	5,301	0	TRANSPORTATION, DEPARTMENT OF / FEDERAL HIGHWAY ADMINISTRATION	Oklahoma Department of Transportation	SPRY0010(082)RS JP01946(76) PASS THRU 2400-20-06	SF
RSCH	Martin-Roadside Vegetarian Manageme	20,200	(1,624)	0	TRANSPORTATION, DEPARTMENT OF / FEDERAL HIGHWAY ADMINISTRATION	Oklahoma Department of Transportation	SPRY-0010(071)RS JP01946(70) PASS THRU SPR ITEM 2157	SF
RSCH	Roadside Vegetation Management Rese	20,200	36,003	0	TRANSPORTATION, DEPARTMENT OF / FEDERAL HIGHWAY ADMINISTRATION	Oklahoma Department of Transportation	SPRY-0010(073)RS JP01946(72) PASS THRU SPR ITEM 2157	SF
RSCH	Roadside Vegetation Management Rese	20,200	21,431	0	TRANSPORTATION, DEPARTMENT OF / FEDERAL HIGHWAY ADMINISTRATION	Oklahoma Department of Transportation	SPRY0010(082)RS JP01946(76) PASS THRU SPR ITEM 2157	SF

RSCH	Liu-Study the Impacts of Freight Co	20.701	(86)	0	TRANSPORTATION, DEPARTMENT OF / OFFICE OF THE SECRETARY	Louisiana State University	69A3551747106 PASS THRU PO0000029576	PF
RSCH	Soliman-Sustainability-based Long-t	20.701	(855)	0	TRANSPORTATION, DEPARTMENT OF / OFFICE OF THE SECRETARY	Louisiana State University	69A3551747106 PASS THRU PO0000029576	PF
RSCH	Admin-Transportation Consortium of	20.701	1,496	0	TRANSPORTATION, DEPARTMENT OF / OFFICE OF THE SECRETARY	Louisiana State University	69A3551747106 PASS THRU PO0000029576	PF
RSCH	Tran-SET: Vehicle Sensing and Commu	20.701	9,246	0	TRANSPORTATION, DEPARTMENT OF / OFFICE OF THE SECRETARY	Louisiana State University	69A3551747106 PASS THRU PO0000029576	PF
RSCH	Tran-SET: Vehicle Sensing and Commu	20.701	18,522	0	TRANSPORTATION, DEPARTMENT OF / OFFICE OF THE SECRETARY	Louisiana State University	69A3551747106 PASS THRU PO0000029576	PF
RSCH	Tran-SET: Developing Implementable	20.701	5,655	0	TRANSPORTATION, DEPARTMENT OF / OFFICE OF THE SECRETARY	Louisiana State University	69A3551747106 PASS THRU PO0000029576	PF
RSCH	Tran-SET: A Comprehensive Framework	20.701	50,728	0	TRANSPORTATION, DEPARTMENT OF / OFFICE OF THE SECRETARY	Louisiana State University	69A3551747106 PASS THRU PO0000029576	PF
RSCH	Transportation Consortium of South-	20.701	13,240	0	TRANSPORTATION, DEPARTMENT OF / OFFICE OF THE SECRETARY	Louisiana State University	69A3551747106 PASS THRU PO 0000029576	PF
RSCH	Phase IV: Development of a GIS App	20.703	32,994	0	TRANSPORTATION, DEPARTMENT OF / PIPELINE AND HAZARDOUS MATERIALS SAFETY ADMINISTRATON	Oklahoma Department of Emergency Management	HMHMP0536160100 PASS THRU EN19RS066	SF
RSCH	Phase V: Using HazMat Flow Analyzer	20.703	89,873	0	TRANSPORTATION, DEPARTMENT OF / PIPELINE AND HAZARDOUS MATERIALS SAFETY ADMINISTRATON	Oklahoma Department of Emergency Management	693JK31940045HMEP PASS THRU EN20RS051	SF
RSCH	Phase V: Using HazMat Flow Analyzer	20.703	15,984	0	TRANSPORTATION, DEPARTMENT OF / PIPELINE AND HAZARDOUS MATERIALS SAFETY ADMINISTRATON	Oklahoma Department of Emergency Management	693JK31940045HMEP PASS THRU EN20RS051	SF
RSCH	Electromagnetic Strategies	20.724	(79)	0	TRANSPORTATION, DEPARTMENT OF / PIPELINE AND HAZARDOUS MATERIALS SAFETY ADMINISTRATON	University of Tulsa	DTPH5615HCAP07 PASS THRU 14-2-1206695-94802	PF
RSCH	Biobased Trsp	20.761	(5,679)	0	TRANSPORTATION, DEPARTMENT OF / OFFICE OF THE SECRETARY	U.S. Department Of Transportation	DTOS5907G00053	FF
TOTAL DEPARTMENT OF TRANSPORTATION			2,036,315	74,546				

GENERAL SERVICES ADMINISTRATION

RSCH	SOCOM TM & Acoustic Task 2	39.000	1,472	0	GENERAL SERVICES ADMINISTRATION	Smartronix	GS00Q09BGD0050 PASS THRU 18R1ST02	PF
RSCH	SOCOM TM and Acoustic SME Support	39.000	10,122	0	GENERAL SERVICES ADMINISTRATION	Smartronix	GS00Q09BGD0050 PASS THRU 18R18ST02	PF
RSCH	Horizon II Radio and GPS Research P	39.000	38,982	0	GENERAL SERVICES ADMINISTRATION	Cambridge International Systems Inc	47QRAA18D005T PASS THRU SC-OSU-CIOSP3-2018	PF
RSCH	Horizon II Radio and GPS Research P	39.000	(7,792)	0	GENERAL SERVICES ADMINISTRATION	Cambridge International Systems Inc	47QRAA18D005T PASS THRU SC-OSU-CIOSP3-2018	PF
RSCH	TO No1-Group 3 unmanned airborne s	39.000	27,948	0	GENERAL SERVICES ADMINISTRATION	Cambridge International Systems Inc	47QRAA18D005T PASS THRU SC-OSU-GOSMS 2020 TO 1	PF
TOTAL GENERAL SERVICES ADMINISTRATION			70,732	0				

NATIONAL AERONAUTICS AND SPACE ADMINISTRATION

RSCH	Nested Cavity Reciprocal Field Stud	43.000	70,032	0	NATIONAL AERONAUTICS AND SPACE ADMINISTRATION	A.I. Solutions	NNK17LA01C PASS THRU 17-001-03	PF
RSCH	Experiments to Characterize Statist	43.000	37,922	0	NATIONAL AERONAUTICS AND SPACE ADMINISTRATION	RobustPhysics	80NSSC19C0558 PASS THRU EN19RS311	PF
RSCH	SBIR PHASE 1: Z4.01-3282 MISSE Expt	43.000	15,184	0	NATIONAL AERONAUTICS AND SPACE ADMINISTRATION	Infinite Composites Technologies	80NSSC19C0417 PASS THRU SBIR PHASE 1	PF
RSCH	IDEA: Inflatable/Deployable Experim	43.003	1,368	0	NATIONAL AERONAUTICS AND SPACE ADMINISTRATION	National Space Grant Foundation	80NSSC18M0035 PASS THRU XHAB 2019-03	PF
RSCH	Next Generation User Interfaces for	43.003	27,590	0	NATIONAL AERONAUTICS AND SPACE ADMINISTRATION	National Space Grant Foundation	80NSSC18M0035 PASS THRU XHAB 2020-10	PF
RSCH	Sumoylation under microgravity and	43.007	71,384	0	NATIONAL AERONAUTICS AND SPACE ADMINISTRATION	National Aeronautics and Space Administration	80NSSC19K0428	FF
RSCH	Radiation Smart Stru	43.008	(376)	0	NATIONAL AERONAUTICS AND SPACE ADMINISTRATION	University of Oklahoma	NNX14AN41A PASS THRU 2015-12	SF
RSCH	Radiation Smart Stru	43.008	1,652	0	NATIONAL AERONAUTICS AND SPACE ADMINISTRATION	University of Oklahoma	NNX14AN41A PASS THRU 2015-12	SF
RSCH	Radiation Smart Stru	43.008	(335)	0	NATIONAL AERONAUTICS AND SPACE ADMINISTRATION	University of Oklahoma	NNX14AN41A PASS THRU 2015-12	SF
RSCH	Extracting the Photonic Spectrum	43.008	8,362	0	NATIONAL AERONAUTICS AND SPACE ADMINISTRATION	University of Tulsa	NNX15AM75A PASS THRU 14-2-1205324-94814	PF
RSCH	Materer-High Efficiency Flexible Di	43.008	645	0	NATIONAL AERONAUTICS AND SPACE ADMINISTRATION	University of Oklahoma	NNX16AQ97A PASS THRU 2017-20	SF
RSCH	AS17RS258;Vaidyanathan/Berton-Radia	43.008	54,448	0	NATIONAL AERONAUTICS AND SPACE ADMINISTRATION	National Aeronautics and Space Administration	80NSSC17M0036	FF
RSCH	Space-borne antennas-main	43.008	189,835	189,835	NATIONAL AERONAUTICS AND SPACE ADMINISTRATION	National Aeronautics and Space Administration	80NSSC18M0032	FF
RSCH	Space-borne antennas-subs	43.008	15,240	15,240	NATIONAL AERONAUTICS AND SPACE ADMINISTRATION	National Aeronautics and Space Administration	80NSSC18M0032	FF
RSCH	Research Infrastructure Development	43.008	1,465	0	NATIONAL AERONAUTICS AND SPACE ADMINISTRATION	University of Oklahoma	NNX15AK42A PASS THRU 2019-17	SF
RSCH	Space-borne Antennas and Circuits f	43.008	13,003	0	NATIONAL AERONAUTICS AND SPACE ADMINISTRATION	University of Oklahoma	80NSSC18M0032 PASS THRU 2019-28	SF
RSCH	Lightweight Large Composi Tanks fo	43.008	12,048	0	NATIONAL AERONAUTICS AND SPACE ADMINISTRATION	University of Oklahoma	NNX15AK42A PASS THRU 2019-35	SF
RSCH	Efficient Prediction of Law REynold	43.008	3,870	0	NATIONAL AERONAUTICS AND SPACE ADMINISTRATION	University of Oklahoma	NNX15AK42A PASS THRU 2019-34	SF
RSCH	Space-borne Antennas and Circuits f	43.008	8,772	0	NATIONAL AERONAUTICS AND SPACE ADMINISTRATION	University of Oklahoma	80NSSC18M0032 PASS THRU 2019-28	SF
RSCH	NASA Oklahoma EPSCoR Research Infra	43.008	4,845	0	NATIONAL AERONAUTICS AND SPACE ADMINISTRATION	National Aeronautics and Space Administration	80NSSC19M0058	FF
RSCH	Subs-NASA OK EPSCoR Research	43.008	5,610	5,610	NATIONAL AERONAUTICS AND SPACE ADMINISTRATION	National Aeronautics and Space Administration	80NSSC19M0058	FF
RSCH	Engineering Thin film Solar Cells f	43.008	68,224	42,410	NATIONAL AERONAUTICS AND SPACE ADMINISTRATION	National Aeronautics and Space Administration	80NSSC19M0140	FF
RSCH	Subs-Engineering Thin film solar ce	43.008	1,336	1,336	NATIONAL AERONAUTICS AND SPACE ADMINISTRATION	National Aeronautics and Space Administration	80NSSC19M0140	FF
RSCH	OU Sub to Wen-NASA OK EPSCoR	43.008	10,494	7,015	NATIONAL AERONAUTICS AND SPACE ADMINISTRATION	National Aeronautics and Space Administration	80NSSC19M0058	FF
RSCH	Turgut-NASA OK EPSCoR Research	43.008	32,397	0	NATIONAL AERONAUTICS AND SPACE ADMINISTRATION	National Aeronautics and Space Administration	80NSSC19M0058	FF
RSCH	Capraz-NASA OK EPSCoR Research	43.008	5,517	0	NATIONAL AERONAUTICS AND SPACE ADMINISTRATION	National Aeronautics and Space Administration	80NSSC19M0058	FF
RSCH	Engineering Thin Film Solar Cells f	43.008	2,331	0	NATIONAL AERONAUTICS AND SPACE ADMINISTRATION	University of Oklahoma	80NSSC19M0140 PASS THRU 2020-56	SF
RSCH	Engineering Thin Film Solar Cells f	43.008	49,325	0	NATIONAL AERONAUTICS AND SPACE ADMINISTRATION	University of Oklahoma	80NSSC19M0140 PASS THRU 2020-55	SF
RSCH	Ionic Liquid-Assisted Extractive Di	43.009	69,446	41,303	NATIONAL AERONAUTICS AND SPACE ADMINISTRATION	National Aeronautics and Space Administration	80MSFC19M0025	FF
TOTAL NATIONAL AERONAUTICS AND SPACE ADMINISTRATION			781,634	302,749				

NATIONAL ENDOWMENT FOR THE HUMANITIES

RSCH	A Historical Study of African Ameri	45.129	500	0	NATIONAL ENDOWMENT FOR THE HUMANITIES	Oklahoma Humanities Council	SO26339919 PASS THRU Y19.031	PF
RSCH	Art, Community, and Salvation in Co	45.129	500	0	NATIONAL ENDOWMENT FOR THE HUMANITIES	Oklahoma Humanities Council	SO26339919 PASS THRU Y19.032	PF
RSCH	Making the Modern Indian: Citizensh	45.129	500	0	NATIONAL ENDOWMENT FOR THE HUMANITIES	Oklahoma Humanities Council	SO26339919 PASS THRU Y19.030	PF
RSCH	Archive Trip for We Bring You Home	45.129	500	0	NATIONAL ENDOWMENT FOR THE HUMANITIES	Oklahoma Humanities Council	SO23395816 PASS THRU PROJECT NO. Y20.028	PF
RSCH	HIMMW: historical Index of the Medi	45.149	75,126	0	NATIONAL ENDOWMENT FOR THE HUMANITIES	National Endowment for the Humanities	PW-264040-19	FF
TOTAL NATIONAL ENDOWMENT OF THE HUMANITIES			77,126	0				

INSTITUTE OF MUSEUM AND LIBRARY SERVICES

RSCH	Research as Design-Design as Resear	45.312	2,054	0	Institute of Museum and Library Services	Institute Of Museum And Library Services	LG7418009618	FF
TOTAL INSTITUTE OF MUSEUM AND LIBRARY SERVICES			2,054	0				

NATIONAL SCIENCE FOUNDATION

RSCH	Career3D Tissue-Main	47.041	(1,045)	0	NATIONAL SCIENCE FOUNDATION	National Science Foundation	1150831	FF
RSCH	Manuf Complex Lenses	47.041	12,571	0	NATIONAL SCIENCE FOUNDATION	National Science Foundation	1437232	FF
RSCH	Nue-Nanotech Ed ?	47.041	(4,916)	0	NATIONAL SCIENCE FOUNDATION	National Science Foundation	1446097	FF
RSCH	Fundamental Studies on Sintering of	47.041	49,819	0	NATIONAL SCIENCE FOUNDATION	National Science Foundation	1462602	FF
RSCH	UNS: Collaborative Research	47.041	4,633	0	NATIONAL SCIENCE FOUNDATION	National Science Foundation	1512113	FF
RSCH	UNS: Collaborative Research: Role	47.041	10,578	0	NATIONAL SCIENCE FOUNDATION	National Science Foundation	1512071	FF
RSCH	PFI/AIR-TT: Transitioning Explosive	47.041	25,639	0	NATIONAL SCIENCE FOUNDATION	National Science Foundation	1543047	FF
RSCH	Innovation Corps Site Programs	47.041	(556)	0	NATIONAL SCIENCE FOUNDATION	National Science Foundation	1548003	FF
RSCH	Vaidyanathan-Innovation Corps Site	47.041	1,481	0	NATIONAL SCIENCE FOUNDATION	National Science Foundation	1548003	FF
RSCH	Cecil-REU CITE: Research Experience	47.041	2,653	0	NATIONAL SCIENCE FOUNDATION	National Science Foundation	1359297	FF
RSCH	Cecil-Participant Exp-REU Site Rese	47.041	13,265	0	NATIONAL SCIENCE FOUNDATION	National Science Foundation	1359297	FF
RSCH	Cecil-Eager Cybermanufacturing: Cym	47.041	32,295	0	NATIONAL SCIENCE FOUNDATION	National Science Foundation	1547156	FF
RSCH	Good-SNM: Roll-to-Roll Nanoimprint	47.041	402,854	210,211	NATIONAL SCIENCE FOUNDATION	National Science Foundation	1635636	FF
RSCH	Elbing-Modification of Near-Wall, H	47.041	47,272	0	NATIONAL SCIENCE FOUNDATION	National Science Foundation	1604978	FF
RSCH	Zhao-Collaborative Research: Data D	47.041	4,649	0	NATIONAL SCIENCE FOUNDATION	National Science Foundation	1610935	FF
RSCH	Shah-UNS: Collaborative Research	47.041	1,406	0	NATIONAL SCIENCE FOUNDATION	National Science Foundation	1512113	FF
RSCH	Buchanan-Imposing Connectivity Cons	47.041	94,765	0	NATIONAL SCIENCE FOUNDATION	National Science Foundation	1662757	FF
RSCH	Krzmarzick-Collaborative Research:	47.041	18,000	0	NATIONAL SCIENCE FOUNDATION	National Science Foundation	1705088	FF
RSCH	Shah-Generating Nonnative Structure	47.041	51,795	0	NATIONAL SCIENCE FOUNDATION	National Science Foundation	1706978	FF
RSCH	Minghetti-Collaborative Research: L	47.041	71,020	0	NATIONAL SCIENCE FOUNDATION	National Science Foundation	1706093	FF
RSCH	Zhao-Collaborative Research: Enhanc	47.041	16,863	0	NATIONAL SCIENCE FOUNDATION	National Science Foundation	1662589	FF
RSCH	Kalkan-Photolytic Nanocorjugate Fue	47.041	75,326	0	NATIONAL SCIENCE FOUNDATION	National Science Foundation	1707008	FF
RSCH	Lucca-Fundamental Study of Ultra-Pr	47.041	117,546	0	NATIONAL SCIENCE FOUNDATION	National Science Foundation	1727244	FF
RSCH	Cecil-EAGER: Investigation of a Nex	47.041	10,332	0	NATIONAL SCIENCE FOUNDATION	National Science Foundation	1748091	FF
RSCH	Cecil-Participant EAGER: Investigat	47.041	47	0	NATIONAL SCIENCE FOUNDATION	National Science Foundation	1748091	FF
RSCH	Wu-An Examination of Household Risk	47.041	(233)	0	NATIONAL SCIENCE FOUNDATION	National Science Foundation	1663315	FF
RSCH	Jacobs-Collaborative Research: EAGE	47.041	1,255	0	NATIONAL SCIENCE FOUNDATION	National Science Foundation	1743572	FF
RSCH	Colston-Collaborative Research: EAG	47.041	25,402	0	NATIONAL SCIENCE FOUNDATION	National Science Foundation	1743572	FF
RSCH	Santhanakrishnan-Collaborative Rese	47.041	102,766	0	NATIONAL SCIENCE FOUNDATION	National Science Foundation	1706762	FF
RSCH	Ritchie-NHERI Network Coordination	47.041	9,691	0	NATIONAL SCIENCE FOUNDATION	Purdue University	CMMI-1612144 PASS THRU 4101-84222	PF
RSCH	SBIR Phase I: Tough Polymer Composi	47.041	(4,755)	0	NATIONAL SCIENCE FOUNDATION	Mito Material Solutions Llc	IIP-1747010 PASS THRU CRA MITO SBIR AWARD	PF
RSCH	Generating Nonnative Structures in	47.041	4,280	0	NATIONAL SCIENCE FOUNDATION	National Science Foundation	1706978	FF
RSCH	Risk Assessments-Tornado Threats	47.041	2,716	0	NATIONAL SCIENCE FOUNDATION	National Science Foundation	1663315	FF
RSCH	RAPID/Collaborative Research: Hous	47.041	67	0	NATIONAL SCIENCE FOUNDATION	National Science Foundation	1833076	FF
RSCH	EAGER/Cybermanufacturing: Cyber Man	47.041	9,346	0	NATIONAL SCIENCE FOUNDATION	National Science Foundation	1547156	FF
RSCH	Household Risk Perceptions and Haza	47.041	182,019	28,270	NATIONAL SCIENCE FOUNDATION	National Science Foundation	1827851	FF
RSCH	Collaborative Research: Musculoskel	47.041	58,695	0	NATIONAL SCIENCE FOUNDATION	National Science Foundation	1849279	FF
RSCH	Planning IUCRC at OSU: Center for S	47.041	4,309	0	NATIONAL SCIENCE FOUNDATION	National Science Foundation	1841535	FF
RSCH	Planning IUCRC at OSU: Center for S	47.041	4,140	0	NATIONAL SCIENCE FOUNDATION	National Science Foundation	1841535	FF
RSCH	Innovations Corps: Wrangler-for Rou	47.041	9,255	0	NATIONAL SCIENCE FOUNDATION	National Science Foundation	1912226	FF
RSCH	I-Corps: Seating Solution for Impr	47.041	8,304	0	NATIONAL SCIENCE FOUNDATION	National Science Foundation	1924772	FF
RSCH	Collaborative Research: REU Site:	47.041	1,250	0	NATIONAL SCIENCE FOUNDATION	National Science Foundation	1852351	FF
RSCH	CAREER: Determine the Roles of	47.041	72,392	0	NATIONAL SCIENCE FOUNDATION	National Science Foundation	CMMI-1847062	FF
RSCH	CAREER: Multiscale Modeling of a Vi	47.041	56,261	0	NATIONAL SCIENCE FOUNDATION	National Science Foundation	1845117	FF
RSCH	CAREER: Computation-Enabled Ration	47.041	72,508	0	NATIONAL SCIENCE FOUNDATION	National Science Foundation	1845143	FF
RSCH	EAGER: Investigation of a next gene	47.041	15,303	0	NATIONAL SCIENCE FOUNDATION	National Science Foundation	1748091	FF
RSCH	EAGER: Investigation of a Next Gene	47.041	8,786	0	NATIONAL SCIENCE FOUNDATION	National Science Foundation	1748091	FF
RSCH	Innovation Corps Site Programs	47.041	36,395	0	NATIONAL SCIENCE FOUNDATION	National Science Foundation	1548003	FF
RSCH	Collaborative Research: The leaky	47.041	87,556	0	NATIONAL SCIENCE FOUNDATION	National Science Foundation	1916061	FF
RSCH	Collaborative Research: Designing A	47.041	16,418	0	NATIONAL SCIENCE FOUNDATION	National Science Foundation	1923295	FF
RSCH	Collaborative Research: Impact of M	47.041	112,253	0	NATIONAL SCIENCE FOUNDATION	National Science Foundation	1917053	FF
RSCH	SBIR Phase II: Tough polymer compos	47.041	58,989	0	NATIONAL SCIENCE FOUNDATION	Mito Material Solutions Llc	1926906 PASS THRU 19-7004	PF
RSCH	Participant for The Roles of Inter-	47.041	733	0	NATIONAL SCIENCE FOUNDATION	National Science Foundation	1706762	FF
RSCH	NRI: INT: Safe Wind-Aware Navigatio	47.041	137,727	0	NATIONAL SCIENCE FOUNDATION	National Science Foundation	1925147	FF
RSCH	NRI: INT: Safe Wind-Aware Navigatio	47.041	11,799	0	NATIONAL SCIENCE FOUNDATION	National Science Foundation	1925147	FF
RSCH	MSE-Continuous, Large-Scale Manufac	47.041	16,922	0	NATIONAL SCIENCE FOUNDATION	National Science Foundation	1939018	FF
RSCH	CAREER: Parismionious Models for Red	47.041	1,887	0	NATIONAL SCIENCE FOUNDATION	National Science Foundation	1942065	FF
RSCH	CAREER: Advancing Mathematical mod	47.041	29,888	0	NATIONAL SCIENCE FOUNDATION	National Science Foundation	1944500	FF
RSCH	Participant-CAREER: Advancing Math	47.041	1,200	0	NATIONAL SCIENCE FOUNDATION	National Science Foundation	1944500	FF
RSCH	Part REU Supplement for EAGER/Cyber	47.041	1,905	0	NATIONAL SCIENCE FOUNDATION	National Science Foundation	1547156	FF
RSCH	An Examination of household Risk As	47.041	26,721	0	NATIONAL SCIENCE FOUNDATION	Univ Of North Texas	2023554 PASS THRU GF30090-1	PF
RSCH	Career Polymer Coati	47.049	114,858	0	NATIONAL SCIENCE FOUNDATION	National Science Foundation	1352535	FF
RSCH	Sodium Spinor Conden	47.049	1,394	0	NATIONAL SCIENCE FOUNDATION	National Science Foundation	1352168	FF
RSCH	Sodium Participant	47.049	30	0	NATIONAL SCIENCE FOUNDATION	National Science Foundation	1352168	FF
RSCH	Career-Cross Couplin	47.049	104,994	0	NATIONAL SCIENCE FOUNDATION	National Science Foundation	1453891	FF
RSCH	Main-Long Chain Linear Oligogermane	47.049	10,765	0	NATIONAL SCIENCE FOUNDATION	National Science Foundation	1464462	FF

RSCH	CAREER: Unraveling the Cluster Chem	47.049	89,211	0	NATIONAL SCIENCE FOUNDATION	National Science Foundation	1554924	FF
RSCH	Rusin-Analysis of Models in Fluid D	47.049	18,065	0	NATIONAL SCIENCE FOUNDATION	National Science Foundation	1613831	FF
RSCH	Wu-Regularity Problem on Two Models	47.049	6,892	0	NATIONAL SCIENCE FOUNDATION	National Science Foundation	1614246	FF
RSCH	Devlin-Action-at-a-Glance via Ice-L	47.049	53,562	0	NATIONAL SCIENCE FOUNDATION	National Science Foundation	1566600	FF
RSCH	Segerman-Three and Four Dimensional	47.049	146,379	0	NATIONAL SCIENCE FOUNDATION	National Science Foundation	1708239	FF
RSCH	Khanov-REU Site: Multidisciplinary	47.049	6,714	0	NATIONAL SCIENCE FOUNDATION	National Science Foundation	1757883	FF
RSCH	Borunda-REU Site: Multidisciplinary	47.049	6,181	0	NATIONAL SCIENCE FOUNDATION	National Science Foundation	1757883	FF
RSCH	Khanov-Participant: REU Site: Multi	47.049	38,289	0	NATIONAL SCIENCE FOUNDATION	National Science Foundation	1757883	FF
RSCH	Control and Optimization and Semi-D	47.049	7,177	0	NATIONAL SCIENCE FOUNDATION	National Science Foundation	1813570	FF
RSCH	Goali: Using Tapered Copolymers to	47.049	47,649	0	NATIONAL SCIENCE FOUNDATION	National Science Foundation	1606364	FF
RSCH	Collaborative Research: Understand	47.049	69,253	0	NATIONAL SCIENCE FOUNDATION	National Science Foundation	1764116	FF
RSCH	Chemical Sensing: Linking sequence,	47.049	52,121	6,646	NATIONAL SCIENCE FOUNDATION	National Science Foundation	1807722	FF
RSCH	Collaborative Research: Texas-Oklah	47.049	602	0	NATIONAL SCIENCE FOUNDATION	National Science Foundation	1854626	FF
RSCH	CAREER: Modeling Matter and Improvi	47.049	124,819	0	NATIONAL SCIENCE FOUNDATION	National Science Foundation	CHE-1847583	FF
RSCH	Collaborative Research: Transfer Pr	47.049	40,080	0	NATIONAL SCIENCE FOUNDATION	National Science Foundation	1905741	FF
RSCH	Novel Quantum Phase Transitions and	47.049	61,088	0	NATIONAL SCIENCE FOUNDATION	National Science Foundation	1912575	FF
RSCH	Topics of Immersed Finite Element M	47.049	22,032	0	NATIONAL SCIENCE FOUNDATION	National Science Foundation	2005272	FF
RSCH	IODP Expedition 347	47.050	72	0	NATIONAL SCIENCE FOUNDATION	Consortium for Ocean Leadership	OCE-0652315 PASS THRU T353A122	PF
RSCH	Ritchie-Hazard SEES: The Risk Lands	47.050	54,513	0	NATIONAL SCIENCE FOUNDATION	University of Colorado Boulder	1520846 PASS THRU 1556204	PF
RSCH	Quan-US Science Support Program Off	47.050	(366)	0	NATIONAL SCIENCE FOUNDATION	Columbia University	1450528 PASS THRU 67GG009393	PF
RSCH	Collaborative Research: Interpretin	47.050	45,714	0	NATIONAL SCIENCE FOUNDATION	National Science Foundation	OCE-1847509	FF
RSCH	Atmospheric Gravity Wave Radiosonde	47.050	593	0	NATIONAL SCIENCE FOUNDATION	Montana State Univ	2018182 PASS THRU G272-20-W8323	PF
RSCH	NRI:Co-Robot Intelli	47.070	830	0	NATIONAL SCIENCE FOUNDATION	National Science Foundation	1427345	FF
RSCH	Cecil-EAGER: US Ignite: A Gigabit N	47.070	13,969	0	NATIONAL SCIENCE FOUNDATION	National Science Foundation	1447237	FF
RSCH	Sheng-Participant Costs	47.070	866	0	NATIONAL SCIENCE FOUNDATION	National Science Foundation	1427345	FF
RSCH	REU SITE: Big Data Analytic	47.070	23,059	0	NATIONAL SCIENCE FOUNDATION	National Science Foundation	1659645	FF
RSCH	Participant-REU Site: Big D	47.070	35,581	0	NATIONAL SCIENCE FOUNDATION	National Science Foundation	1659645	FF
RSCH	George-REU SITE: Big Data Analytics	47.070	1,847	0	NATIONAL SCIENCE FOUNDATION	National Science Foundation	1659645	FF
RSCH	REU SITE: Big Data Ana	47.070	7,865	0	NATIONAL SCIENCE FOUNDATION	National Science Foundation	1659645	FF
RSCH	Crick-REU SITE: Big Data Analytics	47.070	6,183	0	NATIONAL SCIENCE FOUNDATION	National Science Foundation	1659645	FF
RSCH	Utley-REU SITE: Big Data Analytics	47.070	14,106	0	NATIONAL SCIENCE FOUNDATION	National Science Foundation	1659645	FF
RSCH	EAGER: US Ignite: A Gigabite networ	47.070	16,312	0	NATIONAL SCIENCE FOUNDATION	National Science Foundation	1447237	FF
RSCH	Element: Data: Enabling Data Intero	47.070	5,475	0	NATIONAL SCIENCE FOUNDATION	National Science Foundation	1835371	FF
RSCH	Element: Data: Enabling Data Intero	47.070	67,718	0	NATIONAL SCIENCE FOUNDATION	National Science Foundation	1835371	FF
RSCH	I-Corps: Data Quality Assurance an	47.070	15,151	0	NATIONAL SCIENCE FOUNDATION	National Science Foundation	1849023	FF
RSCH	NSF Student travel grant for 2018 F	47.070	3,138	0	NATIONAL SCIENCE FOUNDATION	National Science Foundation	1849273	FF
RSCH	Ri: Small: Enabling Sound-based Hum	47.070	58,806	0	NATIONAL SCIENCE FOUNDATION	National Science Foundation	1910993	FF
RSCH	RAPID: A Virtual Reality simulator	47.070	30	0	NATIONAL SCIENCE FOUNDATION	National Science Foundation	2028077	FF
RSCH	los-Juvenile Colorat	47.074	(435)	0	NATIONAL SCIENCE FOUNDATION	National Science Foundation	1257881	FF
RSCH	Mri-Acq Advanc Ft-Ir	47.074	12,416	0	NATIONAL SCIENCE FOUNDATION	National Science Foundation	1338097	FF
RSCH	Panicoid Cereals	47.074	69,922	39,870	NATIONAL SCIENCE FOUNDATION	National Science Foundation	1339332	FF
RSCH	Collaborative Rsrch	47.074	13,449	0	NATIONAL SCIENCE FOUNDATION	National Science Foundation	1457510	FF
RSCH	Collaborative Research: Phylogenomi	47.074	86,802	0	NATIONAL SCIENCE FOUNDATION	National Science Foundation	1557102	FF
RSCH	AS16RS039-Doust-Collaborative Resea	47.074	118,360	0	NATIONAL SCIENCE FOUNDATION	National Science Foundation	1557640	FF
RSCH	ED16RS002-Angle-Collaborative Resea	47.074	15,147	0	NATIONAL SCIENCE FOUNDATION	National Science Foundation	1557640	FF
RSCH	Angle-Collaborative Research: Genet	47.074	14,966	0	NATIONAL SCIENCE FOUNDATION	National Science Foundation	1557640	FF
RSCH	Angle - Participant	47.074	(5,000)	0	NATIONAL SCIENCE FOUNDATION	National Science Foundation	1558109	FF
RSCH	Elshahed-EAGER: Elucidation of th	47.074	191	0	NATIONAL SCIENCE FOUNDATION	National Science Foundation	1649441	FF
RSCH	Luttbeg-The Influence of the Prey P	47.074	17,142	0	NATIONAL SCIENCE FOUNDATION	Univ Of Michigan	1557831 PASS THRU 3004091088	PF
RSCH	Moen-Understanding Large-Scale Patt	47.074	111,330	0	NATIONAL SCIENCE FOUNDATION	National Science Foundation	1655812	FF
RSCH	Moen-Participant: Understanding Lar	47.074	5,407	0	NATIONAL SCIENCE FOUNDATION	National Science Foundation	1655812	FF
RSCH	Burnap-Assembly & Function of the C	47.074	166,494	0	NATIONAL SCIENCE FOUNDATION	National Science Foundation	1716408	FF
RSCH	Angle-ED17RS029-Participant-Assembl	47.074	1,354	0	NATIONAL SCIENCE FOUNDATION	National Science Foundation	1716408	FF
RSCH	Baum-RAPID-Extreme Flooding Evnts I	47.074	11,064	0	NATIONAL SCIENCE FOUNDATION	National Science Foundation	1818802	FF
RSCH	EAGER: Combining Elemental & Bioche	47.074	71,231	0	NATIONAL SCIENCE FOUNDATION	National Science Foundation	1838988	FF
RSCH	Collaborative Research: How to Live	47.074	87,200	0	NATIONAL SCIENCE FOUNDATION	National Science Foundation	1755345	FF
RSCH	Rll Track-2 FEC: Building Field-bas	47.074	77,579	0	NATIONAL SCIENCE FOUNDATION	Kansas State University	OIA-1826820 PASS THRU S19024	PF
RSCH	Epigenetic Effects of Brain and Beh	47.074	26,388	0	NATIONAL SCIENCE FOUNDATION	University Of California Riverside	1936394 PASS THRU S-001157	PF
RSCH	Epigenetic Effects of Brain and Beh	47.074	17,614	0	NATIONAL SCIENCE FOUNDATION	University Of California Riverside	1936394 PASS THRU S-001157	PF
RSCH	Collaborative Research: RoL: The Ru	47.074	37,060	0	NATIONAL SCIENCE FOUNDATION	National Science Foundation	1930736	FF
RSCH	Digitization TCN: Collaborative: A	47.074	101,278	44,586	NATIONAL SCIENCE FOUNDATION	National Science Foundation	1902085	FF
RSCH	OG&E Marketing Research Data Analys	47.074	492,163	0	NATIONAL SCIENCE FOUNDATION	National Science Foundation	1919805	FF
RSCH	Slowing Woodlands	47.074	578	0	NATIONAL SCIENCE FOUNDATION	Texas A&M University	DEB-1413900 PASS THRU 06S140688/M14029	PF
RSCH	Lter Vii Grassland	47.074	13,844	0	NATIONAL SCIENCE FOUNDATION	Kansas State University	1440484 PASS THRU S15106	PF
RSCH	ABI Developmnet: A Genomic Data Min	47.074	5,324	0	NATIONAL SCIENCE FOUNDATION	University of Missouri	1759896 PASS THRU C00060486-1	PF
RSCH	Wayadande-GOLIFE: Collaborative Res	47.074	37,736	0	NATIONAL SCIENCE FOUNDATION	National Science Foundation	1639463	FF
RSCH	Blagden-GOLIFE: Collaborative Resea	47.074	39,090	0	NATIONAL SCIENCE FOUNDATION	National Science Foundation	1639463	FF

RSCH	RII Track-2 FEC: Building Field-Bas	47.074	160,988	0	NATIONAL SCIENCE FOUNDATION	Kansas State University	OIA-1826820 PASS THRU S19024	PF
RSCH	RII Track-2 FEC: Building Field-Bas	47.074	44,270	0	NATIONAL SCIENCE FOUNDATION	Kansas State University	OIA-1826820 PASS THRU S19024	PF
RSCH	IRE1/Zip60 Pathway suppression of p	47.074	11,990	0	NATIONAL SCIENCE FOUNDATION	Texas A&M University	1759034 PASS THRU M1803273	PF
RSCH	Leaf Development	47.074	106,423	0	NATIONAL SCIENCE FOUNDATION	National Science Foundation	1354422	FF
RSCH	Elucidating the role of the epitrans	47.074	14,474	0	NATIONAL SCIENCE FOUNDATION	University Of Pennsylvania	1849708 PASS THRU 577419	PF
RSCH	Gignac-Collaborative Research: Ecom	47.074	46,039	0	NATIONAL SCIENCE FOUNDATION	National Science Foundation	1754659	FF
RSCH	AS16RS081-Frazier-Data Complexity	47.075	5,280	0	NATIONAL SCIENCE FOUNDATION	National Science Foundation	1561021	FF
RSCH	Towner-How Migration, Resources, an	47.075	67,222	0	NATIONAL SCIENCE FOUNDATION	National Science Foundation	1632878	FF
RSCH	Doctoral Dissertation Research: Sp	47.075	2,244	0	NATIONAL SCIENCE FOUNDATION	National Science Foundation	1842715	FF
RSCH	Collaborative Research: Paleoclima	47.075	100	0	NATIONAL SCIENCE FOUNDATION	National Science Foundation	1851620	FF
RSCH	OSU Math/Science SCH	47.076	27,791	0	NATIONAL SCIENCE FOUNDATION	National Science Foundation	1439898	FF
RSCH	OK-LSAMP-Main	47.076	550,631	394,335	NATIONAL SCIENCE FOUNDATION	National Science Foundation	1408748	FF
RSCH	OK-LSAMP-Stipend	47.076	139,405	0	NATIONAL SCIENCE FOUNDATION	National Science Foundation	1408748	FF
RSCH	Math/Science - Internships	47.076	613	0	NATIONAL SCIENCE FOUNDATION	National Science Foundation	1439898	FF
RSCH	Foundational REsearch Model	47.076	13,555	0	NATIONAL SCIENCE FOUNDATION	National Science Foundation	1535262	FF
RSCH	Participant Costs-Foundational Rese	47.076	4,359	0	NATIONAL SCIENCE FOUNDATION	National Science Foundation	1535262	FF
RSCH	Math/Science - Recruitment	47.076	55,000	0	NATIONAL SCIENCE FOUNDATION	National Science Foundation	1439898	FF
RSCH	Math/Science - Retention	47.076	11,000	0	NATIONAL SCIENCE FOUNDATION	National Science Foundation	1439898	FF
RSCH	Kirksey- Cohort 8-Participant Exp	47.076	152,438	0	NATIONAL SCIENCE FOUNDATION	National Science Foundation	1612560	FF
RSCH	Kirksey-Internaional REU LSAMP Summ	47.076	2,536	2,536	NATIONAL SCIENCE FOUNDATION	National Science Foundation	1408748	FF
RSCH	Tallman-Collaborative Research: Inv	47.076	19,071	0	NATIONAL SCIENCE FOUNDATION	National Science Foundation	1710377	FF
RSCH	Angle-Transitioning Students to Tea	47.076	56,645	0	NATIONAL SCIENCE FOUNDATION	National Science Foundation	1725714	FF
RSCH	Kirksey-Bridge to the Doctorate: OK	47.076	298,162	298,162	NATIONAL SCIENCE FOUNDATION	National Science Foundation	1702495	FF
RSCH	Angle-Transitioning Students (Part)	47.076	7,431	0	NATIONAL SCIENCE FOUNDATION	National Science Foundation	1725714	FF
RSCH	Doust-AS17RS182-Transitioning Stude	47.076	14,410	0	NATIONAL SCIENCE FOUNDATION	National Science Foundation	1725714	FF
RSCH	French-AS17RS182-Transitioning Stud	47.076	19,634	0	NATIONAL SCIENCE FOUNDATION	National Science Foundation	1725714	FF
RSCH	Ramming-EN17RS148-Transitioning Stu	47.076	8,451	0	NATIONAL SCIENCE FOUNDATION	National Science Foundation	1725714	FF
RSCH	Enhancing the Capacity for Rural Li	47.076	25,538	2,475	NATIONAL SCIENCE FOUNDATION	National Science Foundation	1811506	FF
RSCH	Enhancing the Capacity for Rural Li	47.076	67,242	0	NATIONAL SCIENCE FOUNDATION	National Science Foundation	1811506	FF
RSCH	The Mathematical Inquiry Project: F	47.076	258,802	0	NATIONAL SCIENCE FOUNDATION	National Science Foundation	1821545	FF
RSCH	The MIP: Participant only	47.076	48,225	0	NATIONAL SCIENCE FOUNDATION	National Science Foundation	1821545	FF
RSCH	SaTc: EDU: Collaborative: Personall	47.076	62,791	0	NATIONAL SCIENCE FOUNDATION	National Science Foundation	1918591	FF
RSCH	One Community, One Challenge: Pop-U	47.076	33,543	0	NATIONAL SCIENCE FOUNDATION	National Science Foundation	1906473	FF
RSCH	FW-HTF-P: Robotic Health Assistants	47.076	46,674	14,779	NATIONAL SCIENCE FOUNDATION	National Science Foundation	1928711	FF
RSCH	FW-HTF-P: Robotic Health Assistants	47.076	26,741	0	NATIONAL SCIENCE FOUNDATION	National Science Foundation	1928711	FF
RSCH	LSAMP-Main	47.076	139	0	NATIONAL SCIENCE FOUNDATION	National Science Foundation	1911370	FF
RSCH	LSAMP-Participant	47.076	180	0	NATIONAL SCIENCE FOUNDATION	National Science Foundation	1911370	FF
RSCH	NSF GRFP - Lutiker	47.076	646	0	NATIONAL SCIENCE FOUNDATION	National Science Foundation	1746055	FF
RSCH	NSF GRFP - Money	47.076	45,810	0	NATIONAL SCIENCE FOUNDATION	National Science Foundation	1746055	FF
RSCH	NSF GRFP - Rankin	47.076	42,148	0	NATIONAL SCIENCE FOUNDATION	National Science Foundation	1746055	FF
RSCH	NSF GRFP - Lovett	47.076	41,493	0	NATIONAL SCIENCE FOUNDATION	National Science Foundation	1746055	FF
RSCH	NSF GRFP - Hammond	47.076	42,399	0	NATIONAL SCIENCE FOUNDATION	National Science Foundation	1746055	FF
RSCH	Louis Stokes STEM Pathways and Rese	47.076	31,619	0	NATIONAL SCIENCE FOUNDATION	National Science Foundation	1911370	FF
RSCH	Enhancing the Capacity for Rural Li	47.076	113,574	6,621	NATIONAL SCIENCE FOUNDATION	National Science Foundation	1811506	FF
RSCH	NSF GRFP Chicas-Mosier	47.076	30,261	0	NATIONAL SCIENCE FOUNDATION	National Science Foundation	1746055	FF
RSCH	Jacob-Unmanned Aircraft	47.079	557,828	314,811	NATIONAL SCIENCE FOUNDATION	National Science Foundation	1539070	FF
RSCH	Frazier-Unmanned Aircraft	47.079	9,174	0	NATIONAL SCIENCE FOUNDATION	National Science Foundation	1539070	FF
RSCH	Crick-Unmanned Aircraft	47.079	1,111	0	NATIONAL SCIENCE FOUNDATION	National Science Foundation	1539070	FF
RSCH	PIRE: Neural Mechanisms	47.079	59,365	0	NATIONAL SCIENCE FOUNDATION	University of Puerto Rico	OISE-1545803 PASS THRU 2016	PF
RSCH	Participant:PIRE: Neural Mechanisms	47.079	2,000	0	NATIONAL SCIENCE FOUNDATION	University of Puerto Rico	OISE-1545803 PASS THRU 2016	PF
RSCH	Adapt Socio-Ecologic	47.083	(31)	0	NATIONAL SCIENCE FOUNDATION	National Science Foundation	1301789	FF
RSCH	Research Evaluation	47.083	13,394	13,394	NATIONAL SCIENCE FOUNDATION	National Science Foundation	1301789	FF
RSCH	Adapt Socio-Ecologic	47.083	159,329	159,329	NATIONAL SCIENCE FOUNDATION	National Science Foundation	1301789	FF
RSCH	Cameron Summer Engineering Program	47.083	25,112	17,223	NATIONAL SCIENCE FOUNDATION	National Science Foundation	1301789	FF
RSCH	College of Muscogee Nation	47.083	36,450	0	NATIONAL SCIENCE FOUNDATION	National Science Foundation	1301789	FF
RSCH	Oklahoma Research Day	47.083	7,290	0	NATIONAL SCIENCE FOUNDATION	National Science Foundation	1301789	FF
RSCH	Underrepresented Student Travel to	47.083	11,560	0	NATIONAL SCIENCE FOUNDATION	National Science Foundation	1301789	FF
RSCH	Tinkerfest	47.083	25,000	0	NATIONAL SCIENCE FOUNDATION	National Science Foundation	1301789	FF
RSCH	Who Wants to Be an Entrepreneur	47.083	14,580	0	NATIONAL SCIENCE FOUNDATION	National Science Foundation	1301789	FF
RSCH	Women in Science Conference	47.083	48,107	36,657	NATIONAL SCIENCE FOUNDATION	National Science Foundation	1301789	FF
RSCH	Management Supplemental	47.083	317,824	0	NATIONAL SCIENCE FOUNDATION	National Science Foundation	1301789	FF
RSCH	Oklahoma Museum network/Oklahoma 4-	47.083	7,340	0	NATIONAL SCIENCE FOUNDATION	National Science Foundation	1301789	FF
RSCH	OK Museum Network Library Affiliate	47.083	27,265	18,700	NATIONAL SCIENCE FOUNDATION	National Science Foundation	1301789	FF
RSCH	Microscopes and Grammarly Software	47.083	51,450	40,000	NATIONAL SCIENCE FOUNDATION	National Science Foundation	1301789	FF
RSCH	2019 Research Day at the Capitol Wi	47.083	13,722	9,412	NATIONAL SCIENCE FOUNDATION	National Science Foundation	1301789	FF
RSCH	Research Day at the Capital 2020	47.083	5,500	0	NATIONAL SCIENCE FOUNDATION	National Science Foundation	1301789	FF
RSCH	RII Track 4: Non-Reciprocal Spring	47.083	6,242	0	NATIONAL SCIENCE FOUNDATION	National Science Foundation	1929086	FF

RSCH	Sallee-EPSCoR 4-H Youth Development	47.083	36,754	0	NATIONAL SCIENCE FOUNDATION	National Science Foundation	1301789	FF
RSCH	Adapt Socio-Ecologic	47.083	(30)	0	NATIONAL SCIENCE FOUNDATION	National Science Foundation	1301789	FF
RSCH	RII Track-2 FEC: Systems genetics	47.083	75,746	0	NATIONAL SCIENCE FOUNDATION	University of Arkansas	1826836 PASS THRU UA2020-102	PF
RSCH	RII Track-2 FEC: Marshaling Diverse	47.083	111,836	0	NATIONAL SCIENCE FOUNDATION	University Of Kansas Center For Research Inc	1920946 PASS THRU FY2020-022	PF
TOTAL NATIONAL SCIENCE FOUNDATION			9,663,458	1,658,017				
ENVIRONMENTAL PROTECTION AGENCY								
RSCH	Select Ok Waterbody	66.000	2	0	US ENVIRONMENTAL PROTECTION AGENCY CONTRACTS	Oklahoma Water Resources Board	CAI00F53301 PASS THRU PROBABILISTIC MONITORING	SF
RSCH	Applying Passive Samplers to Assess	66.000	2,176	0	US ENVIRONMENTAL PROTECTION AGENCY CONTRACTS	Accurate Environmental Llc	68HE0D18C0017 PASS THRU SBIR-OSU-1	PF
RSCH	Develop a Watershed Based Plan for	66.460	50,918	0	ENVIRONMENTAL PROTECTION AGENCY	Oklahoma Conservation Commission	C9-996100-17 PASS THRU 543	SF
RSCH	Sediment Phosphorus	66.460	1	0	ENVIRONMENTAL PROTECTION AGENCY	Office of the Secretary of the Environment and Energy	C900F56701 PASS THRU FY2012 319(H)	SF
RSCH	Dzialowski-Characterization of Wetl	66.461	33,912	0	ENVIRONMENTAL PROTECTION AGENCY	U.S. Environmental Protection Agency	97763301	FF
RSCH	Davis-Characterization of Wetland C	66.461	4,381	0	ENVIRONMENTAL PROTECTION AGENCY	U.S. Environmental Protection Agency	CD97763301	FF
RSCH	OKRAM-Validation of the OK Rapid	66.461	81,522	16,125	ENVIRONMENTAL PROTECTION AGENCY	Office of the Secretary of the Environment and Energy	CD-01F39401 PASS THRU OSEE FY17 WETLANDS PROGRAM	SF
RSCH	Developing Multiple Indicators of W	66.461	13,154	0	ENVIRONMENTAL PROTECTION AGENCY	U.S. Environmental Protection Agency	97770501	FF
RSCH	Improving Wetland Maps for Floodpla	66.461	33,529	0	ENVIRONMENTAL PROTECTION AGENCY	Oklahoma Conservation Commission	01F66601 PASS THRU OCC ID #582	SF
RSCH	P3 Award: Decreasing the Energy Us	66.516	78,347	0	ENVIRONMENTAL PROTECTION AGENCY	U.S. Environmental Protection Agency	83949001	FF
TOTAL ENVIRONMENTAL PROTECTION AGENCY			297,942	16,125				
DEPARTMENT OF ENERGY								
RSCH	Petrophysics Tight R	81.000	(289)	0	DEPARTMENT OF ENERGY	Research Partnership to Secure Energy for America	DEAC2607NT42677 PASS THRU 1112263	PF
RSCH	Petrophysics Tight R	81.000	(4,785)	0	DEPARTMENT OF ENERGY	Research Partnership to Secure Energy for America	DEAC2607NT42677 PASS THRU 1112263	PF
RSCH	Petrophysics Tight R	81.000	(1,974)	0	DEPARTMENT OF ENERGY	Research Partnership to Secure Energy for America	DEAC2607NT42677 PASS THRU 1112263	PF
RSCH	R&D For Atlas Pixel	81.000	25,144	0	DEPARTMENT OF ENERGY	Brookhaven Science Associates Llc	DE-AC02-98CH10886 PASS THRU CONTRACT 281871	PF
RSCH	Rizatdinova-Serial Powering for the	81.000	122,180	0	DEPARTMENT OF ENERGY	Brookhaven Science Associates Llc	DE-SC0012704 PASS THRU CONTRACT 323429	PF
RSCH	Testing of the Serial Powering Syst	81.000	907	0	DEPARTMENT OF ENERGY	Brookhaven Science Associates Llc	DE-SC0012704 PASS THRU 351627	PF
RSCH	Research Rockets	81.000	27,642	0	DEPARTMENT OF ENERGY	Honeywell Federal Manufacturing & Technologies Llc	DE-NA0002839 PASS THRU N000293740	PF
RSCH	Design, Prototyping, and Productio	81.000	523,454	0	DEPARTMENT OF ENERGY	Brookhaven Science Associates Llc	DE-SC0012704 PASS THRU 358567	PF
RSCH	Comprehensive Approach Towards Non-	81.000	3,820	0	DEPARTMENT OF ENERGY	Fermi Research Alliance Llc	DE-AC02-07CH11359 PASS THRU 654185	PF
RSCH	EnergyPlus Whole-Building Energy Mo	81.000	13,535	0	DEPARTMENT OF ENERGY	Alliance for Sustainable Energy Llc	DE-AC36-08G028308 PASS THRU KAGX-8-82296-00	PF
RSCH	Development of Testing Procedures f	81.000	8,014	0	DEPARTMENT OF ENERGY	Brookhaven Science Associates Llc	DE-SC0012704 PASS THRU 351627	PF
RSCH	US Atlas FY19 Super Program	81.000	5,000	0	DEPARTMENT OF ENERGY	Brookhaven Science Associates Llc	DE-AC02-98CH10886 PASS THRU CONTRACT 281871	PF
RSCH	Investigate and Implement Flexible	81.000	155,053	0	DEPARTMENT OF ENERGY	Ut Battelle Llc	DEAC0500OR22725 PASS THRU 4000172676	PF
RSCH	Research and Sounding Rockets	81.000	18,265	0	DEPARTMENT OF ENERGY	Honeywell Federal Manufacturing & Technologies Llc	DENAA0002839 PASS THRU N000339527	PF
RSCH	Electrical Systems Engineering	81.000	23,299	0	DEPARTMENT OF ENERGY	Brookhaven Science Associates Llc	DE-SC0012704 PASS THRU CONTRACT 323429	PF
RSCH	Amend. 10-R&D for the Atlas Pixel D	81.000	1,777	0	DEPARTMENT OF ENERGY	Brookhaven Science Associates Llc	DE-AC02-98CH10886 PASS THRU CONTRACT 281871	PF
RSCH	Analysis of Bacterial Survivors Aft	81.000	9,441	0	DEPARTMENT OF ENERGY	Lawrence Livermore National Lab	DEAC5207NA27344 PASS THRU B641060	PF
RSCH	Unravel Gentic Regul	81.049	16,214	0	ENERGY, DEPARTMENT OF	U.S. Department of Energy	DEFG0208ER15968	FF
RSCH	Polarizatin Signatur	81.049	(926)	0	ENERGY, DEPARTMENT OF	U.S. Department of Energy	DESC0007118	FF
RSCH	Polarizatin Signatur	81.049	(321)	0	ENERGY, DEPARTMENT OF	U.S. Department of Energy	DESC0007118	FF
RSCH	Nandi-Theoretical and Experimental	81.049	69,720	0	ENERGY, DEPARTMENT OF	U.S. Department of Energy	DESC0016013	FF
RSCH	Rizatdinova-Theoretical and Experim	81.049	297,133	0	ENERGY, DEPARTMENT OF	U.S. Department of Energy	DESC0016013	FF
RSCH	Physics-reinforced Machine Learning	81.049	144,624	0	ENERGY, DEPARTMENT OF	U.S. Department of Energy	DE-SC0019290	FF
RSCH	Unravel Gentic Regul	81.049	157,030	0	ENERGY, DEPARTMENT OF	U.S. Department of Energy	DEFG0208ER15968	FF
RSCH	Wu-Climate adaptation and sustainab	81.049	96,724	0	ENERGY, DEPARTMENT OF	University of Texas at Austin	DESC0014156 PASS THRU UTA16000280	PF
RSCH	Real-Time Drilling Optimization Sys	81.087	442,355	45,577	ENERGY, DEPARTMENT OF	U.S. Department of Energy	DE-EE0008603	FF
RSCH	Reinforced Recycled Polymer Comosit	81.087	6,554	0	ENERGY, DEPARTMENT OF	Sustainable Manufacturing Innovation Alliance	DEEE0007897 PASS THRU SA-19-27	PF
RSCH	White-Reinforced Recycled Polymer C	81.087	9,644	0	ENERGY, DEPARTMENT OF	Sustainable Manufacturing Innovation Alliance	DEEE0007897 PASS THRU SA-19-27	PF
RSCH	Singh-Reinforced Recycled Polymer	81.087	19,008	0	ENERGY, DEPARTMENT OF	Sustainable Manufacturing Innovation Alliance	DEEE0007897 PASS THRU SA-19-27	PF
RSCH	Task 1-Project Mgmt and Planning	81.089	4,479	4,479	ENERGY, DEPARTMENT OF	Southern States Energy Board	DE-FE0026086 PASS THRU SSEB-SOSRA-981-OSU-2015-001	PF
RSCH	Task 4-Data Analysis	81.089	13,460	0	ENERGY, DEPARTMENT OF	Southern States Energy Board	DE-FE0026086 PASS THRU SSEB-SOSRA-981-OSU-2015-001	PF
RSCH	Task 6-Best Practices	81.089	10,204	0	ENERGY, DEPARTMENT OF	Southern States Energy Board	DE-FE0026086 PASS THRU SSEB-SOSRA-981-OSU-2015-001	PF
RSCH	Task 8-Outreach	81.089	14,212	3,797	ENERGY, DEPARTMENT OF	Southern States Energy Board	DE-FE0026086 PASS THRU SSEB-SOSRA-981-OSU-2015-001	PF
RSCH	Pashin-Commercial Scale CO2 Injecti	81.089	27,086	0	ENERGY, DEPARTMENT OF	Advanced Resources International	DE-FE0001450 PASS THRU COMMERCIAL SCALE CO2 INJECTION	PF
RSCH	Task 5-Geologic Characterization	81.089	14,321	6,966	ENERGY, DEPARTMENT OF	Southern States Energy Board	DE-FE0026086 PASS THRU SSEB-SOSRA-981-OSU-2015-001	PF
RSCH	Task 7-NatCarb/Atlas	81.089	5,443	0	ENERGY, DEPARTMENT OF	Southern States Energy Board	DE-FE0026086 PASS THRU SSEB-SOSRA-981-OSU-2015-001	PF
RSCH	Task 9-Closeout/Reporting	81.089	9,343	0	ENERGY, DEPARTMENT OF	Southern States Energy Board	DE-FE0026086 PASS THRU SSEB-SOSRA-981-OSU-2015-001	PF
RSCH	SECARB-Offshore: A Partnership for	81.089	111,868	0	ENERGY, DEPARTMENT OF	Southern States Energy Board	DEFE0031557 PASS THRU SSEBSEOFFS921OSU2018001	PF
RSCH	Southeast Regional Carbon Storage P	81.089	126,631	0	ENERGY, DEPARTMENT OF	Southern States Energy Board	DE-FE0031557 PASS THRU SSEB-SEOFFS-927OSUKNAPP2018001	PF
RSCH	Task 5-SE Offshore Storage Assessme	81.089	35,993	0	ENERGY, DEPARTMENT OF	Southern States Energy Board	DE-FE0026086 PASS THRU SSEBSOSRA981OSUKNAPP2019001	PF
RSCH	Task 6-SE Offshore Storage Assessme	81.089	35,993	0	ENERGY, DEPARTMENT OF	Southern States Energy Board	DE-FE0026086 PASS THRU SSEBSOSRA981OSUKNAPP2019001	PF
RSCH	Task 7-SE Offshore Storage Assessme	81.089	35,993	0	ENERGY, DEPARTMENT OF	Southern States Energy Board	DE-FE0026086 PASS THRU SSEBSOSRA981OSUKNAPP2019001	PF
RSCH	Task 8-SE Offshore Storage Assessme	81.089	58,609	0	ENERGY, DEPARTMENT OF	Southern States Energy Board	DE-FE0026086 PASS THRU SSEBSOSRA981OSUKNAPP2019001	PF
RSCH	Task 9-SE Offshore Storage Assessme	81.089	43,137	0	ENERGY, DEPARTMENT OF	Southern States Energy Board	DE-FE0026086 PASS THRU SSEBSOSRA981OSUKNAPP2019001	PF
RSCH	Large-Volume Stimulation of Rock fo	81.089	681,787	39,312	ENERGY, DEPARTMENT OF	U.S. Department of Energy	DE-FE0031777	FF
RSCH	Field Evaluation of the Caney Shale	81.089	284,688	849	ENERGY, DEPARTMENT OF	U.S. Department of Energy	DEFE0031776	FF
RSCH	Field Evaluation of the Caney Shale	81.089	125,011	0	ENERGY, DEPARTMENT OF	U.S. Department of Energy	DEFE0031776	FF

RSCH	Sub out to Lawrence Berkeley Nation	81.089	139,116	130,968	ENERGY, DEPARTMENT OF	U.S. Department of Energy	DEFE0031776	FF
RSCH	SECARB IV	81.089	16,692	0	ENERGY, DEPARTMENT OF	Southern States Energy Board	DEFE0031830 PASS THRU SSEBSECARBUSA931OSU2020001	PF
RSCH	Vora-OSU Industrial Assessment Ctr	81.117	274,213	36,435	ENERGY, DEPARTMENT OF	U.S. Department of Energy	DEEE0007719	FF
TOTAL DEPARTMENT OF ENERGY			4,256,521	268,383				
DEPARTMENT OF EDUCATION								
RSCH	Indian Educ Demonstration Grant	84.299	15,923	0	EDUCATION, DEPARTMENT OF / OFFICE OF ELEMENTARY AND SECONDARY EDUCATION	Osage County Interlocal Cooperative	S299A150023 PASS THRU OSAGE COUNTY INTERLOCAL COOP	PF
TOTAL DEPARTMENT OF EDUCATION			15,923	0				
DEPARTMENT OF HEALTH AND HUMAN SERVICES								
NATIONAL INSTITUTE OF HEALTH								
RSCH	Pope-The Effect of Pesticide Exposu	93.113	37,151	0	HEALTH AND HUMAN SERVICES, DEPARTMENT OF / NATIONAL INSTITUTES OF HEALTH	Wake Forest University Health Sciences	R01ES008739 PASS THRU WFUHS550032	PF
RSCH	Sittner-Indigenous Pathways of Subs	93.279	1,525	0	HEALTH AND HUMAN SERVICES, DEPARTMENT OF / NATIONAL INSTITUTES OF HEALTH	University of Minnesota Duluth	1R01DA03991201A1 PASS THRU D005173602	PF
RSCH	3/6 Planning for the HEALthy Early	93.279	13,644	0	HEALTH AND HUMAN SERVICES, DEPARTMENT OF / NATIONAL INSTITUTES OF HEALTH	National Institutes of Health	R34DA050343	FF
RSCH	3/6 Planning for the HEALthy Early	93.279	81,281	0	HEALTH AND HUMAN SERVICES, DEPARTMENT OF / NATIONAL INSTITUTES OF HEALTH	National Institutes of Health	R34DA050343	FF
RSCH	Reducing Alcohol, Tobacco and Drug	93.279	69,488	0	HEALTH AND HUMAN SERVICES, DEPARTMENT OF / NATIONAL INSTITUTES OF HEALTH	National Institutes of Health	R15DA049232	FF
RSCH	Indigenous Pathways of Substance Us	93.279	63,470	0	HEALTH AND HUMAN SERVICES, DEPARTMENT OF / NATIONAL INSTITUTES OF HEALTH	Johns Hopkins University	R01DA039912 PASS THRU 2004540115	PF
RSCH	3/6 Planning for the HEALthy Early	93.279	79,937	0	HEALTH AND HUMAN SERVICES, DEPARTMENT OF / NATIONAL INSTITUTES OF HEALTH	National Institutes of Health	R34DA050343	FF
RSCH	HIV/DRUG Abuse Prev Research Ethics	93.279	2,080	0	HEALTH AND HUMAN SERVICES, DEPARTMENT OF / NATIONAL INSTITUTES OF HEALTH	Fordham University	5R25DA031608-08 PASS THRU FORD0039	PF
RSCH	A 3D Human Tissue-Engineered Lung M	93.286	248,602	0	HEALTH AND HUMAN SERVICES, DEPARTMENT OF / NATIONAL INSTITUTES OF HEALTH	Oklahoma Medical Research Foundation	R01EB025596 PASS THRU 0310-01OSU	PF
RSCH	Food Resource Equity and Sustainabi	93.307	424,708	141,319	HEALTH AND HUMAN SERVICES, DEPARTMENT OF / NATIONAL INSTITUTES OF HEALTH	National Institutes of Health	R01MD011266	FF
RSCH	CHEERS	93.307	103,587	0	HEALTH AND HUMAN SERVICES, DEPARTMENT OF / NATIONAL INSTITUTES OF HEALTH	Washington State Univ	5U54MD011240-04 PASS THRU 127687G004026	PF
RSCH	NCHART	93.307	29,946	0	HEALTH AND HUMAN SERVICES, DEPARTMENT OF / NATIONAL INSTITUTES OF HEALTH	Washington State Univ	5U54MD011240-04 PASS THRU 127687G004026	PF
RSCH	Improved Treatment for Zoonotic BV	93.351	200,671	0	HEALTH AND HUMAN SERVICES, DEPARTMENT OF / NATIONAL INSTITUTES OF HEALTH	National Institutes of Health	1R24OD02201301	FF
RSCH	Clinical Based Intervention Amd #6	93.361	(9,482)	0	HEALTH AND HUMAN SERVICES, DEPARTMENT OF / NATIONAL INSTITUTES OF HEALTH	Children's Hospital Medical Center	1R01NR01424801A1 PASS THRU 132514	PF
RSCH	A Clinic-Based Interdisciplinary In	93.361	115,292	0	HEALTH AND HUMAN SERVICES, DEPARTMENT OF / NATIONAL INSTITUTES OF HEALTH	Children's Hospital Medical Center	5R01NR014248 PASS THRU 132514	PF
RSCH	Women in Science in OUHSC	93.389	5,000	0	Department of Health and Human Services National Institutes of Health	OU Health Sciences Center	2P20GM103447-20 PASS THRU RL20181585-12	SF
RSCH	The Application of a Smartphone Bas	93.393	18,455	0	HEALTH AND HUMAN SERVICES, DEPARTMENT OF / NATIONAL INSTITUTES OF HEALTH	OU Health Sciences Center	R01CA221819-01A1 PASS THRU RS20180699-02	SF
RSCH	Novel Focused Ultrasound Calreticul	93.394	227,551	0	HEALTH AND HUMAN SERVICES, DEPARTMENT OF / NATIONAL INSTITUTES OF HEALTH	National Institutes of Health	R01CA239150	FF
RSCH	Matts-Structure/Function Studies of	93.396	178,197	0	HEALTH AND HUMAN SERVICES, DEPARTMENT OF / NATIONAL INSTITUTES OF HEALTH	National Institutes of Health	R15CA2119907	FF
RSCH	Lloyd-Regulation of Placenta Growth	93.837	(124)	0	HEALTH AND HUMAN SERVICES, DEPARTMENT OF / NATIONAL INSTITUTES OF HEALTH	National Institutes of Health	2R56HL08449406A1	FF
RSCH	Nrf2 signaling and cellular senesce	93.837	118,423	0	HEALTH AND HUMAN SERVICES, DEPARTMENT OF / NATIONAL INSTITUTES OF HEALTH	National Institutes of Health	R15HL148844	FF
RSCH	Tribal Health and Resilience in Vul	93.837	32,130	0	HEALTH AND HUMAN SERVICES, DEPARTMENT OF / NATIONAL INSTITUTES OF HEALTH	U.S. Department of Health and Human Services	R01HL117729	FF
RSCH	Diet Intervention for Hypertension:	93.837	34,401	0	HEALTH AND HUMAN SERVICES, DEPARTMENT OF / NATIONAL INSTITUTES OF HEALTH	Washington State University	R01HL126578 PASS THRU 127880G004030	PF
RSCH	Baker-Randomized Trial to Prevent V	93.837	2	0	HEALTH AND HUMAN SERVICES, DEPARTMENT OF / NATIONAL INSTITUTES OF HEALTH	Massachusetts General Hospital	5U01HL123336 PASS THRU REPRIEVE A5332	PF
RSCH	VM13RS026-Liu-Mir-101 Pulmonary F	93.838	(206)	0	HEALTH AND HUMAN SERVICES, DEPARTMENT OF / NATIONAL INSTITUTES OF HEALTH	National Institutes of Health	1R01HL11687601A1	FF
RSCH	Liu-The Role of LncRNAs in Pulmonar	93.838	352,261	0	HEALTH AND HUMAN SERVICES, DEPARTMENT OF / NATIONAL INSTITUTES OF HEALTH	National Institutes of Health	R01HL135152	FF
RSCH	Mass Sensor/Optical	93.847	219	0	HEALTH AND HUMAN SERVICES, DEPARTMENT OF / NATIONAL INSTITUTES OF HEALTH	National Institutes of Health	1R15DK10338601	FF
RSCH	Cognitive and Self-Regulatory Mech	93.847	111,963	0	HEALTH AND HUMAN SERVICES, DEPARTMENT OF / NATIONAL INSTITUTES OF HEALTH	National Institutes of Health	1K23DK10394101A1	FF
RSCH	Family-Based, Culturally-Centered D	93.847	32,766	0	HEALTH AND HUMAN SERVICES, DEPARTMENT OF / NATIONAL INSTITUTES OF HEALTH	Johns Hopkins University	R01DK091250 PASS THRU R01DK091250	PF
RSCH	Center for American Indian and Alas	93.847	13,192	0	HEALTH AND HUMAN SERVICES, DEPARTMENT OF / NATIONAL INSTITUTES OF HEALTH	University of Colorado Denver	5P30DK092923-08 PASS THRU FY19.001.025	PF
RSCH	Regulation of Beta-Catenin in Neuro	93.853	79,051	0	HEALTH AND HUMAN SERVICES, DEPARTMENT OF / NATIONAL INSTITUTES OF HEALTH	National Institutes of Health	R21NS102290	FF
RSCH	Stress-Mediated Regulation of HSV-1	93.853	68,474	0	HEALTH AND HUMAN SERVICES, DEPARTMENT OF / NATIONAL INSTITUTES OF HEALTH	National Institutes of Health	R01NS111167	FF
RSCH	Antibacterial Effect	93.855	(204)	0	HEALTH AND HUMAN SERVICES, DEPARTMENT OF / NATIONAL INSTITUTES OF HEALTH	Missouri State University	1R15A108859401A1 PASS THRU 11130	PF
RSCH	Role of CT228 in Chlamydia	93.855	1,204	0	HEALTH AND HUMAN SERVICES, DEPARTMENT OF / NATIONAL INSTITUTES OF HEALTH	National Institutes of Health	1R15AI119906-01	FF
RSCH	Chemical Tools for Perturbing Iron	93.855	78,750	0	HEALTH AND HUMAN SERVICES, DEPARTMENT OF / NATIONAL INSTITUTES OF HEALTH	Louisiana State University	7R01AI12552903 PASS THRU P00000061411	PF
RSCH	2019 South Central Mycology Confere	93.855	5,992	0	HEALTH AND HUMAN SERVICES, DEPARTMENT OF / NATIONAL INSTITUTES OF HEALTH	National Institutes of Health	R13AI150092	FF
RSCH	Role of Chlamydia trachomatis Inc P	93.855	11,253	0	HEALTH AND HUMAN SERVICES, DEPARTMENT OF / NATIONAL INSTITUTES OF HEALTH	National Institutes of Health	R15AI149439	FF
RSCH	Reverse Evolution Approach to Ident	93.855	9,061	0	HEALTH AND HUMAN SERVICES, DEPARTMENT OF / NATIONAL INSTITUTES OF HEALTH	National Institutes of Health	R03AI149144	FF
RSCH	Deng-Non-Vesicular Lipid Transport	93.855	28,962	0	HEALTH AND HUMAN SERVICES, DEPARTMENT OF / NATIONAL INSTITUTES OF HEALTH	UT Health Sciences Center in San Antonio	1R21AI13358901 PASS THRU 162120162117	PF
RSCH	Poxvirus Immune Evas	93.855	2,180	0	HEALTH AND HUMAN SERVICES, DEPARTMENT OF / NATIONAL INSTITUTES OF HEALTH	UT Health Sciences Center in San Antonio	R01AI079217 PASS THRU 156086	PF
RSCH	Activation and Cataltic Mechanisms	93.855	161,482	0	HEALTH AND HUMAN SERVICES, DEPARTMENT OF / NATIONAL INSTITUTES OF HEALTH	National Institutes of Health	R21AI139998	FF
RSCH	Interleukin 17 Recep	93.855	22	0	HEALTH AND HUMAN SERVICES, DEPARTMENT OF / NATIONAL INSTITUTES OF HEALTH	National Institutes of Health	1R21AI11353901	FF
RSCH	Structure function studies of a mol	93.855	19,661	0	HEALTH AND HUMAN SERVICES, DEPARTMENT OF / NATIONAL INSTITUTES OF HEALTH	National Institutes of Health	R21AI149295	FF
RSCH	MicroRNA-193b Regulation of Influen	93.855	105,304	0	HEALTH AND HUMAN SERVICES, DEPARTMENT OF / NATIONAL INSTITUTES OF HEALTH	National Institutes of Health	1R21AI2159101	FF
RSCH	Li-Interferon-induced FITM Recruit	93.855	(391)	0	HEALTH AND HUMAN SERVICES, DEPARTMENT OF / NATIONAL INSTITUTES OF HEALTH	Harvard Medical School	1R01AI12128801A1 PASS THRU 1524065097547	PF
RSCH	Oomens-A Self-Limited Live RSV Vacc	93.855	94,961	0	HEALTH AND HUMAN SERVICES, DEPARTMENT OF / NATIONAL INSTITUTES OF HEALTH	National Institutes of Health	1R21AI12852001A1	FF
RSCH	Li-Taxilin Alpha Regulates DNA-Medi	93.855	75,620	0	HEALTH AND HUMAN SERVICES, DEPARTMENT OF / NATIONAL INSTITUTES OF HEALTH	National Institutes of Health	1R15AI12636001A1	FF
RSCH	Regulation of cGAS-Mediated Cytosol	93.855	39,924	0	HEALTH AND HUMAN SERVICES, DEPARTMENT OF / NATIONAL INSTITUTES OF HEALTH	National Institutes of Health	R21AI137750	FF
RSCH	Regulation of cGAS-Mediated Cytosol	93.855	5,733	0	HEALTH AND HUMAN SERVICES, DEPARTMENT OF / NATIONAL INSTITUTES OF HEALTH	National Institutes of Health	R21AI137750	FF
RSCH	Role of FIP200 in RIG-1-mediated In	93.855	115,961	10,131	HEALTH AND HUMAN SERVICES, DEPARTMENT OF / NATIONAL INSTITUTES OF HEALTH	National Institutes of Health	R01AI141399	FF
RSCH	Development of an M protein-Deficie	93.855	23,488	0	HEALTH AND HUMAN SERVICES, DEPARTMENT OF / NATIONAL INSTITUTES OF HEALTH	Heartland Vaccines Lic	R41AI147787 PASS THRU DEVELOPMENT OF AN M PROTEIN	PF
RSCH	An Authentic RSV Virus-Like Particl	93.855	29,043	0	HEALTH AND HUMAN SERVICES, DEPARTMENT OF / NATIONAL INSTITUTES OF HEALTH	National Institutes of Health	R21AI149022	FF
RSCH	Overlooked No More: Discovering Pa	93.855	17,871	0	HEALTH AND HUMAN SERVICES, DEPARTMENT OF / NATIONAL INSTITUTES OF HEALTH	National Institutes of Health	R03AI149638	FF
RSCH	Synthesis Of Aromati	93.859	250,554	0	HEALTH AND HUMAN SERVICES, DEPARTMENT OF / NATIONAL INSTITUTES OF HEALTH	National Institutes of Health	R01GM115697	FF
RSCH	Conway-Mechanisms of Nutrient Compe	93.859	308,258	61,582	HEALTH AND HUMAN SERVICES, DEPARTMENT OF / NATIONAL INSTITUTES OF HEALTH	National Institutes of Health	R01GM117324	FF
RSCH	Patrauchan-EF-Hand Ca2+-binding pr	93.859	32,625	0	HEALTH AND HUMAN SERVICES, DEPARTMENT OF / NATIONAL INSTITUTES OF HEALTH	National Institutes of Health	R15GM124670	FF

RSCH	Lutter-EH-Hand Ca2+- binding mediat	93.859	63,326	0	HEALTH AND HUMAN SERVICES, DEPARTMENT OF / NATIONAL INSTITUTES OF HEALTH	National Institutes of Health	R15GM124670	FF
RSCH	Conway-Mechanisms of Nutrient Compe	93.859	9,478	0	HEALTH AND HUMAN SERVICES, DEPARTMENT OF / NATIONAL INSTITUTES OF HEALTH	National Institutes of Health	R01GM117324	FF
RSCH	Morris-CIRCA-Proj 4 OSU-Tulsa	93.859	26,942	26,942	HEALTH AND HUMAN SERVICES, DEPARTMENT OF / NATIONAL INSTITUTES OF HEALTH	National Institutes of Health	P20GM109097	FF
RSCH	CoBRE-Patrauchan Project	93.859	15,868	0	HEALTH AND HUMAN SERVICES, DEPARTMENT OF / NATIONAL INSTITUTES OF HEALTH	National Institutes of Health	P20GM103648	FF
RSCH	Ca2+-binding protein EftP mediates	93.859	23,123	0	HEALTH AND HUMAN SERVICES, DEPARTMENT OF / NATIONAL INSTITUTES OF HEALTH	National Institutes of Health	R15GM124670	FF
RSCH	Craven pilot project in FY19	93.859	(999)	0	HEALTH AND HUMAN SERVICES, DEPARTMENT OF / NATIONAL INSTITUTES OF HEALTH	National Institutes of Health	P20GM109097	FF
RSCH	Atypical MAP Kinase Signal Transduc	93.859	124,120	0	HEALTH AND HUMAN SERVICES, DEPARTMENT OF / NATIONAL INSTITUTES OF HEALTH	National Institutes of Health	R15GM131269	FF
RSCH	Predicting Chronic Pain Development	93.859	15,524	0	HEALTH AND HUMAN SERVICES, DEPARTMENT OF / NATIONAL INSTITUTES OF HEALTH	OU Health Sciences Center	2U54GM104938-06 PASS THRU RS20180476-18	SF
RSCH	CIRCA-Proj 1 Shreffler-OSU-Tulsa	93.859	265,041	0	HEALTH AND HUMAN SERVICES, DEPARTMENT OF / NATIONAL INSTITUTES OF HEALTH	National Institutes of Health	P20GM109097	FF
RSCH	CIRCA-Proj 4 Morris-OSU-Tulsa	93.859	222,801	0	HEALTH AND HUMAN SERVICES, DEPARTMENT OF / NATIONAL INSTITUTES OF HEALTH	National Institutes of Health	P20GM109097	FF
RSCH	CIRCA-Pilot 1 Craven	93.859	15,254	0	HEALTH AND HUMAN SERVICES, DEPARTMENT OF / NATIONAL INSTITUTES OF HEALTH	National Institutes of Health	P20GM109097	FF
RSCH	CIRCA-Community Impact Core-OSU-Tul	93.859	18,138	0	HEALTH AND HUMAN SERVICES, DEPARTMENT OF / NATIONAL INSTITUTES OF HEALTH	National Institutes of Health	P20GM109097	FF
RSCH	Admin Core-AS year 2	93.859	31,587	0	HEALTH AND HUMAN SERVICES, DEPARTMENT OF / NATIONAL INSTITUTES OF HEALTH	National Institutes of Health	P20GM103648	FF
RSCH	Patrauchan Project year 2	93.859	278,289	0	HEALTH AND HUMAN SERVICES, DEPARTMENT OF / NATIONAL INSTITUTES OF HEALTH	National Institutes of Health	P20GM103648	FF
RSCH	Parent-Adolescent Training on Neuro	93.859	51,820	0	HEALTH AND HUMAN SERVICES, DEPARTMENT OF / NATIONAL INSTITUTES OF HEALTH	Laureate Institute Brain Rsch	P20GM121312 PASS THRU PARENT/ADOLESCENT TRAINING	PF
RSCH	Diversity supplement for Stormie Dr	93.859	3,935	0	HEALTH AND HUMAN SERVICES, DEPARTMENT OF / NATIONAL INSTITUTES OF HEALTH	National Institutes of Health	R15GM131269	FF
RSCH	Quantitative Systems Biomedicine an	93.859	217,161	0	HEALTH AND HUMAN SERVICES, DEPARTMENT OF / NATIONAL INSTITUTES OF HEALTH	National Institutes of Health	R35GM133763	FF
RSCH	Oklahoma Shared Clinical and Transl	93.859	190	0	HEALTH AND HUMAN SERVICES, DEPARTMENT OF / NATIONAL INSTITUTES OF HEALTH	OU Health Sciences Center	5U54GM104938-07 PASS THRU RS20180476-29	SF
RSCH	CIRCA Proj 5: Neurotrophic Indicato	93.859	138,817	0	HEALTH AND HUMAN SERVICES, DEPARTMENT OF / NATIONAL INSTITUTES OF HEALTH	National Institutes of Health	P20GM109097	FF
RSCH	Oklahoma Share Clinical and Transla	93.859	3,131	0	HEALTH AND HUMAN SERVICES, DEPARTMENT OF / NATIONAL INSTITUTES OF HEALTH	OU Health Sciences Center	U54GM104938 PASS THRU RS20180476-30	SF
RSCH	Beyond Cell Shape: A Novel Role for	93.859	23,603	0	HEALTH AND HUMAN SERVICES, DEPARTMENT OF / NATIONAL INSTITUTES OF HEALTH	National Institutes of Health	R15GM129636	FF
RSCH	Predicting Chronic Pain Development	93.859	50,058	0	HEALTH AND HUMAN SERVICES, DEPARTMENT OF / NATIONAL INSTITUTES OF HEALTH	OU Health Sciences Center	U54GM104938 PASS THRU RS20180476-34	SF
RSCH	Yr 5-Project 5-Hawkins	93.859	19,112	0	HEALTH AND HUMAN SERVICES, DEPARTMENT OF / NATIONAL INSTITUTES OF HEALTH	National Institutes of Health	P20GM109097	FF
RSCH	Yr 5-Project 4-Morris	93.859	39,875	0	HEALTH AND HUMAN SERVICES, DEPARTMENT OF / NATIONAL INSTITUTES OF HEALTH	National Institutes of Health	P20GM109097	FF
RSCH	Yr 5-Project 1-Shreffler	93.859	21,890	0	HEALTH AND HUMAN SERVICES, DEPARTMENT OF / NATIONAL INSTITUTES OF HEALTH	National Institutes of Health	P20GM109097	FF
RSCH	Yr 5-Community Impact Core	93.859	6,313	0	HEALTH AND HUMAN SERVICES, DEPARTMENT OF / NATIONAL INSTITUTES OF HEALTH	National Institutes of Health	P20GM109097	FF
RSCH	Yr 2-Parent-Adolescent Training on	93.859	4,369	0	HEALTH AND HUMAN SERVICES, DEPARTMENT OF / NATIONAL INSTITUTES OF HEALTH	Laureate Institute Brain Rsch	P20GM121312 PASS THRU P20GM121312-KERR	PF
RSCH	Oklahoma Center for Microbial Patho	93.859	74,861	0	HEALTH AND HUMAN SERVICES, DEPARTMENT OF / NATIONAL INSTITUTES OF HEALTH	OU Health Sciences Center	P20GM134973 PASS THRU RS20191176-01	SF
RSCH	Oklahoma Center for Microbial Patho	93.859	9,964	0	HEALTH AND HUMAN SERVICES, DEPARTMENT OF / NATIONAL INSTITUTES OF HEALTH	OU Health Sciences Center	P20GM134973 PASS THRU RS20191176-02	SF
RSCH	Oklahoma Shared Clinical and Transl	93.859	2,383	0	HEALTH AND HUMAN SERVICES, DEPARTMENT OF / NATIONAL INSTITUTES OF HEALTH	OU Health Sciences Center	U54GM104938 PASS THRU RS20180476-39	SF
RSCH	Mobilization of Triacylglycerol Sto	93.859	216,434	0	HEALTH AND HUMAN SERVICES, DEPARTMENT OF / NATIONAL INSTITUTES OF HEALTH	National Institutes of Health	2R01GM06467710	FF
RSCH	Miller-Post-translational regulatio	93.859	63,964	0	HEALTH AND HUMAN SERVICES, DEPARTMENT OF / NATIONAL INSTITUTES OF HEALTH	National Institutes of Health	1R15GM11911701	FF
RSCH	Co-crystallization of TRAP1 with In	93.859	1,825	0	HEALTH AND HUMAN SERVICES, DEPARTMENT OF / NATIONAL INSTITUTES OF HEALTH	University of Oklahoma	5P20GM1036-40-07 PASS THRU 2019-08	SF
RSCH	Deng-EF-Hand Ca2+- binding protein	93.859	(344)	0	HEALTH AND HUMAN SERVICES, DEPARTMENT OF / NATIONAL INSTITUTES OF HEALTH	National Institutes of Health	R15GM124670	FF
RSCH	Function and regulation of two key	93.859	179,809	83,154	HEALTH AND HUMAN SERVICES, DEPARTMENT OF / NATIONAL INSTITUTES OF HEALTH	National Institutes of Health	R01GM058634	FF
RSCH	Co-crystallization of TRAP1 with In	93.859	11,570	0	HEALTH AND HUMAN SERVICES, DEPARTMENT OF / NATIONAL INSTITUTES OF HEALTH	University of Oklahoma	P20GM103640 PASS THRU 2019-70	SF
RSCH	Patrauchan Pilot Yr 5	93.859	615	0	HEALTH AND HUMAN SERVICES, DEPARTMENT OF / NATIONAL INSTITUTES OF HEALTH	National Institutes of Health	5P20GM103648-03 PASS THRU 5P20GM103648 02	FF
RSCH	CoBRE Admin Core-VM	93.859	2,547	0	HEALTH AND HUMAN SERVICES, DEPARTMENT OF / NATIONAL INSTITUTES OF HEALTH	National Institutes of Health	P20GM103648	FF
RSCH	CoBRE Admin Core-Subcontracts	93.859	65,633	60,153	HEALTH AND HUMAN SERVICES, DEPARTMENT OF / NATIONAL INSTITUTES OF HEALTH	National Institutes of Health	P20GM103648	FF
RSCH	CoBRE Animal model Core	93.859	3,756	0	HEALTH AND HUMAN SERVICES, DEPARTMENT OF / NATIONAL INSTITUTES OF HEALTH	National Institutes of Health	P20GM103648	FF
RSCH	CoBRE-Immunopathology Core	93.859	732	0	HEALTH AND HUMAN SERVICES, DEPARTMENT OF / NATIONAL INSTITUTES OF HEALTH	National Institutes of Health	P20GM103648	FF
RSCH	CoBRE-Molecular Biology Core	93.859	(356)	0	HEALTH AND HUMAN SERVICES, DEPARTMENT OF / NATIONAL INSTITUTES OF HEALTH	National Institutes of Health	P20GM103648	FF
RSCH	CoBRE-Lacombe Project	93.859	5,295	0	HEALTH AND HUMAN SERVICES, DEPARTMENT OF / NATIONAL INSTITUTES OF HEALTH	National Institutes of Health	P20GM103648	FF
RSCH	CoBRE-Li Project	93.859	(19,257)	0	HEALTH AND HUMAN SERVICES, DEPARTMENT OF / NATIONAL INSTITUTES OF HEALTH	National Institutes of Health	P20GM103648	FF
RSCH	CoBRE-McShan Project	93.859	116,869	116,869	HEALTH AND HUMAN SERVICES, DEPARTMENT OF / NATIONAL INSTITUTES OF HEALTH	National Institutes of Health	P20GM103648	FF
RSCH	Interactions of Murine PULmonary ma	93.859	(5,982)	0	HEALTH AND HUMAN SERVICES, DEPARTMENT OF / NATIONAL INSTITUTES OF HEALTH	National Institutes of Health	P20GM103648	FF
RSCH	Effect of airway mucosal cooling an	93.859	1,256	0	HEALTH AND HUMAN SERVICES, DEPARTMENT OF / NATIONAL INSTITUTES OF HEALTH	National Institutes of Health	P20GM103648	FF
RSCH	A Precise Scale-up Method from Mice	93.859	2,487	0	HEALTH AND HUMAN SERVICES, DEPARTMENT OF / NATIONAL INSTITUTES OF HEALTH	National Institutes of Health	P20GM103648	FF
RSCH	Sub to OU-Schroeder	93.859	18,906	12,638	HEALTH AND HUMAN SERVICES, DEPARTMENT OF / NATIONAL INSTITUTES OF HEALTH	National Institutes of Health	P20GM103648	FF
RSCH	Sub to OUHSC-Garcia-Contreras	93.859	24,111	16,117	HEALTH AND HUMAN SERVICES, DEPARTMENT OF / NATIONAL INSTITUTES OF HEALTH	National Institutes of Health	P20GM103648	FF
RSCH	Oklahoma Center for Respiratory and	93.859	1,538	0	HEALTH AND HUMAN SERVICES, DEPARTMENT OF / NATIONAL INSTITUTES OF HEALTH	National Institutes of Health	P20GM103648	FF
RSCH	Admin Core-VM year 2	93.859	281,647	0	HEALTH AND HUMAN SERVICES, DEPARTMENT OF / NATIONAL INSTITUTES OF HEALTH	National Institutes of Health	P20GM103648	FF
RSCH	Admin Core-Subcontracts year 2	93.859	133,088	133,088	HEALTH AND HUMAN SERVICES, DEPARTMENT OF / NATIONAL INSTITUTES OF HEALTH	National Institutes of Health	P20GM103648	FF
RSCH	Animal Model Core Year 2	93.859	124,189	0	HEALTH AND HUMAN SERVICES, DEPARTMENT OF / NATIONAL INSTITUTES OF HEALTH	National Institutes of Health	P20GM103648	FF
RSCH	Immunopathology Core Year 2	93.859	144,160	0	HEALTH AND HUMAN SERVICES, DEPARTMENT OF / NATIONAL INSTITUTES OF HEALTH	National Institutes of Health	P20GM103648	FF
RSCH	Molecular Biology Core-Year 2	93.859	181,891	0	HEALTH AND HUMAN SERVICES, DEPARTMENT OF / NATIONAL INSTITUTES OF HEALTH	National Institutes of Health	P20GM103648	FF
RSCH	Lacombe Project Year 2	93.859	251,623	0	HEALTH AND HUMAN SERVICES, DEPARTMENT OF / NATIONAL INSTITUTES OF HEALTH	National Institutes of Health	P20GM103648	FF
RSCH	Li Project Year 2	93.859	80,837	0	HEALTH AND HUMAN SERVICES, DEPARTMENT OF / NATIONAL INSTITUTES OF HEALTH	National Institutes of Health	P20GM103648	FF
RSCH	Sub Award-OUHSC: McShan Year 2	93.859	97,143	97,143	HEALTH AND HUMAN SERVICES, DEPARTMENT OF / NATIONAL INSTITUTES OF HEALTH	National Institutes of Health	P20GM103648	FF
RSCH	McCall OU Pilot project	93.859	19,817	13,246	HEALTH AND HUMAN SERVICES, DEPARTMENT OF / NATIONAL INSTITUTES OF HEALTH	National Institutes of Health	P20GM103648	FF
RSCH	Kovats-OMRF Pilot project	93.859	27,870	18,630	HEALTH AND HUMAN SERVICES, DEPARTMENT OF / NATIONAL INSTITUTES OF HEALTH	National Institutes of Health	P20GM103648	FF
RSCH	Cabeen-Pilot Project	93.859	23,149	0	HEALTH AND HUMAN SERVICES, DEPARTMENT OF / NATIONAL INSTITUTES OF HEALTH	National Institutes of Health	P20GM103648	FF
RSCH	Blewett-Phase II CoBRE	93.859	20,509	0	HEALTH AND HUMAN SERVICES, DEPARTMENT OF / NATIONAL INSTITUTES OF HEALTH	National Institutes of Health	P20GM103648	FF
RSCH	Phase II CoBRE-CF Oomens	93.859	5,740	0	HEALTH AND HUMAN SERVICES, DEPARTMENT OF / NATIONAL INSTITUTES OF HEALTH	National Institutes of Health	P20GM103648	FF
RSCH	Conformational sub-states in enzyme	93.859	22,437	0	HEALTH AND HUMAN SERVICES, DEPARTMENT OF / NATIONAL INSTITUTES OF HEALTH	National Institutes of Health	R01GM105978	FF
RSCH	CIRCA-Admin Core CHS	93.859	1,009,565	322,937	HEALTH AND HUMAN SERVICES, DEPARTMENT OF / NATIONAL INSTITUTES OF HEALTH	National Institutes of Health	P20GM109097	FF
RSCH	Yr. 5-Admin Core	93.859	110,005	0	HEALTH AND HUMAN SERVICES, DEPARTMENT OF / NATIONAL INSTITUTES OF HEALTH	National Institutes of Health	P20GM109097	FF

RSCH	CIRCA-Proj 2 Croff-CHS	93.859	238,781	0	HEALTH AND HUMAN SERVICES, DEPARTMENT OF / NATIONAL INSTITUTES OF HEALTH	National Institutes of Health	P20GM109097	FF
RSCH	Yr 5-Project 2 Croff	93.859	39,150	0	HEALTH AND HUMAN SERVICES, DEPARTMENT OF / NATIONAL INSTITUTES OF HEALTH	National Institutes of Health	P20GM109097	FF
RSCH	YR 5-Ford Pilot Project	93.859	17,110	0	HEALTH AND HUMAN SERVICES, DEPARTMENT OF / NATIONAL INSTITUTES OF HEALTH	National Institutes of Health	P20GM109097	FF
RSCH	CIRCA-Biostatistics Core CHS	93.859	64,434	0	HEALTH AND HUMAN SERVICES, DEPARTMENT OF / NATIONAL INSTITUTES OF HEALTH	National Institutes of Health	P20GM109097	FF
RSCH	Yr 5-Biostatistics Core	93.859	15,679	0	HEALTH AND HUMAN SERVICES, DEPARTMENT OF / NATIONAL INSTITUTES OF HEALTH	National Institutes of Health	P20GM109097	FF
RSCH	OSCTR Pilot Grants Program Opiod-re	93.859	13,173	0	HEALTH AND HUMAN SERVICES, DEPARTMENT OF / NATIONAL INSTITUTES OF HEALTH	OU Health Sciences Center	U54GM104938 PASS THRU RS20180476-31	SF
RSCH	Grudo-CIRCA-Admin Core OSU-Tulsa	93.859	138,833	103,631	HEALTH AND HUMAN SERVICES, DEPARTMENT OF / NATIONAL INSTITUTES OF HEALTH	National Institutes of Health	P20GM109097	FF
RSCH	Croff-CIRCA-Proj 2 CHS	93.859	(19,459)	0	HEALTH AND HUMAN SERVICES, DEPARTMENT OF / NATIONAL INSTITUTES OF HEALTH	National Institutes of Health	P20GM109097	FF
RSCH	Coffey-CIRCA-Pilot Project CHS	93.859	(102)	0	HEALTH AND HUMAN SERVICES, DEPARTMENT OF / NATIONAL INSTITUTES OF HEALTH	National Institutes of Health	P20GM109097	FF
RSCH	OSCTR Pilot Grants Program Opiod-re	93.859	12,146	0	HEALTH AND HUMAN SERVICES, DEPARTMENT OF / NATIONAL INSTITUTES OF HEALTH	OU Health Sciences Center	U54GM104938 PASS THRU RS20180476-19	SF
RSCH	Mullins-Development of an Internet-	93.865	99,409	89,699	HEALTH AND HUMAN SERVICES, DEPARTMENT OF / NATIONAL INSTITUTES OF HEALTH	National Institutes of Health	R21HD089520	FF
RSCH	Mullins-Long-term Outcomes of Inter	93.865	624,453	279,872	HEALTH AND HUMAN SERVICES, DEPARTMENT OF / NATIONAL INSTITUTES OF HEALTH	National Institutes of Health	2R01HD074579	FF
RSCH	Environmental and endocrine factors	93.865	5,699	0	HEALTH AND HUMAN SERVICES, DEPARTMENT OF / NATIONAL INSTITUTES OF HEALTH	National Institutes of Health	R15HD092993	FF
RSCH	CATcare: Cognition Assistive Techno	93.866	107,212	0	HEALTH AND HUMAN SERVICES, DEPARTMENT OF / NATIONAL INSTITUTES OF HEALTH	National Institutes of Health	R15AG061833	FF
RSCH	CATcare: Cognition Assistive Techno	93.866	67,328	0	HEALTH AND HUMAN SERVICES, DEPARTMENT OF / NATIONAL INSTITUTES OF HEALTH	National Institutes of Health	R15AG061833	FF
RSCH	Slowing aging by multiplexing (SLAM	93.866	27,376	0	HEALTH AND HUMAN SERVICES, DEPARTMENT OF / NATIONAL INSTITUTES OF HEALTH	University Of Washington	1R56AG058543-01 PASS THRU UWSC1144	PF
RSCH	Oklahoma State University Center fo	93.879	3,356	0	HEALTH AND HUMAN SERVICES, DEPARTMENT OF / NATIONAL INSTITUTES OF HEALTH	Univ of North Texas Health Science Ctr Fort Worth	UG4LM012345 PASS THRU MEDICAL LIBRARY PROGRAM	PF

SUB-TOTAL NATIONAL INSTITUTE OF HEALTH

10,606,599	1,587,151
------------	-----------

OTHER DHHS

RSCH	Horizon: Attach/Carry/Release Mecha	93.000	(261)	0	DEPARTMENT OF HEALTH AND HUMAN SERVICES	Cambridge International Systems Inc	HHSN316201200192W PASS THRU SC-OSU-CIOSP3-2018 TO # 1	PF
RSCH	Project 117	93.000	223	0	DEPARTMENT OF HEALTH AND HUMAN SERVICES	Cambridge International Systems Inc	HHSN316201200059W PASS THRU SC-OSU-CIOSP3-2018 TO#3	PF
RSCH	Evaluation of Twitter as a Post-Pub	93.085	75,302	17,088	HEALTH AND HUMAN SERVICES, DEPARTMENT OF / IMMED OFFICE OF THE SECRETARY OF HEALTH AND	U.S. Department of Health and Human Services	1 ORIR190056-01-00	FF
RSCH	National Rural Health Economic Anay	93.155	23,304	0	HEALTH AND HUMAN SERVICES, DEPARTMENT OF / HEALTH RESOURCES AND SERVICES ADMINISTRATIK	Univ Of Kentucky	6U1ZRH33331-01-01 PASS THRU 3200002902-20-256	PF
RSCH	Sexual Risk Avoidance Evaluation of	93.235	57,915	0	HEALTH AND HUMAN SERVICES, DEPARTMENT OF / ADMINISTRATION FOR CHILDREN AND FAMILIES	Oklahoma State Department of Health	1801OKSRAE PASS THRU PO3409022697	SF
RSCH	Child Guidance Services - Sexual Ri	93.235	80,549	0	HEALTH AND HUMAN SERVICES, DEPARTMENT OF / ADMINISTRATION FOR CHILDREN AND FAMILIES	Oklahoma State Department of Health	1901OKSRAE PASS THRU CHILD GUIDANCE SERVICES - SEXU	SF
RSCH	Oklahoma AWARE	93.243	155,025	0	HEALTH AND HUMAN SERVICES, DEPARTMENT OF / SUBSTANCE ABUSE AND MENTAL HEALTH SERVICES	OK State Department of Education	1H79SM080968 PASS THRU PO2659017627	SF
RSCH	Merten: Yr 2 Redicing Pesticide Exp	93.262	3,061	0	HEALTH AND HUMAN SERVICES, DEPARTMENT OF / CENTERS FOR DISEASE CONTROL AND PREVENTION	University of Texas Health Science Center at Tyler	2U54OH00754116 PASS THRU SC1712	PF
RSCH	Mitigating Posture Changes and Fall	93.262	467	0	HEALTH AND HUMAN SERVICES, DEPARTMENT OF / CENTERS FOR DISEASE CONTROL AND PREVENTION	University of Texas Health Science Center at Houston	5 T42 OH008421-12 PASS THRU 0011059B	PF
RSCH	Reducing Pesticide exposure among L	93.262	49,199	0	HEALTH AND HUMAN SERVICES, DEPARTMENT OF / CENTERS FOR DISEASE CONTROL AND PREVENTION	University of Texas Health Science Center at Tyler	2U54OH00754118 PASS THRU SC1712	PF
RSCH	Engaging Families and Employers in	93.262	247,925	50,126	HEALTH AND HUMAN SERVICES, DEPARTMENT OF / CENTERS FOR DISEASE CONTROL AND PREVENTION	U.S. Department of Health and Human Services	R01OH011338	FF
RSCH	Reducing Pesticide exposure among L	93.262	70,584	0	HEALTH AND HUMAN SERVICES, DEPARTMENT OF / CENTERS FOR DISEASE CONTROL AND PREVENTION	University of Texas Health Science Center at Tyler	2U54OH00754118 PASS THRU SC1712	PF
RSCH	Southwest Center for Occupational a	93.262	6,685	0	HEALTH AND HUMAN SERVICES, DEPARTMENT OF / CENTERS FOR DISEASE CONTROL AND PREVENTION	University of Texas Health Science Center at Houston	T42OH008421 PASS THRU 0011059E	PF
RSCH	Merten-OAH Evaluation of Teen Preg	93.297	5,457	0	HEALTH AND HUMAN SERVICES, DEPARTMENT OF / IMMED OFFICE OF THE SECRETARY OF HEALTH AND	Tulsa Campaign to Prevent Teen Pregnancy	1TP1AH000105 PASS THRU EVALUATION OF TEEN PREGNANCY	PF
RSCH	Tulsa Campaign to Prevent Teen Preg	93.297	(6,814)	0	HEALTH AND HUMAN SERVICES, DEPARTMENT OF / IMMED OFFICE OF THE SECRETARY OF HEALTH AND	Youth Services Of Tulsa	1TP1AH000105 PASS THRU PREVENT TEEN PREGNANCY	PF
RSCH	Tulsa Campaign to Prevent Teen Preg	93.297	33,538	0	HEALTH AND HUMAN SERVICES, DEPARTMENT OF / IMMED OFFICE OF THE SECRETARY OF HEALTH AND	Youth Services Of Tulsa	TP1AH000105 PASS THRU OFFICE OF ADOLESCENT HEALTH	PF
RSCH	Noden-Zika and Chikungunya Virus	93.323	(896)	0	HEALTH AND HUMAN SERVICES, DEPARTMENT OF / CENTERS FOR DISEASE CONTROL AND PREVENTION	Oklahoma State Department of Health	NU50CK000406 PASS THRU 3409021466	SF
RSCH	Vector-borne disease surveillance i	93.323	10,686	0	HEALTH AND HUMAN SERVICES, DEPARTMENT OF / CENTERS FOR DISEASE CONTROL AND PREVENTION	Oklahoma State Department of Health	NU50CK000535 PASS THRU PO# 3409023354	SF
RSCH	Cultural Adaptation of Legacy for C	93.421	13,053	0	HEALTH AND HUMAN SERVICES, DEPARTMENT OF / CENTERS FOR DISEASE CONTROL AND PREVENTION	OU Health Sciences Center	6NU3BOT000280-01-01 PASS THRU RS20190410-01	SF
RSCH	Merten-Oklahoma Good Behavior Game	93.788	(16,372)	0	HEALTH AND HUMAN SERVICES, DEPARTMENT OF / SUBSTANCE ABUSE AND MENTAL HEALTH SERVICE	Oklahoma Department of Mental Health and Substance Ai	1H79TI080244 PASS THRU PO4529055630	SF
RSCH	Specialty Prevention Services-OK go	93.788	8,854	0	HEALTH AND HUMAN SERVICES, DEPARTMENT OF / SUBSTANCE ABUSE AND MENTAL HEALTH SERVICE	Oklahoma Department of Mental Health and Substance Ai	1H79TI080244 PASS THRU PO4529057726	SF
RSCH	SOR Grant	93.788	56,146	0	HEALTH AND HUMAN SERVICES, DEPARTMENT OF / SUBSTANCE ABUSE AND MENTAL HEALTH SERVICE	Oklahoma Department of Mental Health and Substance Ai	1H79TI080244/1H79SM080968-01 PASS THRU PO4529060492	SF
RSCH	AWARE Grant	93.788	36,453	0	HEALTH AND HUMAN SERVICES, DEPARTMENT OF / SUBSTANCE ABUSE AND MENTAL HEALTH SERVICE	Oklahoma Department of Mental Health and Substance Ai	1H79TI080244/1H79SM080968-01 PASS THRU PO4529060492	SF
RSCH	AWARE Grant	93.788	21,646	0	HEALTH AND HUMAN SERVICES, DEPARTMENT OF / SUBSTANCE ABUSE AND MENTAL HEALTH SERVICE	Oklahoma Department of Mental Health and Substance Ai	1H79TI080244/1H79SM080968-01 PASS THRU PO4529060492	SF
RSCH	Maternal, infant, and Early Childho	93.870	87,722	0	HEALTH AND HUMAN SERVICES, DEPARTMENT OF / HEALTH RESOURCES AND SERVICES ADMINISTRATIK	OU Health Sciences Center	UH4MC30745 PASS THRU RS20190575-01	SF
RSCH	Maternal, Infant, and Early Childho	93.870	9,748	0	HEALTH AND HUMAN SERVICES, DEPARTMENT OF / HEALTH RESOURCES AND SERVICES ADMINISTRATIK	OU Health Sciences Center	X10MC32214 PASS THRU RS20190719-01	SF
RSCH	Maternal, Infant, and Early Childho	93.870	17,186	0	HEALTH AND HUMAN SERVICES, DEPARTMENT OF / HEALTH RESOURCES AND SERVICES ADMINISTRATIK	OU Health Sciences Center	X10MC32214 PASS THRU RS20190719-01	SF

SUBTOTAL OTHER DHHS

1,046,385	67,214
-----------	--------

TOTAL DEPT OF HEALTH AND HUMAN SERVICES

11,652,984	1,654,365
------------	-----------

DEPARTMENT OF HOMELAND SECURITY

RSCH	AFG to purchase an Over the Road To	97.044	108,025	0	HOMELAND SECURITY, DEPARTMENT OF / FEDERAL EMERGENCY MANAGEMENT AGENCY	Federal Emergency Management Agency	EMW-2018-FZ-00106	FF
RSCH	Jacob-Public Safety Small Unmanned	97.044	10,903	0	HOMELAND SECURITY, DEPARTMENT OF / FEDERAL EMERGENCY MANAGEMENT AGENCY	Fire Protection Research Foundation Inc	EMW2018FP00165 PASS THRU PUBLIC SAFETY SMALL UNMANNED A	PF
RSCH	Center of Excellence for Accelerati	97.061	99,173	29,159	HOMELAND SECURITY, DEPARTMENT OF / SCIENCE AND TECHNOLOGY	Arizona State Univ	17STQAC00001-01-02 PASS THRU ASUB00000174	PF
RSCH	Center of Excellence for Accelerati	97.061	8,411	0	HOMELAND SECURITY, DEPARTMENT OF / SCIENCE AND TECHNOLOGY	Arizona State Univ	7STQAC00001-01-02 PASS THRU DHS-ASU NORTHERN TRIANGLE MIG	PF
RSCH	Mexican & Northern Triangle Perspec	97.061	5,649	0	HOMELAND SECURITY, DEPARTMENT OF / SCIENCE AND TECHNOLOGY	University of Houston	17STBT100001 PASS THRU R-20-0050	PF

TOTAL DEPARTMENT OF HOMELAND SECURITY

232,161	29,159
---------	--------

AGENCY FOR INTL DEVELOPMENT

RSCH	Alliance Food Secure	98.001	475	475	AGENCY FOR INTERNATIONAL DEVELOPMENT	Kansas State University	AID-OAA-L-14-00002 PASS THRU S14161	PF
RSCH	Continuation of Alliance for Food S	98.001	74,792	22,804	AGENCY FOR INTERNATIONAL DEVELOPMENT	Kansas State University	AID-OAA-L-14-00002 PASS THRU S19130	PF

TOTAL FOR AGENCY FOR INTL DEVELOPMENT

75,267	23,279
--------	--------

TOTAL RESEARCH AND DEVELOPMENT

42,275,862	4,667,886
------------	-----------

STUDENT FINANCIAL AID

STILLWATER CAMPUS

DEPARTMENT OF EDUCATION

FEDERAL SUPPLEMENTAL EDUCATIONAL OPPORTUNITY

FSTW	FY19 Federal Supplemental Educ Opp	84.007	(1,105)	0	EDUCATION, DEPARTMENT OF / OFFICE OF FEDERAL STUDENT AID	U.S. Department of Education	P007A183441	FF
FSTW	FY20 Federal Supplemental Education	84.007	896,340	0	EDUCATION, DEPARTMENT OF / OFFICE OF FEDERAL STUDENT AID	U.S. Department of Education	P007A193441	FF
TOTAL FED. SUPPLEMENTAL EDUCATIONAL OPP.			895,235	0				

FEDERAL WORK-STUDY PROGRAM

FSTW	Blew-FY18 Federal Work-Study Progra	84.033	1,406	0	EDUCATION, DEPARTMENT OF / OFFICE OF FEDERAL STUDENT AID	U.S. Department of Education	P033A173441	FF
FSTW	FY19 Federal Work-Study Program	84.033	94,746	0	EDUCATION, DEPARTMENT OF / OFFICE OF FEDERAL STUDENT AID	U.S. Department of Education	P033A183441	FF
FSTW	FY19 Off-Campus Federal Work-Study	84.033	(35)	0	EDUCATION, DEPARTMENT OF / OFFICE OF FEDERAL STUDENT AID	U.S. Department of Education	P033A183441	FF
FSTW	FY20 Federal Work-Study Program	84.033	605,584	0	EDUCATION, DEPARTMENT OF / OFFICE OF FEDERAL STUDENT AID	U.S. Department of Education	P033A193441	FF
FSTW	FY20 Off-Campus Federal Work-Study	84.033	129,219	0	EDUCATION, DEPARTMENT OF / OFFICE OF FEDERAL STUDENT AID	U.S. Department of Education	P033A193441	FF
FSTW	FY20 Job Location & Development Pro	84.033	40,000	0	EDUCATION, DEPARTMENT OF / OFFICE OF FEDERAL STUDENT AID	U.S. Department of Education	P033A193441	FF
FSTW	FY20 FWS Program-Literacy	84.033	42,411	0	EDUCATION, DEPARTMENT OF / OFFICE OF FEDERAL STUDENT AID	U.S. Department of Education	P033A193441	FF
FSTW	FY20 FWS Program-Math	84.033	10,831	0	EDUCATION, DEPARTMENT OF / OFFICE OF FEDERAL STUDENT AID	U.S. Department of Education	P033A193441	FF
FSTW	FY19 Federal Work-Study Program	84.033	(117)	0	EDUCATION, DEPARTMENT OF / OFFICE OF FEDERAL STUDENT AID	U.S. Department of Education	P033A183441	FF
FSTW	FY20 FWS Program	84.033	33,413	0	EDUCATION, DEPARTMENT OF / OFFICE OF FEDERAL STUDENT AID	U.S. Department of Education	P033A193441	FF
FSTW	FY20 Federal Work Study Program	84.033	11,736	0	EDUCATION, DEPARTMENT OF / OFFICE OF FEDERAL STUDENT AID	U.S. Department of Education	P033A193441	FF
FSTW	FY19 Federal Work-Study Program	84.033	(1,048)	0	EDUCATION, DEPARTMENT OF / OFFICE OF FEDERAL STUDENT AID	U.S. Department of Education	P033A183441	FF
FSTW	FY20 Federal Work-Study Program	84.033	13,844	0	EDUCATION, DEPARTMENT OF / OFFICE OF FEDERAL STUDENT AID	U.S. Department of Education	P033A193441	FF
TOTAL FEDERAL WORK-STUDY			981,990	0				

PERKINS STUDENT LOAN PROGRAM

FSTW	PERKINS STUDENT LOAN PROGRAM	84.038	11,676,618	0	Department of Education Office of Federal Student Aid	U.S. Department of Education		
TOTAL PERKINS STUDENT LOAN PROGRAM			11,676,618	0				

FEDERAL PELL GRANT PROGRAM

FSTW	Pell Admin Allow	84.063	29,330	0	EDUCATION, DEPARTMENT OF / OFFICE OF FEDERAL STUDENT AID	U.S. Department of Education	P063P35339	FF
FSTW	FY18 Pell Grant	84.063	(3,361)	0	EDUCATION, DEPARTMENT OF / OFFICE OF FEDERAL STUDENT AID	U.S. Department of Education	P063P170353	FF
FSTW	FY19 Pell Grant	84.063	132,302	0	EDUCATION, DEPARTMENT OF / OFFICE OF FEDERAL STUDENT AID	U.S. Department of Education	P063P180353	FF
FSTW	FY20 Pell Grant	84.063	24,877,715	0	EDUCATION, DEPARTMENT OF / OFFICE OF FEDERAL STUDENT AID	U.S. Department of Education	P063P190353	FF
FSTW	FY 21 Pell Grant	84.063	573,636	0	EDUCATION, DEPARTMENT OF / OFFICE OF FEDERAL STUDENT AID	U.S. Department of Education	P063P200353	FF
TOTAL FEDERAL PELL GRANT PROGRAM			25,609,622	0				

FEDERAL DIRECT LOAN PROGRAM

FSTW	FEDERAL DIRECT STAFFORD LOAN	84.268	79,462,089	0	Department of Education Office of Federal Student Aid	U.S. Department of Education		FF
FSTW	FEDERAL DIRECT PLUS LOAN	84.268	55,252,707	0	Department of Education Office of Federal Student Aid	U.S. Department of Education		FF
TOTAL FEDERAL DIRECT LOAN PROGRAM			134,714,796	0				

DEPARTMENT OF EDUCATION - OTHER AGENCIES

FSTW	FY19 TEACH Grant	84.379	3,275	0	EDUCATION, DEPARTMENT OF / OFFICE OF FEDERAL STUDENT AID	U.S. Department of Education	P379T19053	FF
FSTW	FY20 TEACH Grant	84.379	119,799	0	EDUCATION, DEPARTMENT OF / OFFICE OF FEDERAL STUDENT AID	U.S. Department of Education	P379T200353	FF
TOTAL DEPT OF EDUCATION - OTHER AGENCIES			123,074	0				

TOTAL DEPARTMENT OF EDUCATION

174,001,3350

OTHER FEDERAL AGENCIES

FSTW	Off-Campus Community Service Work-S	10.000	22,440	0	DEPARTMENT OF AGRICULTURE	U.S. Department of Agriculture	56-3072-8-1101	FF
FSTW	Health Prof Lt-Fcc	93.342	949,876	0	U.S. Department of Health and Human Services	U.S. Department of Health and Human Services		FF
FSTW	Vet Med Disadv Lficc	93.342	293,063	0	U.S. Department of Health and Human Services	U.S. Department of Health and Human Services	4 E35HP17548-02-00	FF
TOTAL OTHER FEDERAL AGENCIES			1,265,379	0				
TOTAL STUDENT FIN. AID - STLW CAMPUS			175,266,714	0				

OKMULGEE CAMPUS

DEPARTMENT OF EDUCATION

FEDERAL SUPPLEMENTAL EDUCATIONAL OPPORTUNITY

FOKM	FY19 FSEOG	84.007	(1,220)	0	EDUCATION, DEPARTMENT OF / OFFICE OF FEDERAL STUDENT AID	U.S. Department of Education	P007A183442	FF
FOKM	FY20 Federal SEOG	84.007	327,953	0	EDUCATION, DEPARTMENT OF / OFFICE OF FEDERAL STUDENT AID	U.S. Department of Education	P007A193442	FF
TOTAL FED SUPPLEMENTAL EDUCATIONAL OPP.			326,733	0				

FEDERAL WORK-STUDY PROGRAM

FOKM	Short-FY19 Federal Work Study (On)	84.033	33,287	0	EDUCATION, DEPARTMENT OF / OFFICE OF FEDERAL STUDENT AID	U.S. Department of Education	P033A183442	FF
FOKM	Short-FY19 Federal Work Study (Off)	84.033	(433)	0	EDUCATION, DEPARTMENT OF / OFFICE OF FEDERAL STUDENT AID	U.S. Department of Education	P033A183442	FF
FOKM	FY20 Federal Work Study FWS-on camp	84.033	287,385	0	EDUCATION, DEPARTMENT OF / OFFICE OF FEDERAL STUDENT AID	U.S. Department of Education	P033A193442	FF
FOKM	FY20 Federal Work Study FWS-off cam	84.033	43,016	0	EDUCATION, DEPARTMENT OF / OFFICE OF FEDERAL STUDENT AID	U.S. Department of Education	P033A193442	FF
FOKM	FY21 Federal Work Study	84.033	1,028	0	EDUCATION, DEPARTMENT OF / OFFICE OF FEDERAL STUDENT AID	U.S. Department of Education	P033A203442	FF
FOKM	FY21 Federal Work Study	84.033	134	0	EDUCATION, DEPARTMENT OF / OFFICE OF FEDERAL STUDENT AID	U.S. Department of Education	P033A203442	FF
TOTAL FEDERAL WORK-STUDY PROGRAM			364,417	0				

FEDERAL PELL GRANT PROGRAM

FOKM	Short-Federal Pell FY18	84.063	169,845	0	EDUCATION, DEPARTMENT OF / OFFICE OF FEDERAL STUDENT AID	U.S. Department of Education	P063P172046	FF
FOKM	FY19 Federal Pell Grant Program	84.063	11,441	0	EDUCATION, DEPARTMENT OF / OFFICE OF FEDERAL STUDENT AID	U.S. Department of Education	P063P182046	FF
FOKM	FY20 Federal Pell Grant	84.063	2,827,539	0	EDUCATION, DEPARTMENT OF / OFFICE OF FEDERAL STUDENT AID	U.S. Department of Education	P063P192046	FF
TOTAL FEDERAL PELL GRANT PROGRAM			3,008,825	0				

FEDERAL DIRECT LOAN PROGRAM

FOKM	FEDERAL DIRECT STAFFORD LOAN	84.268	5,831,440	0	Office of Post Secondary Education - Department of Education	U.S. Department of Education		FF
FOKM	FEDERAL DIRECT PLUS LOAN	84.268	1,488,468	0	Office of Post Secondary Education - Department of Education	U.S. Department of Education		FF
TOTAL FEDERAL DIRECT LOAN PROGRAM			7,319,908	0				

TOTAL DEPT OF EDUCATION - OKM CAMPUS

11,019,8830

TOTAL STUDENT FIN. AID - OKMULGEE CAMPUS

11,019,8830

OKLAHOMA CITY CAMPUS

DEPARTMENT OF EDUCATION

FEDERAL SUPPLEMENTAL EDUCATIONAL OPPORTUNITY

FOKC	FY19 FWS SEOG	84.007	(600)	0	EDUCATION, DEPARTMENT OF / OFFICE OF FEDERAL STUDENT AID	U.S. Department of Education	P007A183440	FF
FOKC	FY20 SEOG Grant	84.007	259,481	0	EDUCATION, DEPARTMENT OF / OFFICE OF FEDERAL STUDENT AID	U.S. Department of Education	P007A193440	FF
TOTAL FED. SUPPLEMENTAL EDUCATIONAL OPP.			258,881	0				

FEDERAL WORK-STUDY PROGRAM

FOKC	Carter-FY18 FWS Grant	84.033	(1,316)	0	EDUCATION, DEPARTMENT OF / OFFICE OF FEDERAL STUDENT AID	U.S. Department of Education	P033A173440	FF
FOKC	FY19 Federal Work-Study Program	84.033	25,295	0	EDUCATION, DEPARTMENT OF / OFFICE OF FEDERAL STUDENT AID	U.S. Department of Education	P033A183440	FF
FOKC	FY19 FWS-Job Location & Development	84.033	20,000	0	EDUCATION, DEPARTMENT OF / OFFICE OF FEDERAL STUDENT AID	U.S. Department of Education	P033A183440	FF
FOKC	FY20 FWS Grant	84.033	92,888	0	EDUCATION, DEPARTMENT OF / OFFICE OF FEDERAL STUDENT AID	U.S. Department of Education	P033A193440	FF
TOTAL FEDERAL WORK-STUDY PROGRAM			136,867	0				

FEDERAL PELL GRANT PROGRAM

FOKC	FY19 Pell Grant	84.063	102,608	0	EDUCATION, DEPARTMENT OF / OFFICE OF FEDERAL STUDENT AID	U.S. Department of Education	P063P183215	FF
FOKC	FY20 Pell Grant	84.063	6,633,767	0	EDUCATION, DEPARTMENT OF / OFFICE OF FEDERAL STUDENT AID	U.S. Department of Education	P063P193215	FF
TOTAL FEDERAL PELL GRANT PROGRAM			6,736,375	0				

FEDERAL DIRECT LOAN PROGRAM

FOKC	FEDERAL DIRECT STAFFORD LOAN	84.268	8,090,819	0	Office of Post Secondary Education - Department of Education	U.S. Department of Education		FF
FOKC	FEDERAL DIRECT PLUS LOAN	84.268	115,982	0	Office of Post Secondary Education - Department of Education	U.S. Department of Education		FF
TOTAL FEDERAL DIRECT LOAN PROGRAM			8,206,801	0				

TOTAL DEPT OF EDUCATION - OKC CAMPUS

15,338,9240

TOTAL STUDENT FINANCIAL AID - OKC CAMPUS

15,338,9240

CENTER FOR HEALTH SCIENCES

DEPARTMENT OF EDUCATION

FEDERAL WORK-STUDY PROGRAM

FCHS	Federal Workstudy FY20	84.033	71,556	0	EDUCATION, DEPARTMENT OF / OFFICE OF FEDERAL STUDENT AID	U.S. Department of Education	P033A193433	FF
FCHS	FY19 Federal Work-Study Program	84.033	17,721	0	EDUCATION, DEPARTMENT OF / OFFICE OF FEDERAL STUDENT AID	U.S. Department of Education	P033A183433	FF
TOTAL FEDERAL WORK-STUDY PROGRAM			89,277	0				

PERKINS STUDENT LOAN PROGRAM

FCHS	PERKINS STUDENT LOAN PROGRAM	84.038	118,685	0	Department of Education Office of Federal Student Aid	U.S. Department of Education		
TOTAL PERKINS STUDENT LOAN PROGRAM			118,685	0				

FEDERAL DIRECT LOAN PROGRAM

FCHS	FEDERAL DIRECT STAFFORD LOAN	84.268	14,534,961	0	Office of Post Secondary Education - Department of Education	U.S. Department of Education		FF
FCHS	FEDERAL DIRECT PLUS LOAN	84.268	3,795,135	0	Office of Post Secondary Education - Department of Education	U.S. Department of Education		FF
TOTAL FEDERAL DIRECT LOAN PROGRAM			18,330,096	0				
TOTAL DEPT OF EDUCATION - CHS CAMPUS			18,538,058	0				

OTHER FEDERAL AGENCIES

FCHS	Fellowship-NIH-Wayant	93.398	25,497	0	HEALTH AND HUMAN SERVICES, DEPARTMENT OF / NATIONAL INSTITUTES OF HEALTH	National Institutes of Health	1F30CA243651	FF
FCHS	Health Prof Lf-Fcc	93.342	1,985	0	Office of Post Secondary Education - Department of Education	U.S. Department of Health and Human Services		FF
TOTAL OTHER FEDERAL AGENCIES			27,482	0				
TOTAL STUDENT FINANCIAL AID - CHS CAMPUS			18,565,540	0				

TULSA CAMPUS

DEPARTMENT OF EDUCATION

FEDERAL WORK-STUDY PROGRAM

FTUL	Blew-FY18 Federal Work-Study Progra	84.033	(253)	0	EDUCATION, DEPARTMENT OF / OFFICE OF FEDERAL STUDENT AID	U.S. Department of Education	P033A173440	FF
FTUL	FY20 Federal Work Study Program	84.033	1,385	0	EDUCATION, DEPARTMENT OF / OFFICE OF FEDERAL STUDENT AID	U.S. Department of Education	P033A193441	FF
TOTAL FEDERAL WORK-STUDY PROGRAM			1,132	0				
TOTAL STUDENT FINANCIAL AID - TULSA CAMPUS			1,132	0				

TOTAL STUDENT FINANCIAL AID

OTHER TYPE A PROGRAMS

DEPARTMENT OF AGRICULTURE

OMGR	A Community Approach to Care	10.500	2,660	0	AGRICULTURE, DEPARTMENT OF / NATIONAL INSTITUTE OF FOOD AND AGRICULTURE	U.S. Department of Agriculture	20154610024172	FF
OMGR	Cox-Oklahoma State University Susta	10.500	158,186	0	AGRICULTURE, DEPARTMENT OF / NATIONAL INSTITUTE OF FOOD AND AGRICULTURE	U.S. Department of Agriculture	20174152026875	FF
OMGR	Peek-Healthy Homes Partnership-Nati	10.500	21,999	0	AGRICULTURE, DEPARTMENT OF / NATIONAL INSTITUTE OF FOOD AND AGRICULTURE	University of Missouri	20164854025859 PASS THRU C000593816	PF
OMGR	Oklahoma and Langston Sustainable C	10.500	102,970	3,305	AGRICULTURE, DEPARTMENT OF / NATIONAL INSTITUTE OF FOOD AND AGRICULTURE	U.S. Department of Agriculture	20184152028907	FF
OMGR	Adair-NI17SLBC	10.500	4,980	0	AGRICULTURE, DEPARTMENT OF / NATIONAL INSTITUTE OF FOOD AND AGRICULTURE	U.S. Department of Agriculture	NI17SLBCXXXXG015	FF
OMGR	Alfalfa-NI17SLBC	10.500	9,159	0	AGRICULTURE, DEPARTMENT OF / NATIONAL INSTITUTE OF FOOD AND AGRICULTURE	U.S. Department of Agriculture	NI17SLBCXXXXG015	FF
OMGR	Atoka-NI17SLBC	10.500	8,023	0	AGRICULTURE, DEPARTMENT OF / NATIONAL INSTITUTE OF FOOD AND AGRICULTURE	U.S. Department of Agriculture	NI17SLBCXXXXG015	FF
OMGR	Beaver-NI17SLBC	10.500	12,080	0	AGRICULTURE, DEPARTMENT OF / NATIONAL INSTITUTE OF FOOD AND AGRICULTURE	U.S. Department of Agriculture	NI17SLBCXXXXG015	FF
OMGR	Beckham-NI17SLBC	10.500	7,825	0	AGRICULTURE, DEPARTMENT OF / NATIONAL INSTITUTE OF FOOD AND AGRICULTURE	U.S. Department of Agriculture	NI17SLBCXXXXG015	FF
OMGR	Blaine-NI17SLBC	10.500	11,791	0	AGRICULTURE, DEPARTMENT OF / NATIONAL INSTITUTE OF FOOD AND AGRICULTURE	U.S. Department of Agriculture	NI17SLBCXXXXG015	FF
OMGR	Bryan-NI17SLBC	10.500	16,221	0	AGRICULTURE, DEPARTMENT OF / NATIONAL INSTITUTE OF FOOD AND AGRICULTURE	U.S. Department of Agriculture	NI17SLBCXXXXG015	FF
OMGR	Caddo-NI17SLBC	10.500	22,846	0	AGRICULTURE, DEPARTMENT OF / NATIONAL INSTITUTE OF FOOD AND AGRICULTURE	U.S. Department of Agriculture	NI17SLBCXXXXG015	FF
OMGR	Canadian-NI17SLBC	10.500	26,654	0	AGRICULTURE, DEPARTMENT OF / NATIONAL INSTITUTE OF FOOD AND AGRICULTURE	U.S. Department of Agriculture	NI17SLBCXXXXG015	FF
OMGR	Carter-NI17SLBC	10.500	13,285	0	AGRICULTURE, DEPARTMENT OF / NATIONAL INSTITUTE OF FOOD AND AGRICULTURE	U.S. Department of Agriculture	NI17SLBCXXXXG015	FF
OMGR	Cherokee-NI17SLBC	10.500	19,714	0	AGRICULTURE, DEPARTMENT OF / NATIONAL INSTITUTE OF FOOD AND AGRICULTURE	U.S. Department of Agriculture	NI17SLBCXXXXG015	FF
OMGR	Choctaw-NI17SLBC	10.500	9,138	0	AGRICULTURE, DEPARTMENT OF / NATIONAL INSTITUTE OF FOOD AND AGRICULTURE	U.S. Department of Agriculture	NI17SLBCXXXXG015	FF
OMGR	Cimarron-NI17SLBC	10.500	3,827	0	AGRICULTURE, DEPARTMENT OF / NATIONAL INSTITUTE OF FOOD AND AGRICULTURE	U.S. Department of Agriculture	NI17SLBCXXXXG015	FF
OMGR	Cleveland-NI17SLBC	10.500	16,676	0	AGRICULTURE, DEPARTMENT OF / NATIONAL INSTITUTE OF FOOD AND AGRICULTURE	U.S. Department of Agriculture	NI17SLBCXXXXG015	FF
OMGR	Coal-NI17SLBC	10.500	8,257	0	AGRICULTURE, DEPARTMENT OF / NATIONAL INSTITUTE OF FOOD AND AGRICULTURE	U.S. Department of Agriculture	NI17SLBCXXXXG015	FF
OMGR	Comanche-NI17SLBC	10.500	14,096	0	AGRICULTURE, DEPARTMENT OF / NATIONAL INSTITUTE OF FOOD AND AGRICULTURE	U.S. Department of Agriculture	NI17SLBCXXXXG015	FF
OMGR	Cotton-NI17SLBC	10.500	12,691	0	AGRICULTURE, DEPARTMENT OF / NATIONAL INSTITUTE OF FOOD AND AGRICULTURE	U.S. Department of Agriculture	NI17SLBCXXXXG015	FF
OMGR	Craig-NI17SLBC	10.500	5,784	0	AGRICULTURE, DEPARTMENT OF / NATIONAL INSTITUTE OF FOOD AND AGRICULTURE	U.S. Department of Agriculture	NI17SLBCXXXXG015	FF
OMGR	Creek-NI17SLBC	10.500	12,006	0	AGRICULTURE, DEPARTMENT OF / NATIONAL INSTITUTE OF FOOD AND AGRICULTURE	U.S. Department of Agriculture	NI17SLBCXXXXG015	FF
OMGR	Custer-NI17SLBC	10.500	11,905	0	AGRICULTURE, DEPARTMENT OF / NATIONAL INSTITUTE OF FOOD AND AGRICULTURE	U.S. Department of Agriculture	NI17SLBCXXXXG015	FF
OMGR	Delaware-NI17SLBC	10.500	4,721	0	AGRICULTURE, DEPARTMENT OF / NATIONAL INSTITUTE OF FOOD AND AGRICULTURE	U.S. Department of Agriculture	NI17SLBCXXXXG015	FF
OMGR	Dewey-NI17SLBC	10.500	7,164	0	AGRICULTURE, DEPARTMENT OF / NATIONAL INSTITUTE OF FOOD AND AGRICULTURE	U.S. Department of Agriculture	NI17SLBCXXXXG015	FF
OMGR	Ellis-NI17SLBC	10.500	2,104	0	AGRICULTURE, DEPARTMENT OF / NATIONAL INSTITUTE OF FOOD AND AGRICULTURE	U.S. Department of Agriculture	NI17SLBCXXXXG015	FF
OMGR	Major-NI17SLBC	10.500	(1,578)	0	AGRICULTURE, DEPARTMENT OF / NATIONAL INSTITUTE OF FOOD AND AGRICULTURE	U.S. Department of Agriculture	NI17SLBCXXXXG015	FF
OMGR	Pittsburg-NI17SLBC	10.500	3,704	0	AGRICULTURE, DEPARTMENT OF / NATIONAL INSTITUTE OF FOOD AND AGRICULTURE	U.S. Department of Agriculture	NI17SLBCXXXXG015	FF
OMGR	Pushmataha-NI17SLBC	10.500	2,778	0	AGRICULTURE, DEPARTMENT OF / NATIONAL INSTITUTE OF FOOD AND AGRICULTURE	U.S. Department of Agriculture	NI17SLBCXXXXG015	FF
OMGR	Sequoyah-NI17SLBC	10.500	1,157	0	AGRICULTURE, DEPARTMENT OF / NATIONAL INSTITUTE OF FOOD AND AGRICULTURE	U.S. Department of Agriculture	NI17SLBCXXXXG015	FF
OMGR	Urban 4H - NI17SLBC	10.500	165	0	AGRICULTURE, DEPARTMENT OF / NATIONAL INSTITUTE OF FOOD AND AGRICULTURE	U.S. Department of Agriculture	NI17SLBCXXXXG015	FF
OMGR	FFY18 Goal 1 Int - NI18SLBC	10.500	38,317	0	AGRICULTURE, DEPARTMENT OF / NATIONAL INSTITUTE OF FOOD AND AGRICULTURE	U.S. Department of Agriculture	NI18SLBCXXXXG036	FF
OMGR	FFY18 Goal 4 Int - NI18SLBC	10.500	8,346	0	AGRICULTURE, DEPARTMENT OF / NATIONAL INSTITUTE OF FOOD AND AGRICULTURE	U.S. Department of Agriculture	NI18SLBCXXXXG036	FF
OMGR	FFY18 Goal 5 Int - NI18SLBC	10.500	2,349	0	AGRICULTURE, DEPARTMENT OF / NATIONAL INSTITUTE OF FOOD AND AGRICULTURE	U.S. Department of Agriculture	NI18SLBCXXXXG036	FF
OMGR	FFY18 Goal 1 Multi-St - NI18SLBC	10.500	8,684	0	AGRICULTURE, DEPARTMENT OF / NATIONAL INSTITUTE OF FOOD AND AGRICULTURE	U.S. Department of Agriculture	NI18SLBCXXXXG036	FF
OMGR	FFY18 Goal 3 Multi-St - NI18SLBC	10.500	161	0	AGRICULTURE, DEPARTMENT OF / NATIONAL INSTITUTE OF FOOD AND AGRICULTURE	U.S. Department of Agriculture	NI18SLBCXXXXG036	FF

	FFY18 Goal 4 Multi-St - NI18SLBC	10,500	2,404	0	AGRICULTURE, DEPARTMENT OF / NATIONAL INSTITUTE OF FOOD AND AGRICULTURE	U.S. Department of Agriculture	NI18SLBCXXXXG036	FF
OMGR	FFY18 Goal 5 Multi-St - NI18SLBC	10,500	2,397	0	AGRICULTURE, DEPARTMENT OF / NATIONAL INSTITUTE OF FOOD AND AGRICULTURE	U.S. Department of Agriculture	NI18SLBCXXXXG036	FF
OMGR	Adair-NI18SLBC	10,500	21,890	0	AGRICULTURE, DEPARTMENT OF / NATIONAL INSTITUTE OF FOOD AND AGRICULTURE	U.S. Department of Agriculture	NI18SLBCXXXXG036	FF
OMGR	Alfalfa-NI18SLBC	10,500	50,870	0	AGRICULTURE, DEPARTMENT OF / NATIONAL INSTITUTE OF FOOD AND AGRICULTURE	U.S. Department of Agriculture	NI18SLBCXXXXG036	FF
OMGR	Atoka-NI18SLBC	10,500	46,952	0	AGRICULTURE, DEPARTMENT OF / NATIONAL INSTITUTE OF FOOD AND AGRICULTURE	U.S. Department of Agriculture	NI18SLBCXXXXG036	FF
OMGR	Beaver-NI18SLBC	10,500	66,476	0	AGRICULTURE, DEPARTMENT OF / NATIONAL INSTITUTE OF FOOD AND AGRICULTURE	U.S. Department of Agriculture	NI18SLBCXXXXG036	FF
OMGR	Beckham-NI18SLBC	10,500	49,644	0	AGRICULTURE, DEPARTMENT OF / NATIONAL INSTITUTE OF FOOD AND AGRICULTURE	U.S. Department of Agriculture	NI18SLBCXXXXG036	FF
OMGR	Blaine-NI18SLBC	10,500	48,982	0	AGRICULTURE, DEPARTMENT OF / NATIONAL INSTITUTE OF FOOD AND AGRICULTURE	U.S. Department of Agriculture	NI18SLBCXXXXG036	FF
OMGR	Bryan-NI18SLBC	10,500	59,692	0	AGRICULTURE, DEPARTMENT OF / NATIONAL INSTITUTE OF FOOD AND AGRICULTURE	U.S. Department of Agriculture	NI18SLBCXXXXG036	FF
OMGR	Caddo-NI18SLBC	10,500	81,331	0	AGRICULTURE, DEPARTMENT OF / NATIONAL INSTITUTE OF FOOD AND AGRICULTURE	U.S. Department of Agriculture	NI18SLBCXXXXG036	FF
OMGR	Canadian-NI18SLBC	10,500	111,831	0	AGRICULTURE, DEPARTMENT OF / NATIONAL INSTITUTE OF FOOD AND AGRICULTURE	U.S. Department of Agriculture	NI18SLBCXXXXG036	FF
OMGR	Carter-NI18SLBC	10,500	68,296	0	AGRICULTURE, DEPARTMENT OF / NATIONAL INSTITUTE OF FOOD AND AGRICULTURE	U.S. Department of Agriculture	NI18SLBCXXXXG036	FF
OMGR	Cherokee-NI18SLBC	10,500	67,109	0	AGRICULTURE, DEPARTMENT OF / NATIONAL INSTITUTE OF FOOD AND AGRICULTURE	U.S. Department of Agriculture	NI18SLBCXXXXG036	FF
OMGR	Choctaw-NI18SLBC	10,500	22,767	0	AGRICULTURE, DEPARTMENT OF / NATIONAL INSTITUTE OF FOOD AND AGRICULTURE	U.S. Department of Agriculture	NI18SLBCXXXXG036	FF
OMGR	Cimarron-NI18SLBC	10,500	20,797	0	AGRICULTURE, DEPARTMENT OF / NATIONAL INSTITUTE OF FOOD AND AGRICULTURE	U.S. Department of Agriculture	NI18SLBCXXXXG036	FF
OMGR	Cleveland-NI18SLBC	10,500	106,531	0	AGRICULTURE, DEPARTMENT OF / NATIONAL INSTITUTE OF FOOD AND AGRICULTURE	U.S. Department of Agriculture	NI18SLBCXXXXG036	FF
OMGR	Coal-NI18SLBC	10,500	38,729	0	AGRICULTURE, DEPARTMENT OF / NATIONAL INSTITUTE OF FOOD AND AGRICULTURE	U.S. Department of Agriculture	NI18SLBCXXXXG036	FF
OMGR	Comanche-NI18SLBC	10,500	54,443	0	AGRICULTURE, DEPARTMENT OF / NATIONAL INSTITUTE OF FOOD AND AGRICULTURE	U.S. Department of Agriculture	NI18SLBCXXXXG036	FF
OMGR	Cotton-NI18SLBC	10,500	35,855	0	AGRICULTURE, DEPARTMENT OF / NATIONAL INSTITUTE OF FOOD AND AGRICULTURE	U.S. Department of Agriculture	NI18SLBCXXXXG036	FF
OMGR	Craig-NI18SLBC	10,500	41,870	0	AGRICULTURE, DEPARTMENT OF / NATIONAL INSTITUTE OF FOOD AND AGRICULTURE	U.S. Department of Agriculture	NI18SLBCXXXXG036	FF
OMGR	Creek-NI18SLBC	10,500	79,750	0	AGRICULTURE, DEPARTMENT OF / NATIONAL INSTITUTE OF FOOD AND AGRICULTURE	U.S. Department of Agriculture	NI18SLBCXXXXG036	FF
OMGR	Custer-NI18SLBC	10,500	91,178	0	AGRICULTURE, DEPARTMENT OF / NATIONAL INSTITUTE OF FOOD AND AGRICULTURE	U.S. Department of Agriculture	NI18SLBCXXXXG036	FF
OMGR	Delaware-NI18SLBC	10,500	20,906	0	AGRICULTURE, DEPARTMENT OF / NATIONAL INSTITUTE OF FOOD AND AGRICULTURE	U.S. Department of Agriculture	NI18SLBCXXXXG036	FF
OMGR	Dewey-NI18SLBC	10,500	36,097	0	AGRICULTURE, DEPARTMENT OF / NATIONAL INSTITUTE OF FOOD AND AGRICULTURE	U.S. Department of Agriculture	NI18SLBCXXXXG036	FF
OMGR	Ellis-NI18SLBC	10,500	71,664	0	AGRICULTURE, DEPARTMENT OF / NATIONAL INSTITUTE OF FOOD AND AGRICULTURE	U.S. Department of Agriculture	NI18SLBCXXXXG036	FF
OMGR	Garfield-NI18SLBC	10,500	93,826	0	AGRICULTURE, DEPARTMENT OF / NATIONAL INSTITUTE OF FOOD AND AGRICULTURE	U.S. Department of Agriculture	NI18SLBCXXXXG036	FF
OMGR	Garvin-NI18SLBC	10,500	23,644	0	AGRICULTURE, DEPARTMENT OF / NATIONAL INSTITUTE OF FOOD AND AGRICULTURE	U.S. Department of Agriculture	NI18SLBCXXXXG036	FF
OMGR	Grady-NI18SLBC	10,500	47,255	0	AGRICULTURE, DEPARTMENT OF / NATIONAL INSTITUTE OF FOOD AND AGRICULTURE	U.S. Department of Agriculture	NI18SLBCXXXXG036	FF
OMGR	Grant-NI18SLBC	10,500	15,687	0	AGRICULTURE, DEPARTMENT OF / NATIONAL INSTITUTE OF FOOD AND AGRICULTURE	U.S. Department of Agriculture	NI18SLBCXXXXG036	FF
OMGR	Greer-NI18SLBC	10,500	52,108	0	AGRICULTURE, DEPARTMENT OF / NATIONAL INSTITUTE OF FOOD AND AGRICULTURE	U.S. Department of Agriculture	NI18SLBCXXXXG036	FF
OMGR	Harmon-NI18SLBC	10,500	21,625	0	AGRICULTURE, DEPARTMENT OF / NATIONAL INSTITUTE OF FOOD AND AGRICULTURE	U.S. Department of Agriculture	NI18SLBCXXXXG036	FF
OMGR	Harper-NI18SLBC	10,500	34,160	0	AGRICULTURE, DEPARTMENT OF / NATIONAL INSTITUTE OF FOOD AND AGRICULTURE	U.S. Department of Agriculture	NI18SLBCXXXXG036	FF
OMGR	Haskell-NI18SLBC	10,500	19,297	0	AGRICULTURE, DEPARTMENT OF / NATIONAL INSTITUTE OF FOOD AND AGRICULTURE	U.S. Department of Agriculture	NI18SLBCXXXXG036	FF
OMGR	Hughes-NI18SLBC	10,500	34,744	0	AGRICULTURE, DEPARTMENT OF / NATIONAL INSTITUTE OF FOOD AND AGRICULTURE	U.S. Department of Agriculture	NI18SLBCXXXXG036	FF
OMGR	Jackson-NI18SLBC	10,500	49,506	0	AGRICULTURE, DEPARTMENT OF / NATIONAL INSTITUTE OF FOOD AND AGRICULTURE	U.S. Department of Agriculture	NI18SLBCXXXXG036	FF
OMGR	Jefferson-NI18SLBC	10,500	51,050	0	AGRICULTURE, DEPARTMENT OF / NATIONAL INSTITUTE OF FOOD AND AGRICULTURE	U.S. Department of Agriculture	NI18SLBCXXXXG036	FF
OMGR	Johnston-NI18SLBC	10,500	30,212	0	AGRICULTURE, DEPARTMENT OF / NATIONAL INSTITUTE OF FOOD AND AGRICULTURE	U.S. Department of Agriculture	NI18SLBCXXXXG036	FF
OMGR	Kay-NI18SLBC	10,500	61,536	0	AGRICULTURE, DEPARTMENT OF / NATIONAL INSTITUTE OF FOOD AND AGRICULTURE	U.S. Department of Agriculture	NI18SLBCXXXXG036	FF
OMGR	Kingfisher-NI18SLBC	10,500	77,331	0	AGRICULTURE, DEPARTMENT OF / NATIONAL INSTITUTE OF FOOD AND AGRICULTURE	U.S. Department of Agriculture	NI18SLBCXXXXG036	FF
OMGR	Kiowa-NI18SLBC	10,500	26,159	0	AGRICULTURE, DEPARTMENT OF / NATIONAL INSTITUTE OF FOOD AND AGRICULTURE	U.S. Department of Agriculture	NI18SLBCXXXXG036	FF
OMGR	Latimer-NI18SLBC	10,500	36,256	0	AGRICULTURE, DEPARTMENT OF / NATIONAL INSTITUTE OF FOOD AND AGRICULTURE	U.S. Department of Agriculture	NI18SLBCXXXXG036	FF
OMGR	LeFlore-NI18SLBC	10,500	17,436	0	AGRICULTURE, DEPARTMENT OF / NATIONAL INSTITUTE OF FOOD AND AGRICULTURE	U.S. Department of Agriculture	NI18SLBCXXXXG036	FF
OMGR	Lincoln-NI18SLBC	10,500	79,058	0	AGRICULTURE, DEPARTMENT OF / NATIONAL INSTITUTE OF FOOD AND AGRICULTURE	U.S. Department of Agriculture	NI18SLBCXXXXG036	FF
OMGR	Logan-NI18SLBC	10,500	52,891	0	AGRICULTURE, DEPARTMENT OF / NATIONAL INSTITUTE OF FOOD AND AGRICULTURE	U.S. Department of Agriculture	NI18SLBCXXXXG036	FF
OMGR	Love-NI18SLBC	10,500	52,747	0	AGRICULTURE, DEPARTMENT OF / NATIONAL INSTITUTE OF FOOD AND AGRICULTURE	U.S. Department of Agriculture	NI18SLBCXXXXG036	FF
OMGR	McClain-NI18SLBC	10,500	54,482	0	AGRICULTURE, DEPARTMENT OF / NATIONAL INSTITUTE OF FOOD AND AGRICULTURE	U.S. Department of Agriculture	NI18SLBCXXXXG036	FF
OMGR	McCurtain-NI18SLBC	10,500	65,778	0	AGRICULTURE, DEPARTMENT OF / NATIONAL INSTITUTE OF FOOD AND AGRICULTURE	U.S. Department of Agriculture	NI18SLBCXXXXG036	FF
OMGR	McIntosh-NI18SLBC	10,500	41,320	0	AGRICULTURE, DEPARTMENT OF / NATIONAL INSTITUTE OF FOOD AND AGRICULTURE	U.S. Department of Agriculture	NI18SLBCXXXXG036	FF
OMGR	Major-NI18SLBC	10,500	50,565	0	AGRICULTURE, DEPARTMENT OF / NATIONAL INSTITUTE OF FOOD AND AGRICULTURE	U.S. Department of Agriculture	NI18SLBCXXXXG036	FF
OMGR	Marshall-NI18SLBC	10,500	30,212	0	AGRICULTURE, DEPARTMENT OF / NATIONAL INSTITUTE OF FOOD AND AGRICULTURE	U.S. Department of Agriculture	NI18SLBCXXXXG036	FF
OMGR	Mayes-NI18SLBC	10,500	70,480	0	AGRICULTURE, DEPARTMENT OF / NATIONAL INSTITUTE OF FOOD AND AGRICULTURE	U.S. Department of Agriculture	NI18SLBCXXXXG036	FF
OMGR	Murray-NI18SLBC	10,500	35,985	0	AGRICULTURE, DEPARTMENT OF / NATIONAL INSTITUTE OF FOOD AND AGRICULTURE	U.S. Department of Agriculture	NI18SLBCXXXXG036	FF
OMGR	Muskogee-NI18SLBC	10,500	34,442	0	AGRICULTURE, DEPARTMENT OF / NATIONAL INSTITUTE OF FOOD AND AGRICULTURE	U.S. Department of Agriculture	NI18SLBCXXXXG036	FF
OMGR	Noble-NI18SLBC	10,500	50,729	0	AGRICULTURE, DEPARTMENT OF / NATIONAL INSTITUTE OF FOOD AND AGRICULTURE	U.S. Department of Agriculture	NI18SLBCXXXXG036	FF
OMGR	Nowata-NI18SLBC	10,500	40,128	0	AGRICULTURE, DEPARTMENT OF / NATIONAL INSTITUTE OF FOOD AND AGRICULTURE	U.S. Department of Agriculture	NI18SLBCXXXXG036	FF
OMGR	Okfuskee-NI18SLBC	10,500	66,609	0	AGRICULTURE, DEPARTMENT OF / NATIONAL INSTITUTE OF FOOD AND AGRICULTURE	U.S. Department of Agriculture	NI18SLBCXXXXG036	FF
OMGR	Oklahoma-NI18SLBC	10,500	187,450	0	AGRICULTURE, DEPARTMENT OF / NATIONAL INSTITUTE OF FOOD AND AGRICULTURE	U.S. Department of Agriculture	NI18SLBCXXXXG036	FF
OMGR	Oklmulgee-NI18SLBC	10,500	53,369	0	AGRICULTURE, DEPARTMENT OF / NATIONAL INSTITUTE OF FOOD AND AGRICULTURE	U.S. Department of Agriculture	NI18SLBCXXXXG036	FF
OMGR	Osage-NI18SLBC	10,500	38,858	0	AGRICULTURE, DEPARTMENT OF / NATIONAL INSTITUTE OF FOOD AND AGRICULTURE	U.S. Department of Agriculture	NI18SLBCXXXXG036	FF
OMGR	Ottawa-NI18SLBC	10,500	28,896	0	AGRICULTURE, DEPARTMENT OF / NATIONAL INSTITUTE OF FOOD AND AGRICULTURE	U.S. Department of Agriculture	NI18SLBCXXXXG036	FF
OMGR	Pawnee-NI18SLBC	10,500	41,994	0	AGRICULTURE, DEPARTMENT OF / NATIONAL INSTITUTE OF FOOD AND AGRICULTURE	U.S. Department of Agriculture	NI18SLBCXXXXG036	FF
OMGR	Payne-NI18SLBC	10,500	150,911	0	AGRICULTURE, DEPARTMENT OF / NATIONAL INSTITUTE OF FOOD AND AGRICULTURE	U.S. Department of Agriculture	NI18SLBCXXXXG036	FF
OMGR	Pittsburg-NI18SLBC	10,500	110,537	0	AGRICULTURE, DEPARTMENT OF / NATIONAL INSTITUTE OF FOOD AND AGRICULTURE	U.S. Department of Agriculture	NI18SLBCXXXXG036	FF
OMGR	Pontotoc-NI18SLBC	10,500	83,247	0	AGRICULTURE, DEPARTMENT OF / NATIONAL INSTITUTE OF FOOD AND AGRICULTURE	U.S. Department of Agriculture	NI18SLBCXXXXG036	FF
OMGR	Pottawatomie-NI18SLBC	10,500	66,733	0	AGRICULTURE, DEPARTMENT OF / NATIONAL INSTITUTE OF FOOD AND AGRICULTURE	U.S. Department of Agriculture	NI18SLBCXXXXG036	FF
OMGR	Pushmataha-NI18SLBC	10,500	36,360	0	AGRICULTURE, DEPARTMENT OF / NATIONAL INSTITUTE OF FOOD AND AGRICULTURE	U.S. Department of Agriculture	NI18SLBCXXXXG036	FF
OMGR	Roger Mills-NI18SLBC	10,500	36,968	0	AGRICULTURE, DEPARTMENT OF / NATIONAL INSTITUTE OF FOOD AND AGRICULTURE	U.S. Department of Agriculture	NI18SLBCXXXXG036	FF

OMGR	Rogers-NI18SLBC	10,500	102,251	0	AGRICULTURE, DEPARTMENT OF / NATIONAL INSTITUTE OF FOOD AND AGRICULTURE	U.S. Department of Agriculture	NI18SLBCXXXXG036	FF
OMGR	Seminole-NI18SLBC	10,500	34,745	0	AGRICULTURE, DEPARTMENT OF / NATIONAL INSTITUTE OF FOOD AND AGRICULTURE	U.S. Department of Agriculture	NI18SLBCXXXXG036	FF
OMGR	Sequoyah-NI18SLBC	10,500	27,172	0	AGRICULTURE, DEPARTMENT OF / NATIONAL INSTITUTE OF FOOD AND AGRICULTURE	U.S. Department of Agriculture	NI18SLBCXXXXG036	FF
OMGR	Stephens-NI18SLBC	10,500	52,735	0	AGRICULTURE, DEPARTMENT OF / NATIONAL INSTITUTE OF FOOD AND AGRICULTURE	U.S. Department of Agriculture	NI18SLBCXXXXG036	FF
OMGR	Texas-NI18SLBC	10,500	92,399	0	AGRICULTURE, DEPARTMENT OF / NATIONAL INSTITUTE OF FOOD AND AGRICULTURE	U.S. Department of Agriculture	NI18SLBCXXXXG036	FF
OMGR	Tillman-NI18SLBC	10,500	30,401	0	AGRICULTURE, DEPARTMENT OF / NATIONAL INSTITUTE OF FOOD AND AGRICULTURE	U.S. Department of Agriculture	NI18SLBCXXXXG036	FF
OMGR	Tulsa-NI18SLBC	10,500	130,981	0	AGRICULTURE, DEPARTMENT OF / NATIONAL INSTITUTE OF FOOD AND AGRICULTURE	U.S. Department of Agriculture	NI18SLBCXXXXG036	FF
OMGR	Wagoner-NI18SLBC	10,500	69,355	0	AGRICULTURE, DEPARTMENT OF / NATIONAL INSTITUTE OF FOOD AND AGRICULTURE	U.S. Department of Agriculture	NI18SLBCXXXXG036	FF
OMGR	Washington-NI18SLBC	10,500	48,188	0	AGRICULTURE, DEPARTMENT OF / NATIONAL INSTITUTE OF FOOD AND AGRICULTURE	U.S. Department of Agriculture	NI18SLBCXXXXG036	FF
OMGR	Washita-NI18SLBC	10,500	61,147	0	AGRICULTURE, DEPARTMENT OF / NATIONAL INSTITUTE OF FOOD AND AGRICULTURE	U.S. Department of Agriculture	NI18SLBCXXXXG036	FF
OMGR	Woods-NI18SLBC	10,500	65,493	0	AGRICULTURE, DEPARTMENT OF / NATIONAL INSTITUTE OF FOOD AND AGRICULTURE	U.S. Department of Agriculture	NI18SLBCXXXXG036	FF
OMGR	Woodward-NI18SLBC	10,500	58,151	0	AGRICULTURE, DEPARTMENT OF / NATIONAL INSTITUTE OF FOOD AND AGRICULTURE	U.S. Department of Agriculture	NI18SLBCXXXXG036	FF
OMGR	Dist Offc WEST-NI18SLBC	10,500	184,790	0	AGRICULTURE, DEPARTMENT OF / NATIONAL INSTITUTE OF FOOD AND AGRICULTURE	U.S. Department of Agriculture	NI18SLBCXXXXG036	FF
OMGR	Dist Offc NE-NI18SLBC	10,500	144,859	0	AGRICULTURE, DEPARTMENT OF / NATIONAL INSTITUTE OF FOOD AND AGRICULTURE	U.S. Department of Agriculture	NI18SLBCXXXXG036	FF
OMGR	Dist Offc SE-NI18SLBC	10,500	137,531	0	AGRICULTURE, DEPARTMENT OF / NATIONAL INSTITUTE OF FOOD AND AGRICULTURE	U.S. Department of Agriculture	NI18SLBCXXXXG036	FF
OMGR	Agr. Economics - NI18SLBC	10,500	17,254	0	AGRICULTURE, DEPARTMENT OF / NATIONAL INSTITUTE OF FOOD AND AGRICULTURE	U.S. Department of Agriculture	NI18SLBCXXXXG036	FF
OMGR	Animal & Food Sci - NI18SLBC	10,500	8,116	0	AGRICULTURE, DEPARTMENT OF / NATIONAL INSTITUTE OF FOOD AND AGRICULTURE	U.S. Department of Agriculture	NI18SLBCXXXXG036	FF
OMGR	Ent & Plant Path - NI18SLBC	10,500	12,410	0	AGRICULTURE, DEPARTMENT OF / NATIONAL INSTITUTE OF FOOD AND AGRICULTURE	U.S. Department of Agriculture	NI18SLBCXXXXG036	FF
OMGR	Hort & Land Arch - NI18SLBC	10,500	22,250	0	AGRICULTURE, DEPARTMENT OF / NATIONAL INSTITUTE OF FOOD AND AGRICULTURE	U.S. Department of Agriculture	NI18SLBCXXXXG036	FF
OMGR	4-H Program - NI18SLBC	10,500	20,667	0	AGRICULTURE, DEPARTMENT OF / NATIONAL INSTITUTE OF FOOD AND AGRICULTURE	U.S. Department of Agriculture	NI18SLBCXXXXG036	FF
OMGR	Urban 4H - NI18SLBC	10,500	53,925	0	AGRICULTURE, DEPARTMENT OF / NATIONAL INSTITUTE OF FOOD AND AGRICULTURE	U.S. Department of Agriculture	NI18SLBCXXXXG036	FF
OMGR	FFY17 Goal 1 Int-NI17SLBC	10,500	75,662	0	AGRICULTURE, DEPARTMENT OF / NATIONAL INSTITUTE OF FOOD AND AGRICULTURE	U.S. Department of Agriculture	NI17SLBCXXXXG015	FF
OMGR	FFY17 Goal 4 Int-NI17SLBC	10,500	16,692	0	AGRICULTURE, DEPARTMENT OF / NATIONAL INSTITUTE OF FOOD AND AGRICULTURE	U.S. Department of Agriculture	NI17SLBCXXXXG015	FF
OMGR	FFY17 Goal 5 Int-NI17SLBC	10,500	4,697	0	AGRICULTURE, DEPARTMENT OF / NATIONAL INSTITUTE OF FOOD AND AGRICULTURE	U.S. Department of Agriculture	NI17SLBCXXXXG015	FF
OMGR	FFY17 Goal 1 Multi-State-NI17SLBC	10,500	15,872	0	AGRICULTURE, DEPARTMENT OF / NATIONAL INSTITUTE OF FOOD AND AGRICULTURE	U.S. Department of Agriculture	NI17SLBCXXXXG015	FF
OMGR	FFY17 Goal 3 Multi-State-NI17SLBC	10,500	322	0	AGRICULTURE, DEPARTMENT OF / NATIONAL INSTITUTE OF FOOD AND AGRICULTURE	U.S. Department of Agriculture	NI17SLBCXXXXG015	FF
OMGR	FFY17 Goal 4 Multi-State-NI17SLBC	10,500	4,808	0	AGRICULTURE, DEPARTMENT OF / NATIONAL INSTITUTE OF FOOD AND AGRICULTURE	U.S. Department of Agriculture	NI17SLBCXXXXG015	FF
OMGR	FFY17 Goal 5 Multi-State-NI17SLBC	10,500	1,825	0	AGRICULTURE, DEPARTMENT OF / NATIONAL INSTITUTE OF FOOD AND AGRICULTURE	U.S. Department of Agriculture	NI17SLBCXXXXG015	FF
OMGR	Agr.Economics-S/L	10,500	(127)	0	AGRICULTURE, DEPARTMENT OF / NATIONAL INSTITUTE OF FOOD AND AGRICULTURE	U.S. Department of Agriculture	NI17SLBCXXXXG015	FF
OMGR	Off Campus Efnep	10,500	(23)	0	AGRICULTURE, DEPARTMENT OF / NATIONAL INSTITUTE OF FOOD AND AGRICULTURE	U.S. Department of Agriculture	NI19EFNEPXXXG034	FF
OMGR	Rrea	10,500	12,139	0	AGRICULTURE, DEPARTMENT OF / NATIONAL INSTITUTE OF FOOD AND AGRICULTURE	U.S. Department of Agriculture	NI18RREAFFFFXG057	FF
OMGR	Wtr Res Afr Trnados	10,500	954	0	AGRICULTURE, DEPARTMENT OF / NATIONAL INSTITUTE OF FOOD AND AGRICULTURE	U.S. Department of Agriculture	20144121022285	FF
OMGR	Jones-Managing Risk for Oklahoma's	10,500	3,359	0	AGRICULTURE, DEPARTMENT OF / NATIONAL INSTITUTE OF FOOD AND AGRICULTURE	University of Arkansas	20154920024228 PASS THRU S100019	PF
OMGR	Sallee, Jeff - 2017 4-H Military Pa	10,500	(910)	0	AGRICULTURE, DEPARTMENT OF / NATIONAL INSTITUTE OF FOOD AND AGRICULTURE	Kansas State University	2016-48696-25889 PASS THRU S18070	PF
OMGR	Rayas-Duarte-Pawnee Agriculture and	10,500	47,009	23,493	AGRICULTURE, DEPARTMENT OF / NATIONAL INSTITUTE OF FOOD AND AGRICULTURE	U.S. Department of Agriculture	20174158026947	FF
OMGR	Bowser-Pawnee Agriculture and Nutri	10,500	1,086	0	AGRICULTURE, DEPARTMENT OF / NATIONAL INSTITUTE OF FOOD AND AGRICULTURE	U.S. Department of Agriculture	20174158026947	FF
OMGR	Ringer-Pawnee Agriculture and Nutri	10,500	144	0	AGRICULTURE, DEPARTMENT OF / NATIONAL INSTITUTE OF FOOD AND AGRICULTURE	U.S. Department of Agriculture	20174158026947	FF
OMGR	Teaching Choctaw Youth/Adults to Gr	10,500	59,434	0	AGRICULTURE, DEPARTMENT OF / NATIONAL INSTITUTE OF FOOD AND AGRICULTURE	U.S. Department of Agriculture	2017-41580-26932	FF
OMGR	Arnett-Cooperative Extension Agent	10,500	48,846	0	AGRICULTURE, DEPARTMENT OF / NATIONAL INSTITUTE OF FOOD AND AGRICULTURE	U.S. Department of Agriculture	20174158026939	FF
OMGR	2018 Military Partnership Grant	10,500	25,466	0	AGRICULTURE, DEPARTMENT OF / NATIONAL INSTITUTE OF FOOD AND AGRICULTURE	Kansas State University	2018-48661-28954 PASS THRU S19069	PF
OMGR	Farm bill Risk Management Education	10,500	(2)	0	AGRICULTURE, DEPARTMENT OF / NATIONAL INSTITUTE OF FOOD AND AGRICULTURE	Kansas State University	20154920024226 PASS THRU S19165	PF
OMGR	2019 Farm Bill Education and Decisi	10,500	7,679	0	AGRICULTURE, DEPARTMENT OF / NATIONAL INSTITUTE OF FOOD AND AGRICULTURE	University of Arkansas	2018-70027-28585 PASS THRU S1011-11	PF
OMGR	Mental Health Issues for Farmers, T	10,500	23,104	0	AGRICULTURE, DEPARTMENT OF / NATIONAL INSTITUTE OF FOOD AND AGRICULTURE	University of Arkansas	2018-70027-28585 PASS THRU S1011-13	PF
OMGR	E3	10,500	846,284	611,092	AGRICULTURE, DEPARTMENT OF / NATIONAL INSTITUTE OF FOOD AND AGRICULTURE	U.S. Department of Agriculture	20194159530123	FF
OMGR	OK 4-H Military Partnership 2020	10,500	6,592	0	AGRICULTURE, DEPARTMENT OF / NATIONAL INSTITUTE OF FOOD AND AGRICULTURE	Kansas State University	20184866128954 PASS THRU A000983S058	PF
OMGR	Risk Mgmt Ed to Prod	10,500	(1,540)	0	AGRICULTURE, DEPARTMENT OF / NATIONAL INSTITUTE OF FOOD AND AGRICULTURE	University of Arkansas	20124920020125 PASS THRU S166405	PF
TOTAL DEPARTMENT OF AGRICULTURE			6,736,079	637,890				

WIA CLUSTER

OMGR	FY15 WIA Adult - Admin	17,258	(6,678)	0	LABOR, DEPARTMENT OF / EMPLOYMENT AND TRAINING ADMINISTRATION	U.S. Department of Labor	AA-26800-15-55-A-40	FF
OMGR	FY15 WIA Adult - Program	17,258	257	0	LABOR, DEPARTMENT OF / EMPLOYMENT AND TRAINING ADMINISTRATION	U.S. Department of Labor	AA-26800-15-55-A-40	FF
OMGR	FY15 WIA Adult - Eastern	17,258	(26,832)	(26,832)	LABOR, DEPARTMENT OF / EMPLOYMENT AND TRAINING ADMINISTRATION	U.S. Department of Labor	AA-26800-15-55-A-40	FF
OMGR	PY15 WIA Adult - Admin	17,258	(94)	0	LABOR, DEPARTMENT OF / EMPLOYMENT AND TRAINING ADMINISTRATION	U.S. Department of Labor	AA268001555A40-AA26800YQ0	FF
OMGR	PY15 WIA Adult - Program	17,258	81	0	LABOR, DEPARTMENT OF / EMPLOYMENT AND TRAINING ADMINISTRATION	U.S. Department of Labor	AA268001555A40-AA26800YQ0	FF
OMGR	FY16 WIOA Adult-Admin	17,258	53	0	LABOR, DEPARTMENT OF / EMPLOYMENT AND TRAINING ADMINISTRATION	U.S. Department of Labor	AA268001555A40-AA268001E0	FF
OMGR	FY16 WIOA Adult-Northwestern	17,258	(23)	(23)	LABOR, DEPARTMENT OF / EMPLOYMENT AND TRAINING ADMINISTRATION	U.S. Department of Labor	AA268001555A40-AA268001E0	FF
OMGR	Gravley-FY 14 WIOA Adult - Admin	17,258	(2)	0	LABOR, DEPARTMENT OF / EMPLOYMENT AND TRAINING ADMINISTRATION	U.S. Department of Labor	AA241131355A40-AA24113QO0	FF
OMGR	PY16 WIOA Adult - Admin	17,258	21,638	0	LABOR, DEPARTMENT OF / EMPLOYMENT AND TRAINING ADMINISTRATION	U.S. Department of Labor	AA283371655A40-AA283373M0	FF
OMGR	PY16 WIOA Adult - Program	17,258	112,952	0	LABOR, DEPARTMENT OF / EMPLOYMENT AND TRAINING ADMINISTRATION	U.S. Department of Labor	AA283371655A40-AA283373M0	FF
OMGR	FY17 WIOA Adult - Admin	17,258	1,486	0	LABOR, DEPARTMENT OF / EMPLOYMENT AND TRAINING ADMINISTRATION	U.S. Department of Labor	AA283371655A40-AA283375S0	FF
OMGR	FY17 WIOA Adult - Program	17,258	96,388	0	LABOR, DEPARTMENT OF / EMPLOYMENT AND TRAINING ADMINISTRATION	U.S. Department of Labor	AA283371655A40-AA283375S0	FF
OMGR	FY17 WIOA Adult - Central	17,258	5,894	5,894	LABOR, DEPARTMENT OF / EMPLOYMENT AND TRAINING ADMINISTRATION	U.S. Department of Labor	AA283371655A40-AA283375S0	FF
OMGR	FY17 WIOA Adult - Eastern	17,258	4,633	4,633	LABOR, DEPARTMENT OF / EMPLOYMENT AND TRAINING ADMINISTRATION	U.S. Department of Labor	AA283371655A40-AA283375S0	FF
OMGR	FY17 WIOA Adult - Northeast	17,258	1,063	1,063	LABOR, DEPARTMENT OF / EMPLOYMENT AND TRAINING ADMINISTRATION	U.S. Department of Labor	AA283371655A40-AA283375S0	FF
OMGR	FY17 WIOA Adult - Northwestern	17,258	1,913	1,913	LABOR, DEPARTMENT OF / EMPLOYMENT AND TRAINING ADMINISTRATION	U.S. Department of Labor	AA283371655A40-AA283375S0	FF
OMGR	FY17 WIOA Adult - South Central	17,258	1,563	1,563	LABOR, DEPARTMENT OF / EMPLOYMENT AND TRAINING ADMINISTRATION	U.S. Department of Labor	AA283371655A40-AA283375S0	FF
OMGR	FY17 WIOA Adult - Southern	17,258	12,726	12,726	LABOR, DEPARTMENT OF / EMPLOYMENT AND TRAINING ADMINISTRATION	U.S. Department of Labor	AA283371655A40-AA283375S0	FF

OMGR	FY17 WIOA Adult - Tulsa	17,258	2,363	2,363	LABOR, DEPARTMENT OF / EMPLOYMENT AND TRAINING ADMINISTRATION	U.S. Department of Labor	AA283371655A40-AA283375S0	FF
OMGR	FY18 WIOA Adult Admin	17,258	120,785	0	LABOR, DEPARTMENT OF / EMPLOYMENT AND TRAINING ADMINISTRATION	U.S. Department of Labor	AA307381755A40-AA30738AC0	FF
OMGR	FY18 WIOA Adult Program	17,258	167,723	0	LABOR, DEPARTMENT OF / EMPLOYMENT AND TRAINING ADMINISTRATION	U.S. Department of Labor	AA307381755A40-AA30738AC0	FF
OMGR	PY18 WIOA Adult Southern	17,258	300,324	300,324	LABOR, DEPARTMENT OF / EMPLOYMENT AND TRAINING ADMINISTRATION	U.S. Department of Labor	AA-32245-18-55-A-40	FF
OMGR	FY19 WIOA Adult Admin	17,258	613	0	LABOR, DEPARTMENT OF / EMPLOYMENT AND TRAINING ADMINISTRATION	U.S. Department of Labor	AA-32245-18-55-A-40	FF
OMGR	FY19 WIOA Adult Program	17,258	10,761	0	LABOR, DEPARTMENT OF / EMPLOYMENT AND TRAINING ADMINISTRATION	U.S. Department of Labor	AA-32245-18-55-A-40	FF
OMGR	FY19 WIOA Adult Central	17,258	440,792	440,792	LABOR, DEPARTMENT OF / EMPLOYMENT AND TRAINING ADMINISTRATION	U.S. Department of Labor	AA-32245-18-55-A-40	FF
OMGR	FY19 WIOA Adult Eastern	17,258	530,672	530,672	LABOR, DEPARTMENT OF / EMPLOYMENT AND TRAINING ADMINISTRATION	U.S. Department of Labor	AA-32245-18-55-A-40	FF
OMGR	FY19 WIOA Adult Northeast	17,258	187,446	187,446	LABOR, DEPARTMENT OF / EMPLOYMENT AND TRAINING ADMINISTRATION	U.S. Department of Labor	AA-32245-18-55-A-40	FF
OMGR	FY19 WIOA Adult South Central	17,258	497,718	497,718	LABOR, DEPARTMENT OF / EMPLOYMENT AND TRAINING ADMINISTRATION	U.S. Department of Labor	AA-32245-18-55-A-40	FF
OMGR	FY19 WIOA Adult Southern	17,258	1,585,067	1,585,067	LABOR, DEPARTMENT OF / EMPLOYMENT AND TRAINING ADMINISTRATION	U.S. Department of Labor	AA-32245-18-55-A-40	FF
OMGR	FY19 WIOA Adult Tulsa	17,258	348,097	348,097	LABOR, DEPARTMENT OF / EMPLOYMENT AND TRAINING ADMINISTRATION	U.S. Department of Labor	AA-32245-18-55-A-40	FF
OMGR	FY19 WIOA Adult Western	17,258	483,771	483,771	LABOR, DEPARTMENT OF / EMPLOYMENT AND TRAINING ADMINISTRATION	U.S. Department of Labor	AA-32245-18-55-A-40	FF
OMGR	PY19 WIOA Adult Tulsa	17,258	153,853	153,853	LABOR, DEPARTMENT OF / EMPLOYMENT AND TRAINING ADMINISTRATION	U.S. Department of Labor	AA-33250-19-55-A-40	FF
OMGR	PY15 WIOA Youth - Admin	17,259	164,840	0	LABOR, DEPARTMENT OF / EMPLOYMENT AND TRAINING ADMINISTRATION	U.S. Department of Labor	AA-26800-15-55-A-40	FF
OMGR	PY15 WIOA Youth - Program	17,259	(3,404)	0	LABOR, DEPARTMENT OF / EMPLOYMENT AND TRAINING ADMINISTRATION	U.S. Department of Labor	AA-26800-15-55-A-40	FF
OMGR	PY15 WIOA Youth - Northwestern	17,259	(19)	(19)	LABOR, DEPARTMENT OF / EMPLOYMENT AND TRAINING ADMINISTRATION	U.S. Department of Labor	AA-26800-15-55-A-40	FF
OMGR	PY14 WIA Youth - Admin	17,259	(17,971)	0	LABOR, DEPARTMENT OF / EMPLOYMENT AND TRAINING ADMINISTRATION	U.S. Department of Labor	AA253741455A40-AA25374TE0	FF
OMGR	Admin-PY16 WIOA Youth	17,259	23,826	0	LABOR, DEPARTMENT OF / EMPLOYMENT AND TRAINING ADMINISTRATION	U.S. Department of Labor	AA283371655A40-AA283373Q0	FF
OMGR	Prog-PY16 WIOA Youth	17,259	137,300	0	LABOR, DEPARTMENT OF / EMPLOYMENT AND TRAINING ADMINISTRATION	U.S. Department of Labor	AA283371655A40-AA283373Q0	FF
OMGR	Gravley-PY 13 WIOA Youth - Admin	17,259	(821)	0	LABOR, DEPARTMENT OF / EMPLOYMENT AND TRAINING ADMINISTRATION	U.S. Department of Labor	AA241131355A40-AA24113OQ0	FF
OMGR	Gravley-PY14 WIA Youth - Statewide	17,259	9,908	0	LABOR, DEPARTMENT OF / EMPLOYMENT AND TRAINING ADMINISTRATION	U.S. Department of Labor	AA253741455A40-AA25374TE0	FF
OMGR	PY15 WIOA Youth Incentives	17,259	4	0	LABOR, DEPARTMENT OF / EMPLOYMENT AND TRAINING ADMINISTRATION	U.S. Department of Labor	AA-26800-15-55-A-40	FF
OMGR	PY18 WIOA Youth Admin	17,259	159,870	0	LABOR, DEPARTMENT OF / EMPLOYMENT AND TRAINING ADMINISTRATION	U.S. Department of Labor	AA-32245-18-55-A-40	FF
OMGR	PY18 WIOA Youth Program	17,259	1,223	0	LABOR, DEPARTMENT OF / EMPLOYMENT AND TRAINING ADMINISTRATION	U.S. Department of Labor	AA-32245-18-55-A-40	FF
OMGR	PY18 WIOA Youth Central	17,259	195,279	195,279	LABOR, DEPARTMENT OF / EMPLOYMENT AND TRAINING ADMINISTRATION	U.S. Department of Labor	AA-32245-18-55-A-40	FF
OMGR	PY18 WIOA Youth Eastern	17,259	559,820	559,820	LABOR, DEPARTMENT OF / EMPLOYMENT AND TRAINING ADMINISTRATION	U.S. Department of Labor	AA-32245-18-55-A-40	FF
OMGR	PY18 WIOA Youth Northeast	17,259	178,116	178,116	LABOR, DEPARTMENT OF / EMPLOYMENT AND TRAINING ADMINISTRATION	U.S. Department of Labor	AA-32245-18-55-A-40	FF
OMGR	PY18 WIOA Youth South Central	17,259	615,797	615,797	LABOR, DEPARTMENT OF / EMPLOYMENT AND TRAINING ADMINISTRATION	U.S. Department of Labor	AA-32245-18-55-A-40	FF
OMGR	PY18 WIOA Youth Southern	17,259	379,000	379,000	LABOR, DEPARTMENT OF / EMPLOYMENT AND TRAINING ADMINISTRATION	U.S. Department of Labor	AA-32245-18-55-A-40	FF
OMGR	PY18 WIOA Youth Tulsa	17,259	436,302	436,302	LABOR, DEPARTMENT OF / EMPLOYMENT AND TRAINING ADMINISTRATION	U.S. Department of Labor	AA-32245-18-55-A-40	FF
OMGR	PY18 WIOA Youth Western	17,259	180,000	180,000	LABOR, DEPARTMENT OF / EMPLOYMENT AND TRAINING ADMINISTRATION	U.S. Department of Labor	AA-32245-18-55-A-40	FF
OMGR	PY19 WIOA Youth Admin.	17,259	11,107	0	LABOR, DEPARTMENT OF / EMPLOYMENT AND TRAINING ADMINISTRATION	US Department of Labor Employment and Training Admin	AA-33250-19-55-A-40	FF
OMGR	PY19 WIOA Youth Central	17,259	213,745	213,745	LABOR, DEPARTMENT OF / EMPLOYMENT AND TRAINING ADMINISTRATION	US Department of Labor Employment and Training Admin	AA-33250-19-55-A-40	FF
OMGR	PY19 WIOA Youth Southern	17,259	1,038,221	1,038,221	LABOR, DEPARTMENT OF / EMPLOYMENT AND TRAINING ADMINISTRATION	US Department of Labor Employment and Training Admin	AA-33250-19-55-A-40	FF
OMGR	PY19 WIOA Youth Tulsa	17,259	377,996	377,996	LABOR, DEPARTMENT OF / EMPLOYMENT AND TRAINING ADMINISTRATION	US Department of Labor Employment and Training Admin	AA-33250-19-55-A-40	FF
OMGR	PY15 WIA DLW - Admin	17,278	(1,620)	0	LABOR, DEPARTMENT OF / EMPLOYMENT AND TRAINING ADMINISTRATION	U.S. Department of Labor	AA-26800-15-55-A-40	FF
OMGR	PY15 WIA DLW - Program	17,278	(2,593)	0	LABOR, DEPARTMENT OF / EMPLOYMENT AND TRAINING ADMINISTRATION	U.S. Department of Labor	AA-26800-15-55-A-40	FF
OMGR	PY15 WIOA DLW - Rapid Response	17,278	(16,492)	0	LABOR, DEPARTMENT OF / EMPLOYMENT AND TRAINING ADMINISTRATION	U.S. Department of Labor	AA-26800-15-55-A-40	FF
OMGR	FY15 WIA DLW - Admin	17,278	3,204	0	LABOR, DEPARTMENT OF / EMPLOYMENT AND TRAINING ADMINISTRATION	U.S. Department of Labor	AA253741455A40-AA25374VIO	FF
OMGR	FY15 WIA DLW - Rapid Response	17,278	11,956	0	LABOR, DEPARTMENT OF / EMPLOYMENT AND TRAINING ADMINISTRATION	U.S. Department of Labor	AA253741455A40-AA25374VIO	FF
OMGR	PY14 WIA Adult - Admin	17,278	141	0	LABOR, DEPARTMENT OF / EMPLOYMENT AND TRAINING ADMINISTRATION	U.S. Department of Labor	AA253741455A40	FF
OMGR	PY13 WIA DLW - Admin	17,278	(138)	0	LABOR, DEPARTMENT OF / EMPLOYMENT AND TRAINING ADMINISTRATION	U.S. Department of Labor	AA241131355A40-AA24113O00	FF
OMGR	PY14 WIOA DLW-Admin	17,278	(1,744)	0	LABOR, DEPARTMENT OF / EMPLOYMENT AND TRAINING ADMINISTRATION	U.S. Department of Labor	AA253741455A40	FF
OMGR	PY14 WIOA DLW-Rapid Response	17,278	(18)	0	LABOR, DEPARTMENT OF / EMPLOYMENT AND TRAINING ADMINISTRATION	U.S. Department of Labor	AA253741455A40	FF
OMGR	FY16 WIOA DLW-Admin	17,278	(48,746)	0	LABOR, DEPARTMENT OF / EMPLOYMENT AND TRAINING ADMINISTRATION	U.S. Department of Labor	AA268001555A40-AA268001G0	FF
OMGR	FY16 WIOA DLW-Rapid Response	17,278	(31,244)	0	LABOR, DEPARTMENT OF / EMPLOYMENT AND TRAINING ADMINISTRATION	U.S. Department of Labor	AA268001555A40-AA268001G0	FF
OMGR	PY16 WIOA DLW - Program	17,278	627	0	LABOR, DEPARTMENT OF / EMPLOYMENT AND TRAINING ADMINISTRATION	U.S. Department of Labor	AA283371655A40-AA283373O0	FF
OMGR	PY16 WIOA DLW - Program	17,278	19,515	0	LABOR, DEPARTMENT OF / EMPLOYMENT AND TRAINING ADMINISTRATION	U.S. Department of Labor	AA283371655A40-AA283373O0	FF
OMGR	PY16 WIOA DLW - Rapid Response	17,278	2,545	0	LABOR, DEPARTMENT OF / EMPLOYMENT AND TRAINING ADMINISTRATION	U.S. Department of Labor	AA283371655A40-AA283373O0	FF
OMGR	Gravley-PY14 WIA DLW Program	17,278	(706)	0	LABOR, DEPARTMENT OF / EMPLOYMENT AND TRAINING ADMINISTRATION	U.S. Department of Labor	AA253741455A40	FF
OMGR	FY17 WIOA DLW - Admin	17,278	15,461	0	LABOR, DEPARTMENT OF / EMPLOYMENT AND TRAINING ADMINISTRATION	U.S. Department of Labor	AA283371655A40-AA283375U0	FF
OMGR	FY17 WIOA DLW - Program	17,278	168,307	0	LABOR, DEPARTMENT OF / EMPLOYMENT AND TRAINING ADMINISTRATION	U.S. Department of Labor	AA283371655A40-AA283375U0	FF
OMGR	FY17 WIOA DLW - Rapid Response	17,278	(199,601)	0	LABOR, DEPARTMENT OF / EMPLOYMENT AND TRAINING ADMINISTRATION	U.S. Department of Labor	AA283371655A40-AA283375U0	FF
OMGR	FY17 WIOA DLW - Central	17,278	111,592	111,592	LABOR, DEPARTMENT OF / EMPLOYMENT AND TRAINING ADMINISTRATION	U.S. Department of Labor	AA283371655A40-AA283375U0	FF
OMGR	FY17 WIOA DLW - Eastern	17,278	80,182	80,182	LABOR, DEPARTMENT OF / EMPLOYMENT AND TRAINING ADMINISTRATION	U.S. Department of Labor	AA283371655A40-AA283375U0	FF
OMGR	FY17 WIOA DLW - Northeast	17,278	29,364	29,364	LABOR, DEPARTMENT OF / EMPLOYMENT AND TRAINING ADMINISTRATION	U.S. Department of Labor	AA283371655A40-AA283375U0	FF
OMGR	FY17 WIOA DLW - Northwestern	17,278	(25)	(25)	LABOR, DEPARTMENT OF / EMPLOYMENT AND TRAINING ADMINISTRATION	U.S. Department of Labor	AA283371655A40-AA283375U0	FF
OMGR	FY17 WIOA DLW - South Central	17,278	37,238	37,238	LABOR, DEPARTMENT OF / EMPLOYMENT AND TRAINING ADMINISTRATION	U.S. Department of Labor	AA283371655A40-AA283375U0	FF
OMGR	FY17 WIOA DLW - Tulsa	17,278	14,321	14,321	LABOR, DEPARTMENT OF / EMPLOYMENT AND TRAINING ADMINISTRATION	U.S. Department of Labor	AA283371655A40-AA283375U0	FF
OMGR	Gravley-PY17 WIOA Youth Admin	17,278	(56,365)	0	LABOR, DEPARTMENT OF / EMPLOYMENT AND TRAINING ADMINISTRATION	U.S. Department of Labor	AA307381755A40-AA307387Z0	FF
OMGR	Gravley-PY17 WIOA Program	17,278	296,271	0	LABOR, DEPARTMENT OF / EMPLOYMENT AND TRAINING ADMINISTRATION	U.S. Department of Labor	AA307381755A40-AA307387Z0	FF
OMGR	Gravley-PY17 WIOA Youth Central	17,278	8,185	8,185	LABOR, DEPARTMENT OF / EMPLOYMENT AND TRAINING ADMINISTRATION	U.S. Department of Labor	AA307381755A40-AA307387Z0	FF
OMGR	Gravley-PY17 WIOA Youth Eastern	17,278	6,084	6,084	LABOR, DEPARTMENT OF / EMPLOYMENT AND TRAINING ADMINISTRATION	U.S. Department of Labor	AA307381755A40-AA307387Z0	FF
OMGR	Gravley-PY17 WIOA Youth Northeast	17,278	1,453	1,453	LABOR, DEPARTMENT OF / EMPLOYMENT AND TRAINING ADMINISTRATION	U.S. Department of Labor	AA307381755A40-AA307387Z0	FF
OMGR	Gravley-PY17 WIOA Youth Western	17,278	132,873	132,873	LABOR, DEPARTMENT OF / EMPLOYMENT AND TRAINING ADMINISTRATION	U.S. Department of Labor	AA307381755A40-AA307387Z0	FF
OMGR	Gravley-PY17 WIOA Youth South Cent	17,278	4,656	4,656	LABOR, DEPARTMENT OF / EMPLOYMENT AND TRAINING ADMINISTRATION	U.S. Department of Labor	AA307381755A40-AA307387Z0	FF

OMGR	Gravley-PY17 WIOA Youth Southern	17,278	11,453	11,453	LABOR, DEPARTMENT OF / EMPLOYMENT AND TRAINING ADMINISTRATION	U.S. Department of Labor	AA307381755A40-AA307387Z0	FF
OMGR	Gravley-PY17 WIOA Youth Tulsa	17,278	68,003	68,003	LABOR, DEPARTMENT OF / EMPLOYMENT AND TRAINING ADMINISTRATION	U.S. Department of Labor	AA307381755A40-AA307387Z0	FF
OMGR	PY17 WIOA DLW - Admin	17,278	20,573	0	LABOR, DEPARTMENT OF / EMPLOYMENT AND TRAINING ADMINISTRATION	U.S. Department of Labor	AA307381755A40-AA307388Q0	FF
OMGR	PY17 WIOA DLW - Program	17,278	48,478	0	LABOR, DEPARTMENT OF / EMPLOYMENT AND TRAINING ADMINISTRATION	U.S. Department of Labor	AA307381755A40-AA307388Q0	FF
OMGR	PY17 WIOA DLW - Rapid Response	17,278	8,898	0	LABOR, DEPARTMENT OF / EMPLOYMENT AND TRAINING ADMINISTRATION	U.S. Department of Labor	AA307381755A40-AA307388Q0	FF
OMGR	PY17 WIOA DLW - Central	17,278	1,660	1,660	LABOR, DEPARTMENT OF / EMPLOYMENT AND TRAINING ADMINISTRATION	U.S. Department of Labor	AA307381755A40-AA307388Q0	FF
OMGR	PY17 WIOA DLW - Eastern	17,278	498	498	LABOR, DEPARTMENT OF / EMPLOYMENT AND TRAINING ADMINISTRATION	U.S. Department of Labor	AA307381755A40-AA307388Q0	FF
OMGR	PY17 WIOA DLW - Northeast	17,278	447	447	LABOR, DEPARTMENT OF / EMPLOYMENT AND TRAINING ADMINISTRATION	U.S. Department of Labor	AA307381755A40-AA307388Q0	FF
OMGR	PY17 WIOA DLW - Western	17,278	48,028	48,028	LABOR, DEPARTMENT OF / EMPLOYMENT AND TRAINING ADMINISTRATION	U.S. Department of Labor	AA307381755A40-AA307388Q0	FF
OMGR	PY17 WIOA DLW - South Central	17,278	497	497	LABOR, DEPARTMENT OF / EMPLOYMENT AND TRAINING ADMINISTRATION	U.S. Department of Labor	AA307381755A40-AA307388Q0	FF
OMGR	PY17 WIOA DLW - Southern	17,278	667	667	LABOR, DEPARTMENT OF / EMPLOYMENT AND TRAINING ADMINISTRATION	U.S. Department of Labor	AA307381755A40-AA307388Q0	FF
OMGR	PY17 WIOA DLW - Tulsa	17,278	1,175	1,175	LABOR, DEPARTMENT OF / EMPLOYMENT AND TRAINING ADMINISTRATION	U.S. Department of Labor	AA307381755A40-AA307388Q0	FF
OMGR	PY17 WIOA Adult - Admin	17,278	67	0	LABOR, DEPARTMENT OF / EMPLOYMENT AND TRAINING ADMINISTRATION	U.S. Department of Labor	AA307381755A40-AA307388K0	FF
OMGR	PY17 WIOA Adult - Program	17,278	50,272	0	LABOR, DEPARTMENT OF / EMPLOYMENT AND TRAINING ADMINISTRATION	U.S. Department of Labor	AA307381755A40-AA307388K0	FF
OMGR	PY17 WIOA Adult - Central	17,278	948	948	LABOR, DEPARTMENT OF / EMPLOYMENT AND TRAINING ADMINISTRATION	U.S. Department of Labor	AA307381755A40-AA307388K0	FF
OMGR	PY17 WIOA Adult - Eastern	17,278	759	759	LABOR, DEPARTMENT OF / EMPLOYMENT AND TRAINING ADMINISTRATION	U.S. Department of Labor	AA307381755A40-AA307388K0	FF
OMGR	PY17 WIOA Adult - Northeast	17,278	178	178	LABOR, DEPARTMENT OF / EMPLOYMENT AND TRAINING ADMINISTRATION	U.S. Department of Labor	AA307381755A40-AA307388K0	FF
OMGR	PY17 WIOA Adult - Western	17,278	445	445	LABOR, DEPARTMENT OF / EMPLOYMENT AND TRAINING ADMINISTRATION	U.S. Department of Labor	AA307381755A40-AA307388K0	FF
OMGR	PY17 WIOA Adult - South Central	17,278	577	577	LABOR, DEPARTMENT OF / EMPLOYMENT AND TRAINING ADMINISTRATION	U.S. Department of Labor	AA307381755A40-AA307388K0	FF
OMGR	PY17 WIOA Adult - Southern	17,278	1,417	1,417	LABOR, DEPARTMENT OF / EMPLOYMENT AND TRAINING ADMINISTRATION	U.S. Department of Labor	AA307381755A40-AA307388K0	FF
OMGR	PY17 WIOA Adult - Tulsa	17,278	479	479	LABOR, DEPARTMENT OF / EMPLOYMENT AND TRAINING ADMINISTRATION	U.S. Department of Labor	AA307381755A40-AA307388K0	FF
OMGR	FY18 WIOA DLW Admin	17,278	7,929	0	LABOR, DEPARTMENT OF / EMPLOYMENT AND TRAINING ADMINISTRATION	U.S. Department of Labor	AA307381755A40-AA30738AE0	FF
OMGR	FY18 WIOA DLW Offset	17,278	12,300	0	LABOR, DEPARTMENT OF / EMPLOYMENT AND TRAINING ADMINISTRATION	U.S. Department of Labor	AA307381755A40-AA30738AE0	FF
OMGR	FY18 WIOA DLW Program	17,278	104,735	0	LABOR, DEPARTMENT OF / EMPLOYMENT AND TRAINING ADMINISTRATION	U.S. Department of Labor	AA307381755A40-AA30738AE0	FF
OMGR	FY18 WIOA DLW Rapid Response	17,278	347,835	0	LABOR, DEPARTMENT OF / EMPLOYMENT AND TRAINING ADMINISTRATION	U.S. Department of Labor	AA307381755A40-AA30738AE0	FF
OMGR	FY18 WIOA DLW Central Subaward	17,278	143,491	143,491	LABOR, DEPARTMENT OF / EMPLOYMENT AND TRAINING ADMINISTRATION	U.S. Department of Labor	AA307381755A40-AA30738AE0	FF
OMGR	FY18 WIOA DLW Eastern Subaward	17,278	43,027	43,027	LABOR, DEPARTMENT OF / EMPLOYMENT AND TRAINING ADMINISTRATION	U.S. Department of Labor	AA307381755A40-AA30738AE0	FF
OMGR	FY18 WIOA DLW Northeast Subaward	17,278	38,606	38,606	LABOR, DEPARTMENT OF / EMPLOYMENT AND TRAINING ADMINISTRATION	U.S. Department of Labor	AA307381755A40-AA30738AE0	FF
OMGR	FY18 WIOA DLW South Central Sub	17,278	42,939	42,939	LABOR, DEPARTMENT OF / EMPLOYMENT AND TRAINING ADMINISTRATION	U.S. Department of Labor	AA307381755A40-AA30738AE0	FF
OMGR	FY18 WIOA DLW Tulsa Subaward	17,278	198,884	198,884	LABOR, DEPARTMENT OF / EMPLOYMENT AND TRAINING ADMINISTRATION	U.S. Department of Labor	AA307381755A40-AA30738AE0	FF
OMGR	FY18 WIOA DLW Western Subaward	17,278	169,207	169,207	LABOR, DEPARTMENT OF / EMPLOYMENT AND TRAINING ADMINISTRATION	U.S. Department of Labor	AA307381755A40-AA30738AE0	FF
OMGR	PY18 WIOA DLW Program	17,278	4,076	0	LABOR, DEPARTMENT OF / EMPLOYMENT AND TRAINING ADMINISTRATION	U.S. Department of Labor	AA-32245-18-55-A-40	FF
OMGR	PY18 WIOA DLW South Central	17,278	20,000	20,000	LABOR, DEPARTMENT OF / EMPLOYMENT AND TRAINING ADMINISTRATION	U.S. Department of Labor	AA-32245-18-55-A-40	FF
OMGR	PY18 WIOA DLW Southern	17,278	132,626	132,626	LABOR, DEPARTMENT OF / EMPLOYMENT AND TRAINING ADMINISTRATION	U.S. Department of Labor	AA-32245-18-55-A-40	FF
OMGR	PY18 WIOA DLW Western	17,278	130,794	130,794	LABOR, DEPARTMENT OF / EMPLOYMENT AND TRAINING ADMINISTRATION	U.S. Department of Labor	AA-32245-18-55-A-40	FF
OMGR	FY19 WIOA DLW Admin	17,278	1,129	0	LABOR, DEPARTMENT OF / EMPLOYMENT AND TRAINING ADMINISTRATION	U.S. Department of Labor	AA-32245-18-55-A-40	FF
OMGR	FY19WIOA DLW Program	17,278	19,036	0	LABOR, DEPARTMENT OF / EMPLOYMENT AND TRAINING ADMINISTRATION	U.S. Department of Labor	AA-32245-18-55-A-40	FF
OMGR	FY19 WIOA DLW Rapid Response	17,278	86,899	0	LABOR, DEPARTMENT OF / EMPLOYMENT AND TRAINING ADMINISTRATION	U.S. Department of Labor	AA-32245-18-55-A-40	FF
OMGR	FY19 WIOA DLW Central	17,278	4,964	4,964	LABOR, DEPARTMENT OF / EMPLOYMENT AND TRAINING ADMINISTRATION	U.S. Department of Labor	AA-32245-18-55-A-40	FF
OMGR	FY19 WIOA DLW Eastern	17,278	162,895	162,895	LABOR, DEPARTMENT OF / EMPLOYMENT AND TRAINING ADMINISTRATION	U.S. Department of Labor	AA-32245-18-55-A-40	FF
OMGR	FY19 WIOA DLW Northeast	17,278	147,438	147,438	LABOR, DEPARTMENT OF / EMPLOYMENT AND TRAINING ADMINISTRATION	U.S. Department of Labor	AA-32245-18-55-A-40	FF
OMGR	FY19 WIOA DLW South Central	17,278	210,367	210,367	LABOR, DEPARTMENT OF / EMPLOYMENT AND TRAINING ADMINISTRATION	U.S. Department of Labor	AA-32245-18-55-A-40	FF
OMGR	FY19 WIOA DLW Southern	17,278	161,000	161,000	LABOR, DEPARTMENT OF / EMPLOYMENT AND TRAINING ADMINISTRATION	U.S. Department of Labor	AA-32245-18-55-A-40	FF
OMGR	FY19 WIOA DLW Tulsa	17,278	221,597	221,597	LABOR, DEPARTMENT OF / EMPLOYMENT AND TRAINING ADMINISTRATION	U.S. Department of Labor	AA-32245-18-55-A-40	FF
OMGR	FY19 WIOA DLW Western	17,278	609,915	609,915	LABOR, DEPARTMENT OF / EMPLOYMENT AND TRAINING ADMINISTRATION	U.S. Department of Labor	AA-32245-18-55-A-40	FF
OMGR	PY19 WIOA DLW Tulsa	17,278	116,629	116,629	LABOR, DEPARTMENT OF / EMPLOYMENT AND TRAINING ADMINISTRATION	U.S. Department of Labor	AA-33250-19-55-A-40	FF
TOTAL WIA CLUSTER			13,705,662	11,822,830				
NATIONAL AERONAUTICS AND SPACE ADMINISTRATION								
OMGR	Arena-NASA Oklahoma Space Grant	43,008	312,530	0	NATIONAL AERONAUTICS AND SPACE ADMINISTRATION	University of Oklahoma	NNX15AK02H PASS THRU 2016-66	SF
OMGR	NASA OE - On Campus	43,008	268,742	0	National Aeronautics and Space Administration	National Aeronautics and Space Administration	80NSSC17M0021	FF
OMGR	NASA OE - Off Campus	43,008	4,508,098	155,161	National Aeronautics and Space Administration	National Aeronautics and Space Administration	80NSSC17M0021	FF
OMGR	NASA OE - Participant	43,008	1,127,876	0	National Aeronautics and Space Administration	National Aeronautics and Space Administration	80NSSC17M0021	FF
OMGR	NASA HUNCH - On Campus	43,008	178,855	0	National Aeronautics and Space Administration	National Aeronautics and Space Administration	80NSSC17M0022	FF
OMGR	NASA HUNCH - Off Campus	43,008	2,519,314	179,258	National Aeronautics and Space Administration	National Aeronautics and Space Administration	80NSSC17M0022	FF
OMGR	NASA HUNCH - Participant	43,008	362,153	0	National Aeronautics and Space Administration	National Aeronautics and Space Administration	80NSSC17M0022	FF
OMGR	NASA Special Projects - Off Campus	43,008	29,938	0	National Aeronautics and Space Administration	National Aeronautics and Space Administration	80NSSC17M0023	FF
OMGR	NASA Special Projects - Participant	43,008	(569)	0	National Aeronautics and Space Administration	National Aeronautics and Space Administration	80NSSC17M0023	FF
OMGR	Nasa-Ses-Off Campus	43,008	(5,027)	0	NATIONAL AERONAUTICS AND SPACE ADMINISTRATION	Texas A&M University	NNX12AL64A PASS THRU S120059	PF
OMGR	Nasa-Sea Subrecipien	43,008	(2,983)	0	NATIONAL AERONAUTICS AND SPACE ADMINISTRATION	Texas A&M University	NNX12AL64A PASS THRU S120059	PF
OMGR	NASA Intergovernmental Personnel Assignment (IPA)-R. Ch	43,008	53,004	0	National Aeronautics and Space Administration	National Aeronautics and Space Administration	PO>NNL20OB10P	FF
OMGR	NASA IPA - Dixon	43,008	110,046	0	National Aeronautics and Space Administration	National Aeronautics and Space Administration	NNJ15ZA14P	FF
TOTAL NATIONAL AERONAUTICS AND SPACE ADMINISTRATION			9,461,977	334,419				
DEPARTMENT OF EDUCATION								
OMGR	COVID-19 CARES Act Institutional	84,425	7,895,709	0	EDUCATION, DEPARTMENT OF	U.S. Department of Education	P425F201464	FF
OMGR	COVID-19 CARES Act-Student	84,425	8,380,850	0	EDUCATION, DEPARTMENT OF	U.S. Department of Education	P425E203181	FF

OMGR	COVID-19 CARES Act Institutional	84.425	342,969	0	EDUCATION, DEPARTMENT OF	U.S. Department of Education	P425F201283	FF
OMGR	COVID-19 CARES Act-Student	84.425	802,700	0	EDUCATION, DEPARTMENT OF	U.S. Department of Education	P425E202624	FF
OMGR	COVID-19 CARES Act Institutional	84.425	142,722	0	EDUCATION, DEPARTMENT OF	U.S. Department of Education	P425F201361	FF
OMGR	COVID-19 CARES Act-Student	84.425	1,149,855	0	EDUCATION, DEPARTMENT OF	U.S. Department of Education	P425E202408	FF
OMGR	COVID-19 CARES Act Institutional	84.425	141,534	0	EDUCATION, DEPARTMENT OF	U.S. Department of Education	P425F202152	FF
OMGR	COVID-19 CARES Act-Student	84.425	72,067	0	EDUCATION, DEPARTMENT OF	U.S. Department of Education	P425E202054	FF
TOTAL DEPARTMENT OF EDUCATION			18,928,406	0				
DEPARTMENT OF HEALTH AND HUMAN SERVICES								
OTHR	COVID-19 Small Rural Hospital Improvement Grant	93.301	4,709,948	4,709,948	HEALTH AND HUMAN SERVICES, DEPARTMENT OF / HEALTH RESOURCES AND SERVICES ADMINISTRATIK	Health Resources and Services Administration	H3JRH37411	FF
OTHR	Small Rural Hospital Improvement Grant	93.301	640,758	640,758	HEALTH AND HUMAN SERVICES, DEPARTMENT OF / HEALTH RESOURCES AND SERVICES ADMINISTRATIK	Health Resources and Services Administration	H3HRH00039	FF
TOTAL DEPARTMENT OF HEALTH AND HUMAN SERVICES			5,350,706	5,350,706				
TOTAL OTHER TYPE A PROGRAMS			54,182,830	18,145,845				
TYPE B PROGRAMS/ASSISTANCE								
DEPARTMENT OF AGRICULTURE CLUSTERS								
SNAP CLUSTER								
OTHC	Chickasaw Nation Eagle Adventure SN	10.561	28,918	0	AGRICULTURE, DEPARTMENT OF / FOOD AND NUTRITION SERVICE	Chickasaw Nation	201919Q390346 PASS THRU CHICKASAW NATION EAGLE ADVENTU	PF
OTHC	Oklahoma Nutrition Education	10.561	716,681	0	AGRICULTURE, DEPARTMENT OF / FOOD AND NUTRITION SERVICE	Oklahoma Department of Human Services	201919Q390346 PASS THRU PO19006757	SF
OTHC	FY20 OK Nutrition Education	10.561	1,315,898	0	AGRICULTURE, DEPARTMENT OF / FOOD AND NUTRITION SERVICE	Oklahoma Department of Human Services	201919Q39046 PASS THRU PO0506757	SF
OTHC	Chickasaw Nation Eagle Adventure SN	10.561	13,257	0	AGRICULTURE, DEPARTMENT OF / FOOD AND NUTRITION SERVICE	Chickasaw Nation	201919Q390346 PASS THRU CHICKASAW NATION EAGLE ADVENTU	PF
TOTAL SNAP CLUSTER			2,074,754	0				
CHILD NUTRITION CLUSTER								
OTHC	Operating-CACFP 2019-2020 Child & A	10.555	10,537	0	AGRICULTURE, DEPARTMENT OF / FOOD AND NUTRITION SERVICE	OK State Department of Education	196OK329N1099 PASS THRU DC-56-010	SF
TOTAL CHILD NUTRITION CLUSTER			10,537	0				
FOREIGN FOOD AID DONATION CLUSTER								
OTHC	Opit-Amplifies Ghana: Assisting Man	10.606	1,458	190	AGRICULTURE, DEPARTMENT OF / FOREIGN AGRICULTURAL SERVICE	Kansas State University	FCC641201501600 PASS THRU S17039	PF
TOTAL FOREIGN FOOD AID CLUSTER			1,458	190				
TOTAL DEPARTMENT OF AGRICULTURE CLUSTERS			2,086,749	190				
ECONOMIC DEVELOPMENT CLUSTER								
OTHC	Pawnee Comprehensive Economic Devel	11.300	1,481	0	COMMERCE, DEPARTMENT OF / ECONOMIC DEVELOPMENT ADMINISTRATION	Pawnee Nation of Oklahoma	ED18AUS3030026 PASS THRU PROGRAM 3405-EDA	PF
OTHC	Welding Remediation Program	11.307	24,082	0	COMMERCE, DEPARTMENT OF / ECONOMIC DEVELOPMENT ADMINISTRATION	US Department of Commerce Economic Development Ad	08-79-05305 URI: 112830	FF
OTHC	Welding Remediation Program	11.307	24,704	0	COMMERCE, DEPARTMENT OF / ECONOMIC DEVELOPMENT ADMINISTRATION	US Department of Commerce Economic Development Ad	08-79-05305 URI: 112830	FF
TOTAL ECONOMIC DEVELOPMENT CLUSTER			50,267	0				
FISH AND WILDLIFE CLUSTER								
OTHC	Determing Factors Associated with P	15.605	914	0	INTERIOR, DEPARTMENT OF THE / U.S. FISH AND WILDLIFE SERVICE	Oklahoma Department of Wildlife Conservation	F18AF00660 PASS THRU FACTORS ASSOCIATED WITH PADDLE	SF
OTHC	Determing Factors Associated with P	15.605	34,187	0	INTERIOR, DEPARTMENT OF THE / U.S. FISH AND WILDLIFE SERVICE	Oklahoma Department of Wildlife Conservation	F18AF00660 (F-107-R-1) PASS THRU PO3209007428	SF
OTHC	Assessing Wild Juvenile Trout Ecolo	15.605	(1,358)	0	INTERIOR, DEPARTMENT OF THE / U.S. FISH AND WILDLIFE SERVICE	Oklahoma Department of Wildlife Conservation	F16AF00236 PASS THRU F16AF00236(F95R1)	SF
OTHC	AG15RS097-Brewer-Smallmouth Bass	15.605	(396)	0	INTERIOR, DEPARTMENT OF THE / U.S. FISH AND WILDLIFE SERVICE	Oklahoma Department of Wildlife Conservation	F15AF00102 (F-93-R) PASS THRU PO 3209005987	SF
OTHC	Determing Factors Associated with P	15.605	824	0	INTERIOR, DEPARTMENT OF THE / U.S. FISH AND WILDLIFE SERVICE	Oklahoma Department of Wildlife Conservation	F18AF00660 PASS THRU F18AF00660 (F-107-R-1)	SF
OTHC	Striped Bass Exploitation in Tailwat	15.605	(4,790)	0	INTERIOR, DEPARTMENT OF THE / U.S. FISH AND WILDLIFE SERVICE	Oklahoma Department of Wildlife Conservation	F18AF00898 PASS THRU F18AF00898 (F-108-R-1)	SF
OTHC	Effects of Sucker Giggling on Fish P	15.605	2,265	0	INTERIOR, DEPARTMENT OF THE / U.S. FISH AND WILDLIFE SERVICE	Oklahoma Department of Wildlife Conservation	F18AF00019 (F-100-R-1) PASS THRU PO 3209007078	SF
OTHC	Economic Value and Regional Impacts	15.605	(147)	(147)	INTERIOR, DEPARTMENT OF THE / U.S. FISH AND WILDLIFE SERVICE	Oklahoma Department of Wildlife Conservation	F18AF00045 (F-101-R-1) PASS THRU PO 3209007079	SF
OTHC	Black Bass Angler Harvest and Opini	15.605	6,417	0	INTERIOR, DEPARTMENT OF THE / U.S. FISH AND WILDLIFE SERVICE	Oklahoma Department of Wildlife Conservation	F18AF00659 PASS THRU F18AF00659 (F-106-R-1)	SF
OTHC	Economic Value and Regional Impacts	15.605	31,568	17,009	INTERIOR, DEPARTMENT OF THE / U.S. FISH AND WILDLIFE SERVICE	Oklahoma Department of Wildlife Conservation	F18AF00045 (F-101-R-1) PASS THRU PO3209007079	SF
OTHC	Effects of Sucker Giggling on Fish P	15.605	50,095	0	INTERIOR, DEPARTMENT OF THE / U.S. FISH AND WILDLIFE SERVICE	Oklahoma Department of Wildlife Conservation	F18AF00019 (F-100-R-1) PASS THRU PO3209007078	SF
OTHC	Black Bass Angler Harvest and Opini	15.605	90,394	0	INTERIOR, DEPARTMENT OF THE / U.S. FISH AND WILDLIFE SERVICE	Oklahoma Department of Wildlife Conservation	F18AF00659 (F-106-R-1) PASS THRU PO3209007426	SF
OTHC	Determing Factors Associated with P	15.605	25,944	0	INTERIOR, DEPARTMENT OF THE / U.S. FISH AND WILDLIFE SERVICE	Oklahoma Department of Wildlife Conservation	F18AF00660 (F-107-R-1) PASS THRU PO3209007428	SF
OTHC	Striped Bass Exploitation in Tailwat	15.605	59,941	0	INTERIOR, DEPARTMENT OF THE / U.S. FISH AND WILDLIFE SERVICE	Oklahoma Department of Wildlife Conservation	F18AF00898 (F-108-R-1) PASS THRU PO3209007427	SF
OTHC	Striped Bass Exploitation in Tailwat	15.605	114	0	INTERIOR, DEPARTMENT OF THE / U.S. FISH AND WILDLIFE SERVICE	Oklahoma Department of Wildlife Conservation	F18AF00898 (F-108-R-1) PASS THRU PO3209007427	SF
OTHC	Quail Ecology and Management II	15.611	749	0	INTERIOR, DEPARTMENT OF THE / U.S. FISH AND WILDLIFE SERVICE	Oklahoma Department of Wildlife Conservation	F18AF00100 PASS THRU PO3209007120	SF
OTHC	Quail Ecology and Management II	15.611	56,634	0	INTERIOR, DEPARTMENT OF THE / U.S. FISH AND WILDLIFE SERVICE	Oklahoma Department of Wildlife Conservation	F18AF00100 (W-195-R-1) PASS THRU PO3209007120	SF
OTHC	New Shooting Range	15.611	17,010	0	INTERIOR, DEPARTMENT OF THE / U.S. FISH AND WILDLIFE SERVICE	Oklahoma Department of Wildlife Conservation	F16AF01195 W185P1 PASS THRU PO3209006855	SF
OTHC	AG15RS228-Elmore-In Support of Ongo	15.611	(853)	0	INTERIOR, DEPARTMENT OF THE / U.S. FISH AND WILDLIFE SERVICE	Oklahoma Department of Wildlife Conservation	F15AF00615 PASS THRU W178R1	SF
OTHC	Thermal Ecology and Impacts of Frag	15.611	(1,574)	0	INTERIOR, DEPARTMENT OF THE / U.S. FISH AND WILDLIFE SERVICE	Oklahoma Department of Wildlife Conservation	F15AF00618 (W179R1) PASS THRU PO 3209006179	SF
OTHC	AG15RS151-Melstrom-Economic Impact	15.611	(1,131)	0	INTERIOR, DEPARTMENT OF THE / U.S. FISH AND WILDLIFE SERVICE	Oklahoma Department of Wildlife Conservation	F15AF01178 PASS THRU F15AF01178(W-182-R-1)	SF
OTHC	Fairbanks-Human Dimensions ans Soci	15.611	1	0	INTERIOR, DEPARTMENT OF THE / U.S. FISH AND WILDLIFE SERVICE	Oklahoma Department of Wildlife Conservation	F17AF00264 (W-187-R-1) PASS THRU PO 3209006807	SF
OTHC	In Support of Greater Prairie-Chick	15.611	2,933	0	INTERIOR, DEPARTMENT OF THE / U.S. FISH AND WILDLIFE SERVICE	Oklahoma Department of Wildlife Conservation	F17AF01259 (W-178-R-2) PASS THRU PO 3209007084	SF
OTHC	Human Dimension & Social Carrying C	15.611	232	0	INTERIOR, DEPARTMENT OF THE / U.S. FISH AND WILDLIFE SERVICE	Oklahoma Department of Wildlife Conservation	F17AF00264 (W-187-R-1) PASS THRU PO3209006807	SF

OTHC	Status & Trends in Bobcat Populatio	15.611	(8,811)	0	INTERIOR, DEPARTMENT OF THE / U.S. FISH AND WILDLIFE SERVICE	Oklahoma Department of Wildlife Conservation	F17AF01257 (W-191-R-1) PASS THRU PO3209007085	SF
OTHC	In Support of Greater Prairie-Chick	15.611	9,017	0	INTERIOR, DEPARTMENT OF THE / U.S. FISH AND WILDLIFE SERVICE	Oklahoma Department of Wildlife Conservation	F17AF01259 (W-178-R-2) PASS THRU PO3209007084	SF
OTHC	Quail Ecology and Management II	15.611	4,870	0	INTERIOR, DEPARTMENT OF THE / U.S. FISH AND WILDLIFE SERVICE	Oklahoma Department of Wildlife Conservation	F18AF00110 (W-195-R-1) PASS THRU 3209007120	SF
OTHC	Human dimensions and social carryin	15.611	9,957	0	INTERIOR, DEPARTMENT OF THE / U.S. FISH AND WILDLIFE SERVICE	Oklahoma Department of Wildlife Conservation	F17AF00264 (W-187-R-1) PASS THRU PO3209006807	SF
OTHC	Status and Trends in Bobcat Populat	15.611	94,314	0	INTERIOR, DEPARTMENT OF THE / U.S. FISH AND WILDLIFE SERVICE	Oklahoma Department of Wildlife Conservation	F17AF01257 (W-191-R-1) PASS THRU PO 3209007085	SF
OTHC	In Support of Greater Prairie-Chick	15.611	22,838	0	INTERIOR, DEPARTMENT OF THE / U.S. FISH AND WILDLIFE SERVICE	Oklahoma Department of Wildlife Conservation	F17AF01259 (W-178-R-2) PASS THRU PO3209007084	SF
OTHC	Quail Ecology and Management	15.611	405,930	0	INTERIOR, DEPARTMENT OF THE / U.S. FISH AND WILDLIFE SERVICE	Oklahoma Department of Wildlife Conservation	F18AF00100 (W-195-R-1) PASS THRU PO 3209007120	SF
OTHC	Spatial Ecology and Expansion of RE	15.611	232,592	0	INTERIOR, DEPARTMENT OF THE / U.S. FISH AND WILDLIFE SERVICE	Oklahoma Department of Wildlife Conservation	F18AF00311 (W-199-R-1) PASS THRU PO3209007287	SF
OTHC	Occupancy Model and Vegetation Anal	15.611	16,989	0	INTERIOR, DEPARTMENT OF THE / U.S. FISH AND WILDLIFE SERVICE	Kansas Department of Wildlife, Parks, and Tourism	F19AF00730 PASS THRU W-121-R-1	PF
OTHC	Response of Nonbreeding Scaled Quail	15.611	17,399	0	INTERIOR, DEPARTMENT OF THE / U.S. FISH AND WILDLIFE SERVICE	Kansas Department of Wildlife, Parks, and Tourism	F19AF00656 PASS THRU W-120-R-1	PF
OTHC	Spatial Ecology and Expansion of Re	15.611	22,502	0	INTERIOR, DEPARTMENT OF THE / U.S. FISH AND WILDLIFE SERVICE	Oklahoma Department of Wildlife Conservation	F18AF00311 (W-199-R-1) PASS THRU PO#3209007287	SF
OTHC	Visitors' Characteristics and Econo	15.611	126	0	INTERIOR, DEPARTMENT OF THE / U.S. FISH AND WILDLIFE SERVICE	Oklahoma Department of Wildlife Conservation	F20AF00031 (W-206-R-1) PASS THRU PO 3209007883	SF
OTHC	Status and Trends in Bobcat Populat	15.611	245	0	INTERIOR, DEPARTMENT OF THE / U.S. FISH AND WILDLIFE SERVICE	Oklahoma Department of Wildlife Conservation	F17AF01257 (W-191-R-1)PASS THRU PO 3209007085	SF
OTHC	Spatial Ecology and Expansion of RE	15.611	286	0	INTERIOR, DEPARTMENT OF THE / U.S. FISH AND WILDLIFE SERVICE	Oklahoma Department of Wildlife Conservation	F18AF00311 (W-199-R-1) PASS THRU PO 3209007287	SF
OTHC	Quail Ecology and Management	15.611	509	0	INTERIOR, DEPARTMENT OF THE / U.S. FISH AND WILDLIFE SERVICE	Oklahoma Department of Wildlife Conservation	F18AF00100 (W-195-R-1) PASS THRU PO 3209007120	SF
TOTAL FISH AND WILDLIFE CLUSTER			1,198,736	16,862				

DEPARTMENT OF TRANSPORTATION CLUSTERS

HIGHWAY PLANNING AND CONSTRUCTION CLUSTER

OTHC	Wright-Local Technical Assistance P	20.205	(4,507)	0	TRANSPORTATION, DEPARTMENT OF / FEDERAL HIGHWAY ADMINISTRATION	Oklahoma Department of Transportation	TTYLTAP(005) ITEM1440 PASS THRU PO3459052426	SF
OTHC	Delatte-Evaluation of Maintenance P	20.205	7,961	0	TRANSPORTATION, DEPARTMENT OF / FEDERAL HIGHWAY ADMINISTRATION	Univ Of Cincinnati	27843 PASS THRU 27843010477002	PF
OTHC	Ley-Concrete Pavement Mixtures w/ H	20.205	60,744	0	TRANSPORTATION, DEPARTMENT OF / FEDERAL HIGHWAY ADMINISTRATION	Univ Of Illinois	1775200501 PASS THRU 087795-16630	PF
OTHC	Phase II Protecting Piers of Overhe	20.205	1,037	0	TRANSPORTATION, DEPARTMENT OF / FEDERAL HIGHWAY ADMINISTRATION	Univ Of Cincinnati	E171303 PASS THRU 011154-002	PF
OTHC	Local Technical Assistance Program	20.205	126,566	0	TRANSPORTATION, DEPARTMENT OF / FEDERAL HIGHWAY ADMINISTRATION	Oklahoma Department of Transportation	TTYLTAP(007) ITEM 1440 PASS THRU PO3459059437	SF
OTHC	Measuring Transport Properties of P	20.205	52,750	0	TRANSPORTATION, DEPARTMENT OF / FEDERAL HIGHWAY ADMINISTRATION	Univ Of Illinois	SPR-02J9(244) PASS THRU 08779517545	PF
OTHC	Local Technical Assistance Program	20.205	225,673	0	TRANSPORTATION, DEPARTMENT OF / FEDERAL HIGHWAY ADMINISTRATION	Oklahoma Department of Transportation	TTY-LTAP (008) TT JP30001(19) PASS THRU 1440	SF
OTHC	Developing Recommendations for Allo	20.205	24,759	0	TRANSPORTATION, DEPARTMENT OF / FEDERAL HIGHWAY ADMINISTRATION	Idaho Transportation Department	DOT order No. 1050.2A PASS THRU 2020-01	PF
OTHC	Anella-Treewalk Village	20.219	(1,059)	0	TRANSPORTATION, DEPARTMENT OF / FEDERAL HIGHWAY ADMINISTRATION	Oklahoma Tourism & Recreation Department	NRTRT161001614 PASS THRU 16-14	SF
OTHC	Treewalk Village	20.219	137,767	0	TRANSPORTATION, DEPARTMENT OF / FEDERAL HIGHWAY ADMINISTRATION	Oklahoma Tourism & Recreation Department	NRT-RT16(100)16-14 PASS THRU 16-14	SF
TOTAL HIGHWAY PLANNING & CONSTR. CLUSTER			631,691	0				

HIGHWAY SAFETY CLUSTER

OTHC	Fy15 Motorcycle	20.600	75	0	TRANSPORTATION, DEPARTMENT OF / NATIONAL HIGHWAY TRAFFIC SAFETY ADMINISTRATION	Oklahoma Highway Safety Office	OHSO-FFY2015-OSU-OKC-00102 PASS THRU STMC-15-02-02-04	SF
OTHC	FY16 Motorcycle Safety Education	20.600	(1,635)	0	TRANSPORTATION, DEPARTMENT OF / NATIONAL HIGHWAY TRAFFIC SAFETY ADMINISTRATION	Oklahoma Highway Safety Office	OHSO-FFY2016-OSU-OKC-00126 PASS THRU STMC-16-02-05-05	SF
OTHC	FY17 Motorcycle Training and Education Grant	20.600	(1,625)	0	TRANSPORTATION, DEPARTMENT OF / NATIONAL HIGHWAY TRAFFIC SAFETY ADMINISTRATION	Oklahoma Highway Safety Office	18X9204020OK17 PASS THRU STMC17020806	SF
OTHC	FY18 OSU-OKC Rider Coach Conference	20.600	(17)	0	TRANSPORTATION, DEPARTMENT OF / NATIONAL HIGHWAY TRAFFIC SAFETY ADMINISTRATION	Oklahoma Highway Safety Office	69A37518300004020OK0 PASS THRU STMC18060107	SF
OTHC	FY19 OHSO Motorcycle Safety Grant	20.600	9,592	0	TRANSPORTATION, DEPARTMENT OF / NATIONAL HIGHWAY TRAFFIC SAFETY ADMINISTRATION	Oklahoma Highway Safety Office	OHSO-FFY2019-OSU-OKC-00141 PASS THRU STMC-19-02-07-08	SF
OTHC	FY19 OSU-OKC Rider Coach Conference	20.600	1,550	0	TRANSPORTATION, DEPARTMENT OF / NATIONAL HIGHWAY TRAFFIC SAFETY ADMINISTRATION	Oklahoma Highway Safety Office	69A37519300004O20OK0 PASS THRU STMC-19-06-01-08	SF
OTHC	FY20 OHSO Motorcycle Safety Grant	20.600	6,446	0	TRANSPORTATION, DEPARTMENT OF / NATIONAL HIGHWAY TRAFFIC SAFETY ADMINISTRATION	Oklahoma Highway Safety Office	OHSO-FFY2020-OSU-OKC-00097 PASS THRU STMC-20-02-08-09	SF
TOTAL HIGHWAY SAFETY CLUSTER			14,386	0				

TOTAL DEPARTMENT OF TRANSPORTATION CLUSTERS

DEPARTMENT OF EDUCATION CLUSTERS

SPECIAL EDUCATION CLUSTER (IDEA)

OTHC	Jaco-OSDE AT Services	84.027	414	0	EDUCATION, DEPARTMENT OF / OFFICE OF SPECIAL EDUCATION AND REHABILITATIVE SERVICES	OK State Department of Education	H027150051 PASS THRU PO2659016591	SF
OTHC	Jaco-OSDE AT Services	84.027	27,440	0	EDUCATION, DEPARTMENT OF / OFFICE OF SPECIAL EDUCATION AND REHABILITATIVE SERVICES	OK State Department of Education	H027A160051 PASS THRU PO2659017212	SF
OTHC	SERC-Special Education Resolution C	84.027	1,964	0	EDUCATION, DEPARTMENT OF / OFFICE OF SPECIAL EDUCATION AND REHABILITATIVE SERVICES	OK State Department of Education	H027180051 PASS THRU PO2659014415	SF
OTHC	OSDE AT Services	84.027	549,803	0	EDUCATION, DEPARTMENT OF / OFFICE OF SPECIAL EDUCATION AND REHABILITATIVE SERVICES	OK State Department of Education	H027A160051 PASS THRU PO2659017937	SF
OTHC	SERC - Special Education Resolution	84.027	485,414	0	EDUCATION, DEPARTMENT OF / OFFICE OF SPECIAL EDUCATION AND REHABILITATIVE SERVICES	OK State Department of Education	H02A160051 PASS THRU SPECIAL EDUCATION RESOLUTION	SF
OTHC	Evaluation of the collaborative Oki	84.027	14,953	0	EDUCATION, DEPARTMENT OF / OFFICE OF SPECIAL EDUCATION AND REHABILITATIVE SERVICES	Stillwater Public Schools	H027A190051 PASS THRU EVALUATION OF THE COLLABORATIV	PF
OTHC	OSDE AT Services	84.027	148	0	EDUCATION, DEPARTMENT OF / OFFICE OF SPECIAL EDUCATION AND REHABILITATIVE SERVICES	Okla State Dept Of Education	H027A160051 PASS THRU PO 2659018966	SF
TOTAL SPECIAL EDUCATION CLUSTER (IDEA)			1,080,136	0				

TRIO CLUSTER

OTHC	Student Support Serv	84.042	(475)	0	EDUCATION, DEPARTMENT OF / OFFICE OF POSTSECONDARY EDUCATION	U.S. Department of Education	P042A100302	FF
OTHC	OSU Student Support Services Progra	84.042	239,795	0	EDUCATION, DEPARTMENT OF / OFFICE OF POSTSECONDARY EDUCATION	U.S. Department of Education	P042A151210	FF
OTHC	FY16-FY20 SOAR Grant	84.042	332,384	0	EDUCATION, DEPARTMENT OF / OFFICE OF POSTSECONDARY EDUCATION	U.S. Department of Education	P042A150794	FF
OTHC	Chessmore-Talent Search OKState	84.044	186,348	0	EDUCATION, DEPARTMENT OF / OFFICE OF POSTSECONDARY EDUCATION	U.S. Department of Education	P044A160548	FF
OTHC	Mendoza-FY17-FY21 Talent Search Gra	84.044	4,648	0	EDUCATION, DEPARTMENT OF / OFFICE OF POSTSECONDARY EDUCATION	U.S. Department of Education	P044A160467	FF
OTHC	FY17-FY21 Talent Search Grant	84.044	235,784	0	EDUCATION, DEPARTMENT OF / OFFICE OF POSTSECONDARY EDUCATION	U.S. Department of Education	P044A160467	FF
OTHC	Upward Bound	84.047	(9,071)	0	EDUCATION, DEPARTMENT OF / OFFICE OF POSTSECONDARY EDUCATION	U.S. Department of Education	P047A120852	FF
OTHC	Dew-Upward Bound	84.047	262,495	0	EDUCATION, DEPARTMENT OF / OFFICE OF POSTSECONDARY EDUCATION	U.S. Department of Education	P047A170272	FF
OTHC	Fy14 Upward Bound Cr	84.047	(13,655)	0	EDUCATION, DEPARTMENT OF / OFFICE OF POSTSECONDARY EDUCATION	U.S. Department of Education	P047A120368	FF
OTHC	Moss-Upward Bound Grant	84.047	380,686	0	EDUCATION, DEPARTMENT OF / OFFICE OF POSTSECONDARY EDUCATION	U.S. Department of Education	P047A171149	FF

OTHC	Ronald E McNair Program	84.217	188,793	0	EDUCATION, DEPARTMENT OF / OFFICE OF POSTSECONDARY EDUCATION	U.S. Department of Education	P217A170248	FF
TOTAL TRIO CLUSTER			1,907,732	0				
TOTAL DEPARTMENT OF EDUCATION CLUSTERS			2,887,868	0				
DEPARTMENT OF HEALTH AND HUMAN SERVICES CLUSTERS								
CCDF CLUSTER								
OTHC	FY19 Scholars for Excellence Grant	93.575	6,036	0	HEALTH AND HUMAN SERVICES, DEPARTMENT OF / ADMINISTRATION FOR CHILDREN AND FAMILIES	OK State Regents for Higher Education	16000127 PASS THRU 0100127	SF
OTHC	FY20 Scholars for Excellence Grant	93.575	73,705	0	HEALTH AND HUMAN SERVICES, DEPARTMENT OF / ADMINISTRATION FOR CHILDREN AND FAMILIES	OK State Regents for Higher Education	PA17000352 PASS THRU FY20 SCHOLARS	SF
TOTAL CCDF CLUSTER			79,741	0				
HEAD START CLUSTER								
OTHC	Expanding the Cycle of Opport: Educ	93.600	35,116	0	HEALTH AND HUMAN SERVICES, DEPARTMENT OF / ADMINISTRATION FOR CHILDREN AND FAMILIES	Northwestern University	90YR0073 PASS THRU PROJ0013192	PF
TOTAL HEAD START CLUSTER			35,116	0				
MEDICAID CLUSTER								
OTHC	Promoting Self-Determination	93.778	31,837	0	HEALTH AND HUMAN SERVICES, DEPARTMENT OF / CENTERS FOR MEDICARE AND MEDICAID SERVICES	Oklahoma Department of Human Services	1905OK5MAP PASS THRU 200605	SF
OTHC	National Core Indicators-Aging and	93.778	18,039	0	HEALTH AND HUMAN SERVICES, DEPARTMENT OF / CENTERS FOR MEDICARE AND MEDICAID SERVICES	Oklahoma Department of Human Services	1905OK5MAP PASS THRU 20010745	SF
OTHC	FY21 National Core Indicators-AD	93.778	15,961	0	HEALTH AND HUMAN SERVICES, DEPARTMENT OF / CENTERS FOR MEDICARE AND MEDICAID SERVICES	Oklahoma Department of Human Services (Dept of Hum	1905OK5MAP PASS THRU 20010745	SF
TOTAL MEDICAID CLUSTER			65,837	0				
TOTAL DEPARTMENT OF HEALTH AND HUMAN SERVICES CLUSTERS			180,694	0				
DEPARTMENT OF AGRICULTURE								
OTHR	Snap Program	10.000	14,395	0	DEPARTMENT OF AGRICULTURE	Oklahoma Department of Human Services	SNAP PASS THRU SNAP FARMERS MARKET	SF
OTHR	A Rapidly Deployable Animal Health	10.025	1,370	0	AGRICULTURE, DEPARTMENT OF / ANIMAL AND PLANT HEALTH INSPECTION SERVICE	U.S. Department of Agriculture	AP20VSCAEAH00C031	FF
OTHR	Using Reduced-Lignin Alfalfa Cultiv	10.030	844	0	AGRICULTURE, DEPARTMENT OF / ANIMAL AND PLANT HEALTH INSPECTION SERVICE	U.S. Department of Agriculture	2019-70005-30290	FF
OTHR	FY19-FY21 Farmer's Market Promotion	10.168	16,707	0	AGRICULTURE, DEPARTMENT OF / AGRICULTURAL MARKETING SERVICE	U.S. Department of Agriculture	AM180100XXXXG071	FF
OTHR	Jadeja-Food Safety Modernization Ac	10.170	864	0	AGRICULTURE, DEPARTMENT OF / AGRICULTURAL MARKETING SERVICE	Oklahoma Department of Agriculture	16SCBGPOK0055 PASS THRU PO0409017347	SF
OTHR	Holcomb-Food Safety Modernization A	10.170	3,573	0	AGRICULTURE, DEPARTMENT OF / AGRICULTURAL MARKETING SERVICE	Oklahoma Department of Agriculture	16SCBGPOK0055 PASS THRU PO0409017347	SF
OTHR	Brandenberger-Food Safety Moderniza	10.170	612	0	AGRICULTURE, DEPARTMENT OF / AGRICULTURAL MARKETING SERVICE	Oklahoma Department of Agriculture	16SCBGPOK0055 PASS THRU PO0409017347	SF
OTHR	Integrated Cucurbit Crop Scheduling	10.170	13,898	0	AGRICULTURE, DEPARTMENT OF / AGRICULTURAL MARKETING SERVICE	Oklahoma Department of Agriculture	15-SCBGP-OK-0019 PASS THRU PO# 0409017591	SF
OTHR	Luper-IR-4 Liaison 2017	10.200	1,216	0	AGRICULTURE, DEPARTMENT OF / NATIONAL INSTITUTE OF FOOD AND AGRICULTURE	University of Florida	20173438327029 PASS THRU 1800575190	PF
OTHR	Lofton-Systems Based Appro Building	10.200	4,996	0	AGRICULTURE, DEPARTMENT OF / NATIONAL INSTITUTE OF FOOD AND AGRICULTURE	U.S. Department of Agriculture	2017-38624-27164	FF
OTHR	Evaluating production practices and	10.200	36,907	28,125	AGRICULTURE, DEPARTMENT OF / NATIONAL INSTITUTE OF FOOD AND AGRICULTURE	U.S. Department of Agriculture	2018-38624-28794	FF
OTHR	Development and Management of Canol	10.200	872	0	AGRICULTURE, DEPARTMENT OF / NATIONAL INSTITUTE OF FOOD AND AGRICULTURE	Kansas State University	20193862430289 PASS THRU A200100S002	PF
OTHR	IR-4 Liaison	10.200	462	0	AGRICULTURE, DEPARTMENT OF / NATIONAL INSTITUTE OF FOOD AND AGRICULTURE	University of Florida	20193438329883 PASS THRU PO 2000755000	PF
OTHR	Wayadande-Filling the Gaps in Crops	10.210	2,345	0	AGRICULTURE, DEPARTMENT OF / NATIONAL INSTITUTE OF FOOD AND AGRICULTURE	U.S. Department of Agriculture	20163842025497	FF
OTHR	Bellmer-Food Manufacturing and Safe	10.210	55,072	0	AGRICULTURE, DEPARTMENT OF / NATIONAL INSTITUTE OF FOOD AND AGRICULTURE	U.S. Department of Agriculture	20173842026757	FF
OTHR	Oklahoma Sustainable Agriculture Re	10.215	9,490	0	AGRICULTURE, DEPARTMENT OF / NATIONAL INSTITUTE OF FOOD AND AGRICULTURE	University of Georgia	2017-38640-26914 PASS THRU SUB000001746	PF
OTHR	Sustainable AG Trng	10.215	(397)	0	AGRICULTURE, DEPARTMENT OF / NATIONAL INSTITUTE OF FOOD AND AGRICULTURE	University of Georgia	20143864022155 PASS THRU 8644737	PF
OTHR	Oklahoma Sustainable Agriculture Re	10.215	33,386	0	AGRICULTURE, DEPARTMENT OF / NATIONAL INSTITUTE OF FOOD AND AGRICULTURE	University of Georgia	20183864028417 PASS THRU SUB000001992	PF
OTHR	Warren-Southern Region SARE Profess	10.215	5,742	0	AGRICULTURE, DEPARTMENT OF / NATIONAL INSTITUTE OF FOOD AND AGRICULTURE	University of Georgia	20163864025382 PASS THRU SUB000001462	PF
OTHR	Oklahoma's Baccalaureate Degree	10.217	57,234	46,485	AGRICULTURE, DEPARTMENT OF / NATIONAL INSTITUTE OF FOOD AND AGRICULTURE	U.S. Department of Agriculture	20167000324774	FF
OTHR	Hoback-Natives: Native Americans Tr	10.220	34,103	0	AGRICULTURE, DEPARTMENT OF / NATIONAL INSTITUTE OF FOOD AND AGRICULTURE	U.S. Department of Agriculture	20173841326672	FF
OTHR	Brandenberger-Community Foods Proje	10.225	536	0	AGRICULTURE, DEPARTMENT OF / NATIONAL INSTITUTE OF FOOD AND AGRICULTURE	Choctaw Nation Of Oklahoma	20163380025594 PASS THRU OSU1625594	PF
OTHR	Olson-Great Plains Diagnostic Netwo	10.304	19,651	0	AGRICULTURE, DEPARTMENT OF / NATIONAL INSTITUTE OF FOOD AND AGRICULTURE	Kansas State University	20163762025766 PASS THRU A000280S005A04/S17048	PF
OTHR	Breeding Organic Cotton Cultivars	10.307	41,992	0	AGRICULTURE, DEPARTMENT OF / NATIONAL INSTITUTE OF FOOD AND AGRICULTURE	Texas A&M University	2017-51300-26812 PASS THRU M1802350	PF
OTHR	Martin-Persistence, Survival, and R	10.309	(29,989)	0	AGRICULTURE, DEPARTMENT OF / NATIONAL INSTITUTE OF FOOD AND AGRICULTURE	University of Florida	20155118124291 PASS THRU UFDSP00011196	PF
OTHR	Beef Cattle Producat	10.310	1,388	0	AGRICULTURE, DEPARTMENT OF / NATIONAL INSTITUTE OF FOOD AND AGRICULTURE	Kansas State University	20136900223146 PASS THRU S15200	PF
OTHR	Haggard-Oklahoma State University S	10.310	159,029	0	AGRICULTURE, DEPARTMENT OF / NATIONAL INSTITUTE OF FOOD AND AGRICULTURE	U.S. Department of Agriculture	20176701026733	FF
OTHR	Baker-Oklahoma State University Sus	10.310	119,105	16,355	AGRICULTURE, DEPARTMENT OF / NATIONAL INSTITUTE OF FOOD AND AGRICULTURE	U.S. Department of Agriculture	20176701026733	FF
OTHR	Sallee-Oklahoma State University Su	10.310	72,111	0	AGRICULTURE, DEPARTMENT OF / NATIONAL INSTITUTE OF FOOD AND AGRICULTURE	U.S. Department of Agriculture	20176701026733	FF
OTHR	Fontanier-Student Engagement in Pla	10.310	41,759	0	AGRICULTURE, DEPARTMENT OF / NATIONAL INSTITUTE OF FOOD AND AGRICULTURE	U.S. Department of Agriculture	20186703327698	FF
OTHR	Compliance and Technical Assistance	10.310	28,539	0	AGRICULTURE, DEPARTMENT OF / NATIONAL INSTITUTE OF FOOD AND AGRICULTURE	OU Health Sciences Center	2017-68001-26355 PASS THRU RS20170146-01A2	SF
OTHR	Year 4-Compliance and Technical Ass	10.310	5,354	0	AGRICULTURE, DEPARTMENT OF / NATIONAL INSTITUTE OF FOOD AND AGRICULTURE	OU Health Sciences Center	2017-68001-26355 PASS THRU RS20170146-01A3	SF
OTHR	Warren-Sustaining Agriculture throu	10.310	74,989	0	AGRICULTURE, DEPARTMENT OF / NATIONAL INSTITUTE OF FOOD AND AGRICULTURE	Colorado State University	20166800725066 PASS THRU G062632	PF
OTHR	Beef Cattle Producat	10.310	(965)	0	AGRICULTURE, DEPARTMENT OF / NATIONAL INSTITUTE OF FOOD AND AGRICULTURE	Kansas State University	2013-69002-23146 PASS THRU S15200	PF
OTHR	Beef Cattle Producat	10.310	5,364	0	AGRICULTURE, DEPARTMENT OF / NATIONAL INSTITUTE OF FOOD AND AGRICULTURE	Kansas State University	2013-69002-23146 PASS THRU S15200	PF
OTHR	Beef Cattle-Cap	10.310	52,155	0	AGRICULTURE, DEPARTMENT OF / NATIONAL INSTITUTE OF FOOD AND AGRICULTURE	Kansas State University	2013-69002-23146 PASS THRU S15200	PF
OTHR	Wagner-Sustaining Agriculture Throu	10.310	2,290	0	AGRICULTURE, DEPARTMENT OF / NATIONAL INSTITUTE OF FOOD AND AGRICULTURE	Colorado State University	20166800725066 PASS THRU G062632	PF
OTHR	Reuter-Beef Cattle Production	10.310	6,858	0	AGRICULTURE, DEPARTMENT OF / NATIONAL INSTITUTE OF FOOD AND AGRICULTURE	Kansas State University	2013-69002-23146 PASS THRU S15200	PF
OTHR	Raper-Back to Basics: Expanding Bes	10.310	8,941	0	AGRICULTURE, DEPARTMENT OF / NATIONAL INSTITUTE OF FOOD AND AGRICULTURE	U.S. Department of Agriculture	20176800626344	FF
OTHR	Lalman-Back to Basics: Expanding Be	10.310	16,973	0	AGRICULTURE, DEPARTMENT OF / NATIONAL INSTITUTE OF FOOD AND AGRICULTURE	U.S. Department of Agriculture	20176800626344	FF
OTHR	SCRUB Activity Kit (SCRUB Kit) to S	10.310	9,504	0	AGRICULTURE, DEPARTMENT OF / NATIONAL INSTITUTE OF FOOD AND AGRICULTURE	University of Arizona	2015-69004-23273 PASS THRU 4010690/29034SUB52911	PF

OTHR	Investigating Mobile Genetic Elemen	10.310	5,059	0	AGRICULTURE, DEPARTMENT OF / NATIONAL INSTITUTE OF FOOD AND AGRICULTURE	University of Nebraska	2018-68003-27545 PASS THRU 25-6226-0546-007	PF
OTHR	Enhancing Livestock Production from	10.310	87,741	0	AGRICULTURE, DEPARTMENT OF / NATIONAL INSTITUTE OF FOOD AND AGRICULTURE	Texas A&M University	20196801229819 PASS THRU M1903195	PF
OTHR	Increasing Water Productivity, Nutr	10.310	52,798	0	AGRICULTURE, DEPARTMENT OF / NATIONAL INSTITUTE OF FOOD AND AGRICULTURE	Kansas State University	20196801229888 PASS THRU A20-0118-S002	PF
OTHR	Enhancing Livestock Production from	10.310	13,072	0	AGRICULTURE, DEPARTMENT OF / NATIONAL INSTITUTE OF FOOD AND AGRICULTURE	Texas A&M University	20196801229819 PASS THRU M1903195	PF
OTHR	Beef Cattle Selectio	10.310	9,243	0	AGRICULTURE, DEPARTMENT OF / NATIONAL INSTITUTE OF FOOD AND AGRICULTURE	U.S. Department of Agriculture	20146700421624	FF
OTHR	Jadeja-Customized Food-Safety Inter	10.328	2,006	0	AGRICULTURE, DEPARTMENT OF / NATIONAL INSTITUTE OF FOOD AND AGRICULTURE	Texas Organic Farmers And Growers Association	20167002025787 PASS THRU 3521640	PF
OTHR	Graves-Food Safety Training & Assis	10.328	1,529	0	AGRICULTURE, DEPARTMENT OF / NATIONAL INSTITUTE OF FOOD AND AGRICULTURE	U.S. Department of Agriculture	20177002027241	FF
OTHR	A Southern training, Educational Ou	10.328	8,929	0	AGRICULTURE, DEPARTMENT OF / NATIONAL INSTITUTE OF FOOD AND AGRICULTURE	University of Florida	2018-70020-28930 PASS THRU UFDSP00012364	PF
OTHR	Development of a User Friendly	10.329	18,605	14,752	AGRICULTURE, DEPARTMENT OF / NATIONAL INSTITUTE OF FOOD AND AGRICULTURE	U.S. Department of Agriculture	2015-70006-24259	FF
OTHR	Royer-Request for Support of Oklaho	10.329	88,981	0	AGRICULTURE, DEPARTMENT OF / NATIONAL INSTITUTE OF FOOD AND AGRICULTURE	U.S. Department of Agriculture	20177000627282	FF
OTHR	Developing Non-Chemical Harvest Wee	10.329	8,555	0	AGRICULTURE, DEPARTMENT OF / NATIONAL INSTITUTE OF FOOD AND AGRICULTURE	Colorado State University	20197000630438 PASS THRU G-91456-2	PF
OTHR	IPM Oklahoma	10.329	(6,514)	0	AGRICULTURE, DEPARTMENT OF / NATIONAL INSTITUTE OF FOOD AND AGRICULTURE	U.S. Department of Agriculture	20147000622570	FF
OTHR	Yount-FINIOFood Insecurity Nutrit	10.331	4,853	0	AGRICULTURE, DEPARTMENT OF / NATIONAL INSTITUTE OF FOOD AND AGRICULTURE	Community Svc Council Of Tulsa	20167002525239 PASS THRU FOOD INSECURITY	PF
OTHR	FFY20 Goal 1 Int-NI20SLBC	10.511	300,429	0	AGRICULTURE, DEPARTMENT OF / NATIONAL INSTITUTE OF FOOD AND AGRICULTURE	U.S. Department of Agriculture	NI20SLBCXXXXG019	FF
OTHR	FFY20 Goal 4 Int-NI20SLBC	10.511	66,767	0	AGRICULTURE, DEPARTMENT OF / NATIONAL INSTITUTE OF FOOD AND AGRICULTURE	U.S. Department of Agriculture	NI20SLBCXXXXG019	FF
OTHR	FFY20 Goal 5 Int-NI20SLBC	10.511	18,789	0	AGRICULTURE, DEPARTMENT OF / NATIONAL INSTITUTE OF FOOD AND AGRICULTURE	U.S. Department of Agriculture	NI20SLBCXXXXG019	FF
OTHR	FFY20 Goal 1 Multi-St-NI20SLBC	10.511	57,975	0	AGRICULTURE, DEPARTMENT OF / NATIONAL INSTITUTE OF FOOD AND AGRICULTURE	U.S. Department of Agriculture	NI20SLBCXXXXG019	FF
OTHR	FFY20 Goal 3 Multi-St-NI20SLBC	10.511	1,288	0	AGRICULTURE, DEPARTMENT OF / NATIONAL INSTITUTE OF FOOD AND AGRICULTURE	U.S. Department of Agriculture	NI20SLBCXXXXG019	FF
OTHR	FFY20 Goal 4 Multi-St-NI20SLBC	10.511	19,233	0	AGRICULTURE, DEPARTMENT OF / NATIONAL INSTITUTE OF FOOD AND AGRICULTURE	U.S. Department of Agriculture	NI20SLBCXXXXG019	FF
OTHR	FFY20 Goal 5 Multi-St-NI20SLBC	10.511	11,804	0	AGRICULTURE, DEPARTMENT OF / NATIONAL INSTITUTE OF FOOD AND AGRICULTURE	U.S. Department of Agriculture	NI20SLBCXXXXG019	FF
OTHR	Adair - NI19SLBC	10.511	(4,980)	0	AGRICULTURE, DEPARTMENT OF / NATIONAL INSTITUTE OF FOOD AND AGRICULTURE	U.S. Department of Agriculture	NI19SLBCXXXXG036	FF
OTHR	Alfalfa - NI19SLBC	10.511	(9,159)	0	AGRICULTURE, DEPARTMENT OF / NATIONAL INSTITUTE OF FOOD AND AGRICULTURE	U.S. Department of Agriculture	NI19SLBCXXXXG036	FF
OTHR	Atoka - NI19SLBC	10.511	(5,334)	0	AGRICULTURE, DEPARTMENT OF / NATIONAL INSTITUTE OF FOOD AND AGRICULTURE	U.S. Department of Agriculture	NI19SLBCXXXXG036	FF
OTHR	Beaver - NI19SLBC	10.511	(12,080)	0	AGRICULTURE, DEPARTMENT OF / NATIONAL INSTITUTE OF FOOD AND AGRICULTURE	U.S. Department of Agriculture	NI19SLBCXXXXG036	FF
OTHR	Beckham - NI19SLBC	10.511	(7,825)	0	AGRICULTURE, DEPARTMENT OF / NATIONAL INSTITUTE OF FOOD AND AGRICULTURE	U.S. Department of Agriculture	NI19SLBCXXXXG036	FF
OTHR	Blaine - NI19SLBC	10.511	(11,791)	0	AGRICULTURE, DEPARTMENT OF / NATIONAL INSTITUTE OF FOOD AND AGRICULTURE	U.S. Department of Agriculture	NI19SLBCXXXXG036	FF
OTHR	Bryan - NI19SLBC	10.511	(5,951)	0	AGRICULTURE, DEPARTMENT OF / NATIONAL INSTITUTE OF FOOD AND AGRICULTURE	U.S. Department of Agriculture	NI19SLBCXXXXG036	FF
OTHR	Caddo - NI19SLBC	10.511	(15,123)	0	AGRICULTURE, DEPARTMENT OF / NATIONAL INSTITUTE OF FOOD AND AGRICULTURE	U.S. Department of Agriculture	NI19SLBCXXXXG036	FF
OTHR	Canadian - NI19SLBC	10.511	(21,868)	0	AGRICULTURE, DEPARTMENT OF / NATIONAL INSTITUTE OF FOOD AND AGRICULTURE	U.S. Department of Agriculture	NI19SLBCXXXXG036	FF
OTHR	Carter - NI19SLBC	10.511	(6,897)	0	AGRICULTURE, DEPARTMENT OF / NATIONAL INSTITUTE OF FOOD AND AGRICULTURE	U.S. Department of Agriculture	NI19SLBCXXXXG036	FF
OTHR	Cherokee - NI19SLBC	10.511	(19,714)	0	AGRICULTURE, DEPARTMENT OF / NATIONAL INSTITUTE OF FOOD AND AGRICULTURE	U.S. Department of Agriculture	NI19SLBCXXXXG036	FF
OTHR	Choctaw - NI19SLBC	10.511	(5,508)	0	AGRICULTURE, DEPARTMENT OF / NATIONAL INSTITUTE OF FOOD AND AGRICULTURE	U.S. Department of Agriculture	NI19SLBCXXXXG036	FF
OTHR	Cimarron - NI19SLBC	10.511	(3,827)	0	AGRICULTURE, DEPARTMENT OF / NATIONAL INSTITUTE OF FOOD AND AGRICULTURE	U.S. Department of Agriculture	NI19SLBCXXXXG036	FF
OTHR	Cleveland - NI19SLBC	10.511	(16,676)	0	AGRICULTURE, DEPARTMENT OF / NATIONAL INSTITUTE OF FOOD AND AGRICULTURE	U.S. Department of Agriculture	NI19SLBCXXXXG036	FF
OTHR	Coal - NI19SLBC	10.511	(3,901)	0	AGRICULTURE, DEPARTMENT OF / NATIONAL INSTITUTE OF FOOD AND AGRICULTURE	U.S. Department of Agriculture	NI19SLBCXXXXG036	FF
OTHR	Comanche - NI19SLBC	10.511	(14,018)	0	AGRICULTURE, DEPARTMENT OF / NATIONAL INSTITUTE OF FOOD AND AGRICULTURE	U.S. Department of Agriculture	NI19SLBCXXXXG036	FF
OTHR	Cotton - NI19SLBC	10.511	(12,691)	0	AGRICULTURE, DEPARTMENT OF / NATIONAL INSTITUTE OF FOOD AND AGRICULTURE	U.S. Department of Agriculture	NI19SLBCXXXXG036	FF
OTHR	Craig - NI19SLBC	10.511	(5,784)	0	AGRICULTURE, DEPARTMENT OF / NATIONAL INSTITUTE OF FOOD AND AGRICULTURE	U.S. Department of Agriculture	NI19SLBCXXXXG036	FF
OTHR	Creek - NI19SLBC	10.511	(12,006)	0	AGRICULTURE, DEPARTMENT OF / NATIONAL INSTITUTE OF FOOD AND AGRICULTURE	U.S. Department of Agriculture	NI19SLBCXXXXG036	FF
OTHR	Custer - NI19SLBC	10.511	(11,905)	0	AGRICULTURE, DEPARTMENT OF / NATIONAL INSTITUTE OF FOOD AND AGRICULTURE	U.S. Department of Agriculture	NI19SLBCXXXXG036	FF
OTHR	Delaware - NI19SLBC	10.511	(4,721)	0	AGRICULTURE, DEPARTMENT OF / NATIONAL INSTITUTE OF FOOD AND AGRICULTURE	U.S. Department of Agriculture	NI19SLBCXXXXG036	FF
OTHR	Dewey - NI19SLBC	10.511	(7,164)	0	AGRICULTURE, DEPARTMENT OF / NATIONAL INSTITUTE OF FOOD AND AGRICULTURE	U.S. Department of Agriculture	NI19SLBCXXXXG036	FF
OTHR	Ellis - NI19SLBC	10.511	(2,104)	0	AGRICULTURE, DEPARTMENT OF / NATIONAL INSTITUTE OF FOOD AND AGRICULTURE	U.S. Department of Agriculture	NI19SLBCXXXXG036	FF
OTHR	Haskell - NI19SLBC	10.511	2,113	0	AGRICULTURE, DEPARTMENT OF / NATIONAL INSTITUTE OF FOOD AND AGRICULTURE	U.S. Department of Agriculture	NI19SLBCXXXXG036	FF
OTHR	Hughes - NI19SLBC	10.511	3,205	0	AGRICULTURE, DEPARTMENT OF / NATIONAL INSTITUTE OF FOOD AND AGRICULTURE	U.S. Department of Agriculture	NI19SLBCXXXXG036	FF
OTHR	Jefferson - NI19SLBC	10.511	2,094	0	AGRICULTURE, DEPARTMENT OF / NATIONAL INSTITUTE OF FOOD AND AGRICULTURE	U.S. Department of Agriculture	NI19SLBCXXXXG036	FF
OTHR	Johnston - NI19SLBC	10.511	2,617	0	AGRICULTURE, DEPARTMENT OF / NATIONAL INSTITUTE OF FOOD AND AGRICULTURE	U.S. Department of Agriculture	NI19SLBCXXXXG036	FF
OTHR	Latimer - NI19SLBC	10.511	3,296	0	AGRICULTURE, DEPARTMENT OF / NATIONAL INSTITUTE OF FOOD AND AGRICULTURE	U.S. Department of Agriculture	NI19SLBCXXXXG036	FF
OTHR	Leflore - NI19SLBC	10.511	1,521	0	AGRICULTURE, DEPARTMENT OF / NATIONAL INSTITUTE OF FOOD AND AGRICULTURE	U.S. Department of Agriculture	NI19SLBCXXXXG036	FF
OTHR	Love - NI19SLBC	10.511	5,494	0	AGRICULTURE, DEPARTMENT OF / NATIONAL INSTITUTE OF FOOD AND AGRICULTURE	U.S. Department of Agriculture	NI19SLBCXXXXG036	FF
OTHR	Marshall - NI19SLBC	10.511	2,617	0	AGRICULTURE, DEPARTMENT OF / NATIONAL INSTITUTE OF FOOD AND AGRICULTURE	U.S. Department of Agriculture	NI19SLBCXXXXG036	FF
OTHR	Pittsburg - NI19SLBC	10.511	(3,704)	0	AGRICULTURE, DEPARTMENT OF / NATIONAL INSTITUTE OF FOOD AND AGRICULTURE	U.S. Department of Agriculture	NI19SLBCXXXXG036	FF
OTHR	Seminole - NI19SLBC	10.511	3,205	0	AGRICULTURE, DEPARTMENT OF / NATIONAL INSTITUTE OF FOOD AND AGRICULTURE	U.S. Department of Agriculture	NI19SLBCXXXXG036	FF
OTHR	NI19EFNEPXXXXG034	10.514	462,705	0	AGRICULTURE, DEPARTMENT OF / NATIONAL INSTITUTE OF FOOD AND AGRICULTURE	U.S. Department of Agriculture	NI19EFNEPXXXXG034	FF
OTHR	EFNEP-NI20EFNEPXXXXG0	10.514	618,432	0	AGRICULTURE, DEPARTMENT OF / NATIONAL INSTITUTE OF FOOD AND AGRICULTURE	U.S. Department of Agriculture	NI20EFNEPXXXXG041	FF
OTHR	RREA-NI19RREAFXXXXG053	10.515	72,854	0	AGRICULTURE, DEPARTMENT OF / NATIONAL INSTITUTE OF FOOD AND AGRICULTURE	U.S. Department of Agriculture	NI19RREAFXXXXG053	FF
OTHR	RREA-NI20RREAFXXXX20-0002	10.515	9,911	0	AGRICULTURE, DEPARTMENT OF / NATIONAL INSTITUTE OF FOOD AND AGRICULTURE	U.S. Department of Agriculture	NI20RREAFXXXXG014	FF
OTHR	CACFP 2018-2019 CIL Child and Adult	10.558	481	0	AGRICULTURE, DEPARTMENT OF / FOOD AND NUTRITION SERVICE	OK State Department of Education	1960K349N2020 PASS THRU DC-56-010	SF
OTHR	CACFP 2018-2019 Operating Child and	10.558	6,677	0	AGRICULTURE, DEPARTMENT OF / FOOD AND NUTRITION SERVICE	OK State Department of Education	1960K329N1099 PASS THRU DC-56-010	SF
OTHR	CIL-CACFP 2019-2020 Child and Adult	10.558	731	0	AGRICULTURE, DEPARTMENT OF / FOOD AND NUTRITION SERVICE	OK State Department of Education	1960K349N2020 PASS THRU DC-56-010	SF
OTHR	Cooking for Kids - Culinary Trainin	10.560	321,491	0	AGRICULTURE, DEPARTMENT OF / FOOD AND NUTRITION SERVICE	OK State Department of Education	1960K309N2533 PASS THRU PO2659017561	SF
OTHR	Cooking for Kids - Culinary Trainin	10.560	6,122	0	AGRICULTURE, DEPARTMENT OF / FOOD AND NUTRITION SERVICE	OK State Department of Education	1960K309N2533 PASS THRU PO2659017561	SF
OTHR	Oklahoma Gardening Urban and Commu	10.652	1,653	0	AGRICULTURE, DEPARTMENT OF / FOREST SERVICE	Oklahoma Department of Agriculture	106648CPG PASS THRU PO 0409017975	SF
OTHR	Oklahoma Gardening Urban and Comm	10.652	(3,042)	0	AGRICULTURE, DEPARTMENT OF / FOREST SERVICE	Oklahoma Department of Agriculture	106647CPG PASS THRU PO0409017722	SF
OTHR	Hentges-Oklahoma Urban Forestry	10.664	(626)	0	AGRICULTURE, DEPARTMENT OF / FOREST SERVICE	Oklahoma Department of Agriculture	Urban Forestry PASS THRU 0409017281	SF
OTHR	Opportunities for Reducing the Soli	10.762	26,970	0	AGRICULTURE, DEPARTMENT OF / RURAL UTILITIES SERVICE	U.S. Department of Agriculture	RUS3580620	FF
OTHR	Reducing and managing solid waste a	10.762	64,930	0	AGRICULTURE, DEPARTMENT OF / RURAL UTILITIES SERVICE	U.S. Department of Agriculture	RUS 3580800	FF

OTHR	Frazier-Diagnostic Tests on Irrigat	10.902	180	0	AGRICULTURE, DEPARTMENT OF / NATURAL RESOURCES CONSERVATION SERVICE	U.S. Department of Agriculture	68733517026	FF
OTHR	Promoting Sensor-Based	10.912	55,328	16,272	AGRICULTURE, DEPARTMENT OF / NATURAL RESOURCES CONSERVATION SERVICE	U.S. Department of Agriculture	69-3A75-16-013	FF
OTHR	Hamilton-Improving Nutrient Managem	10.912	32,109	0	AGRICULTURE, DEPARTMENT OF / NATURAL RESOURCES CONSERVATION SERVICE	University of Wisconsin, Madison	693A751717 PASS THRU PO 0000000133	PF
OTHR	Evaluation of conservation practice	10.912	6,982	0	AGRICULTURE, DEPARTMENT OF / NATURAL RESOURCES CONSERVATION SERVICE	U.S. Department of Agriculture	NR193A750008G007	FF
OTHR	Improve Outreach to Improve Soils:	10.912	2,916	0	AGRICULTURE, DEPARTMENT OF / NATURAL RESOURCES CONSERVATION SERVICE	Texas A&M University	NR183A750008G013 PASS THRU M1901142	PF
OTHR	Taghvaeian-Innovative Technologies	10.912	25,129	0	AGRICULTURE, DEPARTMENT OF / NATURAL RESOURCES CONSERVATION SERVICE	U.S. Department of Agriculture	NR203A750008G007	FF
TOTAL DEPARTMENT OF AGRICULTURE			3,213,781	121,989				

DEPARTMENT OF COMMERCE

OTHR	NPDC: Establishing a Working Proto	11.020	194,107	29,328	COMMERCE, DEPARTMENT OF / ECONOMIC DEVELOPMENT ADMINISTRATION	US Department of Commerce Economic Development Ad	ED17HDQ0200079	FF
OTHR	Enhancing the Oklahoma Alliance for	11.611	3,061	0	COMMERCE, DEPARTMENT OF / NATIONAL INSTITUTE OF STANDARDS AND TECHNOLOGY	OK Alliance for Manufacturing Excellence, Inc.	70NANB15H354 PASS THRU FY19 APP ENGINEERS	PF
OTHR	Enhancing the Oklahoma Alliance for	11.611	390,618	0	COMMERCE, DEPARTMENT OF / NATIONAL INSTITUTE OF STANDARDS AND TECHNOLOGY	OK Alliance for Manufacturing Excellence, Inc.	70NANB15H354 PASS THRU APP ENGINEERS IN RURAL AREAS	PF
OTHR	FY19 MEA Grant	11.611	(7,560)	0	COMMERCE, DEPARTMENT OF / NATIONAL INSTITUTE OF STANDARDS AND TECHNOLOGY	OK Alliance for Manufacturing Excellence, Inc.	70NANB15H354 PASS THRU FY19 MEA GRANT	PF
OTHR	FY20 MEA Grant	11.611	58,138	0	COMMERCE, DEPARTMENT OF / NATIONAL INSTITUTE OF STANDARDS AND TECHNOLOGY	OK Alliance for Manufacturing Excellence, Inc.	70NANB15H354 PASS THRU FY20 MEA GRANT	PF
OTHR	Hoskins-Understanding the Significa	11.620	4,449	0	COMMERCE, DEPARTMENT OF / NATIONAL INSTITUTE OF STANDARDS AND TECHNOLOGY	National Institute of Standards and Technology	70NANB17H320	FF
TOTAL DEPARTMENT OF COMMERCE			642,813	29,328				

DEPARTMENT OF DEFENSE

OTHR	2018/2019 Aerospace Propulsion Outr	12.000	1,171	0	DEPARTMENT OF DEFENSE	Universal Technology Corporation	FA8650-14-D-2411 PASS THRU 18-7900-0008-38-C12	PF
OTHR	2019/2020 Aerospace Outreach Progra	12.000	9,556	0	DEPARTMENT OF DEFENSE	Universal Technology Company Llc	FA8650-14-D-2411 PASS THRU 142411-16F2639-19-48-C12	PF
OTHR	MFIX 2020 Plus Up-Additional Equip	12.000	98,102	0	DEPARTMENT OF DEFENSE	Torch Technologies Inc	W31P4Q18D0016 PASS THRU PO 192807	PF
OTHR	Hale-DOD OEA Impact to State Budget	12.617	411,011	0	DEPARTMENT OF DEFENSE / OFFICE OF ECONOMIC ADJUSTMENT	Office of Economic Adjustment	ST14431602	FF
OTHR	Junior Science and humanities Sympo	12.630	266	0	DEPARTMENT OF DEFENSE / Office of the Secretary of Defense	National Science Teachers Association	W911SR-15-2-0001 PASS THRU 727325	PF
OTHR	Junior Science and Humanities Sympo	12.630	10,364	0	DEPARTMENT OF DEFENSE / Office of the Secretary of Defense	National Science Teachers Association	20193862430289 PASS THRU 20871016	PF
TOTAL DEPARTMENT OF DEFENSE			530,470	0				

DEPARTMENT OF JUSTICE

OTHR	Student - Led Programming to Reduce	16.525	8,388	0	JUSTICE, DEPARTMENT OF / BOARDS AND DIVISIONS OFFICES	U.S. Department of Justice	2019WAAX0027	FF
OTHR	Allen-4-H National Mentoring Progra	16.726	(8,579)	0	JUSTICE, DEPARTMENT OF / OFFICE OF JUSTICE PROGRAMS	National 4-H Council	2017JUFX0016 PASS THRU NMP8	PF
OTHR	4-H National Mentoring Program (4-H	16.726	50,247	0	JUSTICE, DEPARTMENT OF / OFFICE OF JUSTICE PROGRAMS	National 4-H Council	2018-JU-FX-0005 PASS THRU NMP9	PF
OTHR	4-H National Mentoring Program 4-H	16.726	851	0	JUSTICE, DEPARTMENT OF / OFFICE OF JUSTICE PROGRAMS	National 4-H Council	2019MUFX0002 PASS THRU 4-H NMP 10	PF
OTHR	Local Law Enforcement Crime Gun Int	16.738	19,344	0	JUSTICE, DEPARTMENT OF / OFFICE OF JUSTICE PROGRAMS	City Of Tulsa	2018-DG-BX-0006 PASS THRU 18225	PF
TOTAL DEPARTMENT OF JUSTICE			70,251	0				

DEPARTMENT OF LABOR

OTHR	2019 OSUIT Stem Challenge Academy	17.267	109,368	0	LABOR, DEPARTMENT OF / EMPLOYMENT AND TRAINING ADMINISTRATION	Southern Workforce Board Inc	AA322451855A40 PASS THRU 2019 OSUIT STEM CHALLENGE ACAD	PF
OTHR	Gravley-RSI-DWG - Admin	17.277	74,212	0	LABOR, DEPARTMENT OF / EMPLOYMENT AND TRAINING ADMINISTRATION	U.S. Department of Labor	DW297841660A40-DW29784110	FF
OTHR	Gravley-RSI-DWG - Program	17.277	771,926	0	LABOR, DEPARTMENT OF / EMPLOYMENT AND TRAINING ADMINISTRATION	U.S. Department of Labor	DW297841660A40-DW29784110	FF
OTHR	Gravley-WIOA Implementation (Prog)	17.281	10,165	0	LABOR, DEPARTMENT OF / EMPLOYMENT AND TRAINING ADMINISTRATION	U.S. Department of Labor	MI272671560A40-MI27267XS0	FF
OTHR	Gravley-Apprenticeship USA (Admin)	17.285	(160)	0	LABOR, DEPARTMENT OF / EMPLOYMENT AND TRAINING ADMINISTRATION	U.S. Department of Labor	AP291701655A40-AP291705J0	FF
OTHR	Gravley-Apprenticeship USA (Prog)	17.285	160	0	LABOR, DEPARTMENT OF / EMPLOYMENT AND TRAINING ADMINISTRATION	U.S. Department of Labor	AP291701655A40-AP291705J0	FF
OTHR	Admin-Apprenticeship USA Expansion	17.285	25,378	0	LABOR, DEPARTMENT OF / EMPLOYMENT AND TRAINING ADMINISTRATION	US Department of Labor Employment and Training Admin	AP335041960A40	FF
OTHR	Program-Apprenticeship USA Expansio	17.285	76,201	0	LABOR, DEPARTMENT OF / EMPLOYMENT AND TRAINING ADMINISTRATION	US Department of Labor Employment and Training Admin	AP335041960A40	FF
OTHR	Reed-Targeted Training for Grain Ha	17.502	779	0	LABOR, DEPARTMENT OF / OCCUPATIONAL SAFETY AND HEALTH ADMINISTRATION	Occupational Safety And Health Administration	SH312241760F40	FF
OTHR	Reed-Admin: Targeted Training for G	17.502	9,779	0	LABOR, DEPARTMENT OF / OCCUPATIONAL SAFETY AND HEALTH ADMINISTRATION	Occupational Safety And Health Administration	SH312241760F40	FF
OTHR	Susan Harwood Training Grant: OSU C	17.502	(17,329)	0	LABOR, DEPARTMENT OF / OCCUPATIONAL SAFETY AND HEALTH ADMINISTRATION	U.S. Department of Labor	SH05070SH8	FF
OTHR	Susan Harwood Training Grant: OSU C	17.502	96,260	0	LABOR, DEPARTMENT OF / OCCUPATIONAL SAFETY AND HEALTH ADMINISTRATION	U.S. Department of Labor	SH05070SH8	FF
OTHR	Admin-.Susan Harwood Training Grant	17.502	20,500	0	LABOR, DEPARTMENT OF / OCCUPATIONAL SAFETY AND HEALTH ADMINISTRATION	U.S. Department of Labor	SH05170SH9	FF
OTHR	Program Susan Harwood Training Gran	17.502	25,593	0	LABOR, DEPARTMENT OF / OCCUPATIONAL SAFETY AND HEALTH ADMINISTRATION	U.S. Department of Labor	SH05170SH9	FF
TOTAL DEPARTMENT OF LABOR			1,202,832	0				

DEPARTMENT OF STATE

OTHR	Edwards-Mandela Washington Fellowsh	19.009	1,387	0	STATE, DEPARTMENT OF / BUREAU OF EDUCATIONAL AND CULTURAL AFFAIRS	International Research & Exchange	SECAGD17CA1086 PASS THRU FY18YALIBEOSU02	PF
OTHR	Mandela Washington Fellowship Insti	19.009	7,443	0	STATE, DEPARTMENT OF / BUREAU OF EDUCATIONAL AND CULTURAL AFFAIRS	International Research & Exchange	S-ECAGD-18-CA-0022 PASS THRU FY19-YALI-BE-OSU-03	PF
OTHR	Mandela Washington Fellowship Insti	19.009	65,937	0	STATE, DEPARTMENT OF / BUREAU OF EDUCATIONAL AND CULTURAL AFFAIRS	International Research & Exchange	S-ECAGD-18-CA-0022 PASS THRU FY19-YALI-BE-OSU-03	PF
OTHR	Machado Jr, Pedro Celso 11775960	19.415	908	0	STATE, DEPARTMENT OF / BUREAU OF EDUCATIONAL AND CULTURAL AFFAIRS	Laspau	Department of State PASS THRU 20150416	PF
OTHR	Huff-Hall, Lamia - A20109584	19.415	776	0	STATE, DEPARTMENT OF / BUREAU OF EDUCATIONAL AND CULTURAL AFFAIRS	Amideast - Fulbright	Department of State PASS THRU HALLI, LAMIA-A20109584	PF
OTHR	Huff-Kwasme, Hussein-A20104665	19.415	1,623	0	STATE, DEPARTMENT OF / BUREAU OF EDUCATIONAL AND CULTURAL AFFAIRS	Institute Of International Education/Fulbright	Department of State PASS THRU KWASME, HUSSEIN-A20104665	PF
OTHR	Huff-Somoza Vargas, Carlos-A2011270	19.415	(6,553)	0	STATE, DEPARTMENT OF / BUREAU OF EDUCATIONAL AND CULTURAL AFFAIRS	Research Triangle Institute	Department of State PASS THRU SOMOZA VARGAS-A20112709	PF
OTHR	Ali, Haider-A20168051-IIIE	19.415	9,771	0	STATE, DEPARTMENT OF / BUREAU OF EDUCATIONAL AND CULTURAL AFFAIRS	Institute Of International Education/Fulbright	Department of State PASS THRU PS00260083	PF
OTHR	Ariati, Jati-A20162677-IIIE	19.415	5,977	0	STATE, DEPARTMENT OF / BUREAU OF EDUCATIONAL AND CULTURAL AFFAIRS	Institute Of International Education/Fulbright	US Department of State PASS THRU PS00259527	PF
OTHR	Maylem, Excel Rio - A20159309 - IFB	19.415	5,336	0	STATE, DEPARTMENT OF / BUREAU OF EDUCATIONAL AND CULTURAL AFFAIRS	Institute Of International Education/Fulbright	US Department of State PASS THRU E0588456	PF
OTHR	Blal, Fatimetou - A20168894 - IFB	19.415	13,067	0	STATE, DEPARTMENT OF / BUREAU OF EDUCATIONAL AND CULTURAL AFFAIRS	Institute Of International Education/Fulbright	US Department of State PASS THRU PS00259315	PF
OTHR	Sainz Sujet, Paola Andrea - A202278	19.415	10,015	0	STATE, DEPARTMENT OF / BUREAU OF EDUCATIONAL AND CULTURAL AFFAIRS	Laspau	Department of State PASS THRU 20191103	PF
TOTAL DEPARTMENT OF STATE			115,687	0				

DEPARTMENT OF TRANSPORTATION

OTHR	Mills-2017 Summer Bridge EDF Proje	20.200	(40)	0	TRANSPORTATION, DEPARTMENT OF / FEDERAL HIGHWAY ADMINISTRATION	University of Oklahoma	SPRY2160(B)SPRY0010(69)RS01946(68) PASS THRU 2018-02	SF
OTHR	Martin-Roadside Vegetation Manageme	20.200	3,120	0	TRANSPORTATION, DEPARTMENT OF / FEDERAL HIGHWAY ADMINISTRATION	Oklahoma Department of Transportation	SPRY-0010(071)RS JP01946(70) PASS THRU SPR ITEM 2156	SF
OTHR	Roadside Vegetation Management Trai	20.200	77,695	0	TRANSPORTATION, DEPARTMENT OF / FEDERAL HIGHWAY ADMINISTRATION	Oklahoma Department of Transportation	SPRY0010(082)RS JP01946(76) PASS THRU SPR ITEM 2156	SF
OTHR	Roadside Vegetation Management Trail	20.200	90,725	0	TRANSPORTATION, DEPARTMENT OF / FEDERAL HIGHWAY ADMINISTRATION	Oklahoma Department of Transportation	SPRY-0010(073)RS JP01946(72) PASS THRU SPR ITEM 2156	SF
OTHR	Hinkston-Implementing Safe Work Zon	20.215	108,189	93,992	TRANSPORTATION, DEPARTMENT OF / FEDERAL HIGHWAY ADMINISTRATION	U.S. Department Of Transportation	693JJ31750004	FF
OTHR	Duncan-OSU Stillwater Community Tra	20.509	197,481	0	TRANSPORTATION, DEPARTMENT OF / FEDERAL TRANSIT ADMINISTRATION	Oklahoma Department of Transportation	OK-2017-023 PASS THRU RT2018-15	SF
OTHR	FY19 5311 Transit	20.509	414,074	0	TRANSPORTATION, DEPARTMENT OF / FEDERAL TRANSIT ADMINISTRATION	Oklahoma Department of Transportation	OK-2018-023 PASS THRU RT2019-15	SF
OTHR	OSU FY20 Transit Non-Urban Grant Federal	20.509	1,333,762	0	TRANSPORTATION, DEPARTMENT OF / FEDERAL TRANSIT ADMINISTRATION	Oklahoma Department of Transportation	OK-2019-025 PASS THRU RT2020-15	SF
OTHR	FY20 Transit Non-Urb Fed Grant	20.509	106,750	0	TRANSPORTATION, DEPARTMENT OF / FEDERAL TRANSIT ADMINISTRATION	Oklahoma Department of Transportation	OK-2019-025 PASS THRU RT2020-15	SF
OTHR	FY20 Transit Non-Urb Fed Grant	20.509	416,786	0	TRANSPORTATION, DEPARTMENT OF / FEDERAL TRANSIT ADMINISTRATION	Oklahoma Department of Transportation	OK-2019-025 PASS THRU RT2020-15	SF
OTHR	FY19 5311 Transit	20.509	519,672	0	TRANSPORTATION, DEPARTMENT OF / FEDERAL TRANSIT ADMINISTRATION	Oklahoma Department of Transportation	OK-2018-023 PASS THRU RT2019-15	SF
OTHR	Southern Plains Transportation Cent	20.701	78,724	0	TRANSPORTATION, DEPARTMENT OF / OFFICE OF THE SECRETARY	University of Oklahoma	DTRT13-G-UTC36 PASS THRU 2014-28	SF
TOTAL DEPARTMENT OF TRANSPORTATION			3,346,938	93,992				
NATIONAL ENDOWMENT FOR THE HUMANITIES								
OTHR	The State We're in: Water	45.024	6,141	0	NATIONAL ENDOWMENT FOR THE ARTS	National Endowment For The Arts	1853703-44-19	FF
OTHR	Arts Learning at the Stillwater Cen	45.025	1,500	0	NATIONAL ENDOWMENT FOR THE ARTS	Oklahoma Arts Council	1809856-61-18 PASS THRU 4701-7253	SF
TOTAL NATIONAL ENDOWMENT FOR THE HUMANITIES			7,641	0				
SMALL BUSINESS ADMINISTRATION								
OTHR	OSU ITC - Small Business Develop Ctr	59.037	(21,138)	0	SMALL BUSINESS ADMINISTRATION	Southeastern Oklahoma State University OKSBDC	SBAHQ-17-B-0050 PASS THRU 2018-090-002	SF
OTHR	OSU ITC-SBDC Year 8	59.037	61,339	0	SMALL BUSINESS ADMINISTRATION	Southeastern Oklahoma State University OKSBDC	SBAHQ19B0044 PASS THRU 2019090002	SF
OTHR	SBDC Data Center 2020	59.037	63,188	0	SMALL BUSINESS ADMINISTRATION	Southeastern Oklahoma State University OKSBDC	SBAHQ-19-B-0044 PASS THRU 2020-120-001	SF
OTHR	Oklahoma Small Business Development	59.037	5,132	0	SMALL BUSINESS ADMINISTRATION	Southeastern Oklahoma State University OKSBDC	SBAHQ-18-B-0033 PASS THRU 2019-120-007	SF
OTHR	OCES Small Business Development Cen	59.037	30,275	0	SMALL BUSINESS ADMINISTRATION	Southeastern Oklahoma State University OKSBDC	SBAHQ-19-B-0044 PASS THRU 2019-120-006	SF
OTHR	Veterans with Disabilities Entrepre	59.044	30,439	0	SMALL BUSINESS ADMINISTRATION	US Small Business Administration	SBAHQ18V0034	FF
OTHR	Veterans Disabilities of Entreprene	59.044	33,766	0	SMALL BUSINESS ADMINISTRATION	US Small Business Administration	SBAHQ19V0033	FF
TOTAL SMALL BUSINESS ADMINISTRATION			203,001	0				
ENVIRONMENTAL PROTECTION AGENCY								
OTHR	University Collaboration to Support	66.466	20,758	0	ENVIRONMENTAL PROTECTION AGENCY	Virginia Tech University	CB-96326201-0 PASS THRU 451287-19075A	PF
OTHR	2019 Pesticide Training	66.700	4,104	0	ENVIRONMENTAL PROTECTION AGENCY	Oklahoma Department of Agriculture	Pesticide Training PASS THRU PO 0409017196	SF
OTHR	2020 Pesticide Training	66.700	69,388	0	ENVIRONMENTAL PROTECTION AGENCY	Oklahoma Department of Agriculture	Pesticide Training PASS THRU PO 0409017196	SF
TOTAL ENVIRONMENTAL PROTECTION AGENCY			94,250	0				
DEPARTMENT OF ENERGY								
OTHR	MSA Customized Fire Suppression & F	81.000	47,141	0	DEPARTMENT OF ENERGY	Mission Support Alliance Llc	DEAC0609RL14728 PASS THRU 70487	PF
TOTAL DEPARTMENT OF ENERGY			47,141	0				
DEPARTMENT OF EDUCATION								
OTHR	ABE FY19 Federal	84.002	10,287	0	EDUCATION, DEPARTMENT OF / Office of Career, Technical, and Adult Education	OK Department of Career & Technology	V002A180037 PASS THRU ABE - FEDERAL	SF
OTHR	FY20 ABE Federal at OSUIT	84.002	103,799	0	EDUCATION, DEPARTMENT OF / Office of Career, Technical, and Adult Education	OK Department of Career & Technology	V002A190037 PASS THRU FY20 ABE FEDERAL AT OSUIT	SF
OTHR	Early Childhood Partnership project	84.010	89,137	0	EDUCATION, DEPARTMENT OF / OFFICE OF ELEMENTARY AND SECONDARY EDUCATION	Stillwater Public Schools	S010A190036 PASS THRU EARLY CHILDHOOD PARTNERSHIP PR	PF
OTHR	Stem-Title Iii	84.031	(56,526)	0	EDUCATION, DEPARTMENT OF / OFFICE OF POSTSECONDARY EDUCATION	U.S. Department of Education	PO31A110187	FF
OTHR	OSUIT Carl Perkins FY20	84.048	120,424	0	EDUCATION, DEPARTMENT OF / Office of Career, Technical, and Adult Education	OK Department of Career & Technology	V002A190037 PASS THRU FY20 OSU IT CARL PERKINS	SF
OTHR	FY18 Carl Perkins Grant-Career Tech	84.048	(5,286)	0	EDUCATION, DEPARTMENT OF / Office of Career, Technical, and Adult Education	OK Department of Career & Technology	V048A170036 PASS THRU WSAG1617FLAFLACPPS422	SF
OTHR	FY19 Carl Perkins Grant	84.048	2,253	0	EDUCATION, DEPARTMENT OF / Office of Career, Technical, and Adult Education	OK Department of Career & Technology	V048A180036 PASS THRU FY19 CARL PERKINS	SF
OTHR	FY20 Carl Perkins Grant	84.048	295,732	45,842	EDUCATION, DEPARTMENT OF / Office of Career, Technical, and Adult Education	OK Department of Career & Technology	V048A190036 PASS THRU FY20 CARL PERKINS GRANT	SF
OTHR	DRS State Appropriations	84.126	65	0	EDUCATION, DEPARTMENT OF / OFFICE OF SPECIAL EDUCATION AND REHABILITATIVE SERVICES	Department of Rehabilitation Services	H126A170053 PASS THRU PO8059017885	SF
OTHR	DRS-Workforce Accessibility	84.126	(73)	0	EDUCATION, DEPARTMENT OF / OFFICE OF SPECIAL EDUCATION AND REHABILITATIVE SERVICES	Department of Rehabilitation Services	H126A170053 PASS THRU PO8059017919	SF
OTHR	Oklahoma Rehabilitation Council (OR	84.126	43,136	0	EDUCATION, DEPARTMENT OF / OFFICE OF SPECIAL EDUCATION AND REHABILITATIVE SERVICES	Department of Rehabilitation Services	H126A170053 PASS THRU PO8059018246	SF
OTHR	DRS-Workforce Accessibility	84.126	216,104	0	EDUCATION, DEPARTMENT OF / OFFICE OF SPECIAL EDUCATION AND REHABILITATIVE SERVICES	Department of Rehabilitation Services	H126A170053 PASS THRU PO8059018559	SF
OTHR	Oklahoma Rehabilitation Council (OR	84.126	125,360	0	EDUCATION, DEPARTMENT OF / OFFICE OF SPECIAL EDUCATION AND REHABILITATIVE SERVICES	Department of Rehabilitation Services	H126A200053 PASS THRU PO8059018906	SF
OTHR	DRS-Workforce Accessibility	84.126	62	0	EDUCATION, DEPARTMENT OF / OFFICE OF SPECIAL EDUCATION AND REHABILITATIVE SERVICES	Department of Rehabilitation Services	H126A170053 PASS THRU PO8059019118	SF
OTHR	Osage County Interlocal Cooperative	84.184	92,180	0	EDUCATION, DEPARTMENT OF / OFFICE OF ELEMENTARY AND SECONDARY EDUCATION	Osage County Interlocal Cooperative	U411CI70219 PASS THRU FY20 COOPERATIVE PROJECTS	PF
OTHR	Project PREPARE Practicum Program F	84.184	15,704	0	EDUCATION, DEPARTMENT OF / OFFICE OF ELEMENTARY AND SECONDARY EDUCATION	Osage County Interlocal Cooperative	S184X190011 PASS THRU PROJECT PREPARE PRACTICUM PROG	PF
OTHR	OCIC School Climate Transformation	84.184	77,629	0	EDUCATION, DEPARTMENT OF / OFFICE OF ELEMENTARY AND SECONDARY EDUCATION	Osage County Interlocal Cooperative	S184F180008 PASS THRU OCIC SCHOOL CLIMATE TRANSFORMA	PF
OTHR	Duhon-Oklahoma Tiered Intervention	84.323	802	0	EDUCATION, DEPARTMENT OF / OFFICE OF SPECIAL EDUCATION AND REHABILITATIVE SERVICES	OK State Department of Education	H323A17008 PASS THRU PO2659017138	SF
OTHR	Oklahoma Tiered Intervention Suppo	84.323	168,678	0	EDUCATION, DEPARTMENT OF / OFFICE OF SPECIAL EDUCATION AND REHABILITATIVE SERVICES	OK State Department of Education	H323A170008 PASS THRU PO2659017138	SF
OTHR	CCAMPIS; Student in Need: Support f	84.335	9,127	600	U.S. DEPARTMENT OF EDUCATION	U.S. Department of Education	P335A190348	FF
OTHR	NWP Advanced Institute (AI)	84.367	5	0	EDUCATION, DEPARTMENT OF / OFFICE OF ELEMENTARY AND SECONDARY EDUCATION	National Writing Project	4367D150004 PASS THRU 2016NWPACIRWP	PF
OTHR	Writing the Past, Changing the Futu	84.367	9,149	0	EDUCATION, DEPARTMENT OF / OFFICE OF ELEMENTARY AND SECONDARY EDUCATION	National Writing Project	U367D150004 PASS THRU 92-OK01-LRNG2019	PF
OTHR	Osage County Interlocal Cooperative	84.411	20,306	0	EDUCATION, DEPARTMENT OF / OII - OFFICE OF INNOVATION AND IMPROVEMENT	Osage County Interlocal Cooperative	S184G140202 PASS THRU FY20 PRACTICUM AGREEMENT	PF
OTHR	2019-2020 YEAR 3 I3 SCALE UP C3WP P	84.411	49,311	0	EDUCATION, DEPARTMENT OF / OII - OFFICE OF INNOVATION AND IMPROVEMENT	National Writing Project	U411A160004 PASS THRU 92-OK01-2019I3C3WP	PF
OTHR	Pathway to Academic Success	84.411	20,892	0	EDUCATION, DEPARTMENT OF / OII - OFFICE OF INNOVATION AND IMPROVEMENT	University Of California Irvine	U411B130029 PASS THRU UCI WRITING PROJECT	PF
TOTAL DEPARTMENT OF EDUCATION			1,408,257	46,442				

DEPARTMENT OF HEALTH AND HUMAN SERVICES

OTHR	REMMS Conference Contract 2019	93.074	39,010	0	HEALTH AND HUMAN SERVICES, DEPARTMENT OF / CENTERS FOR DISEASE CONTROL AND PREVENTION	Oklahoma State Department of Health	NU90TP921909 PASS THRU PO3409022710	SF
OTHR	NUGen2 (TL160T518	93.093	(125)	0	HEALTH AND HUMAN SERVICES, DEPARTMENT OF / ADMINISTRATION FOR CHILDREN AND FAMILIES	Northwestern University	90HG1002 PASS THRU SP0044099-PROJ0013188	PF
OTHR	The Northwestern University Two-Gen	93.093	35,644	0	HEALTH AND HUMAN SERVICES, DEPARTMENT OF / ADMINISTRATION FOR CHILDREN AND FAMILIES	Northwestern University	90HG1002-03-00 PASS THRU SP0049230-PROJ0014190	PF
OTHR	Yr. 4-The Northwestern University T	93.093	60,969	0	HEALTH AND HUMAN SERVICES, DEPARTMENT OF / ADMINISTRATION FOR CHILDREN AND FAMILIES	Northwestern University	90HG1002-04 PASS THRU 60054785	PF
OTHR	Produce Safety Rule Related Educati	93.103	160,824	0	HEALTH AND HUMAN SERVICES, DEPARTMENT OF / FOOD AND DRUG ADMINISTRATION	Oklahoma Department of Agriculture	1U18FD00589101 PASS THRU 1U18FD00589101	SF
OTHR	Produce Safety Rule Related Educati	93.103	34,143	0	HEALTH AND HUMAN SERVICES, DEPARTMENT OF / FOOD AND DRUG ADMINISTRATION	Oklahoma Department of Agriculture	1U18FD00589101 PASS THRU 1U18FD00589101	SF
OTHR	Produce Safety Rule Related Educati	93.103	4,413	0	HEALTH AND HUMAN SERVICES, DEPARTMENT OF / FOOD AND DRUG ADMINISTRATION	Oklahoma Department of Agriculture	1U18FD00589101 PASS THRU 1U18FD00589101	SF
OTHR	Produce Safety Rule related Educati	93.103	1,022	0	HEALTH AND HUMAN SERVICES, DEPARTMENT OF / FOOD AND DRUG ADMINISTRATION	Oklahoma Department of Agriculture	1U18FD00589101 PASS THRU 0409017532	SF
OTHR	Produce Safety Rule related educati	93.103	3,115	0	HEALTH AND HUMAN SERVICES, DEPARTMENT OF / FOOD AND DRUG ADMINISTRATION	Oklahoma Department of Agriculture	1U18FD00589101 PASS THRU 0409017532	SF
OTHR	OADDL Testing Support for CVM Vet-L	93.103	4,807	0	HEALTH AND HUMAN SERVICES, DEPARTMENT OF / FOOD AND DRUG ADMINISTRATION	U.S. Food and Drug Administration	5U18FD00516204	FF
OTHR	OADDL Testing Support for CVM Vet-L	93.103	35,280	0	HEALTH AND HUMAN SERVICES, DEPARTMENT OF / FOOD AND DRUG ADMINISTRATION	U.S. Food and Drug Administration	1U18FD006671-01	FF
OTHR	Williamson-System of Care: Stregthe	93.104	(16)	0	HEALTH AND HUMAN SERVICES, DEPARTMENT OF / SUBSTANCE ABUSE AND MENTAL HEALTH SERVICES	Oklahoma Department of Mental Health and Substance Ai	1H79SM063403 PASS THRU PO4529053725	SF
OTHR	System of Care: Strengthening our C	93.104	3,956	0	HEALTH AND HUMAN SERVICES, DEPARTMENT OF / SUBSTANCE ABUSE AND MENTAL HEALTH SERVICES	Oklahoma Department of Mental Health and Substance Ai	1H79SM063403 PASS THRU PO4529053725	SF
OTHR	System of Care: Strengthening our C	93.104	130,294	0	HEALTH AND HUMAN SERVICES, DEPARTMENT OF / SUBSTANCE ABUSE AND MENTAL HEALTH SERVICES	Oklahoma Department of Mental Health and Substance Ai	1H79SM063403 PASS THRU PO4529059967	SF
OTHR	Strengthening our CareNet (SOC2)	93.104	141,824	0	HEALTH AND HUMAN SERVICES, DEPARTMENT OF / SUBSTANCE ABUSE AND MENTAL HEALTH SERVICES	Oklahoma Department of Mental Health and Substance Ai	1H79SM063403 PASS THRU PO 4529060147	SF
OTHR	Area Health Education Centers (AHEC	93.107	35,632	0	HEALTH AND HUMAN SERVICES, DEPARTMENT OF / HEALTH RESOURCES AND SERVICES ADMINISTRATK	Health Resources and Services Administration	6U77HP31121	FF
OTHR	AHEC-Area Health Education Centers	93.107	258,695	173,243	HEALTH AND HUMAN SERVICES, DEPARTMENT OF / HEALTH RESOURCES AND SERVICES ADMINISTRATK	Health Resources and Services Administration	U77HP31121	FF
OTHR	Hackler-AHEC-Area Health Education	93.107	(16,132)	0	HEALTH AND HUMAN SERVICES, DEPARTMENT OF / HEALTH RESOURCES AND SERVICES ADMINISTRATK	Health Resources and Services Administration	U77HP31121	FF
OTHR	AHEC-Area Health Education Centers	93.107	186,919	86,012	HEALTH AND HUMAN SERVICES, DEPARTMENT OF / HEALTH RESOURCES AND SERVICES ADMINISTRATK	Health Resources and Services Administration	U77HP31121	FF
OTHR	Heartland Telehealth Resource Cente	93.211	33,534	0	HEALTH AND HUMAN SERVICES, DEPARTMENT OF / HEALTH RESOURCES AND SERVICES ADMINISTRATK	University Of Kansas Medical Center Research Institute Inc	5G22RH30363 PASS THRU Z1N00033	PF
OTHR	Wheeler-Heartland Telehealth Res Ct	93.211	2,510	0	HEALTH AND HUMAN SERVICES, DEPARTMENT OF / HEALTH RESOURCES AND SERVICES ADMINISTRATK	University Of Kansas Medical Center Research Institute Inc	G22RH303630200 PASS THRU Z1N00031	PF
OTHR	Heartland Telehealth Resource Cente	93.211	5,714	0	HEALTH AND HUMAN SERVICES, DEPARTMENT OF / HEALTH RESOURCES AND SERVICES ADMINISTRATK	University Of Kansas Medical Center Research Institute Inc	G22RH30363 PASS THRU Z1N00032	PF
OTHR	FLEX Rural Veterans Health Access P	93.241	169,006	0	HEALTH AND HUMAN SERVICES, DEPARTMENT OF / HEALTH RESOURCES AND SERVICES ADMINISTRATK	Health Resources and Services Administration	H3GRH333187	FF
OTHR	Kaiser-FLEX-Rural Hospital Flexibil	93.241	309,320	0	HEALTH AND HUMAN SERVICES, DEPARTMENT OF / SUBSTANCE ABUSE AND MENTAL HEALTH SERVICES	U.S. Department of Health and Human Services	H54RH00058	FF
OTHR	FLEX-Rural Hospital Flexibility Pro	93.241	367,407	0	HEALTH AND HUMAN SERVICES, DEPARTMENT OF / HEALTH RESOURCES AND SERVICES ADMINISTRATK	Health Resources and Services Administration	U2WRH33319	FF
OTHR	Williamson-Project LAUNCH - Infant	93.243	(2,808)	0	HEALTH AND HUMAN SERVICES, DEPARTMENT OF / SUBSTANCE ABUSE AND MENTAL HEALTH SERVICES	Oklahoma State Department of Health	N/A PASS THRU PO3409020853	SF
OTHR	Jaco-Okmulgee County Consortium - S	93.243	39,580	0	HEALTH AND HUMAN SERVICES, DEPARTMENT OF / SUBSTANCE ABUSE AND MENTAL HEALTH SERVICES	U.S. Department of Health and Human Services	1H79SPO2193301	FF
OTHR	Creek County SPF-PFS Federal	93.243	2,903	0	HEALTH AND HUMAN SERVICES, DEPARTMENT OF / SUBSTANCE ABUSE AND MENTAL HEALTH SERVICES	Oklahoma Department of Mental Health and Substance Ai	3B08TI010042 PASS THRU PO4529049838	SF
OTHR	Creek County RX	93.243	3,813	0	HEALTH AND HUMAN SERVICES, DEPARTMENT OF / SUBSTANCE ABUSE AND MENTAL HEALTH SERVICES	Oklahoma Department of Mental Health and Substance Ai	3B08TI010042 PASS THRU PO4529049838	SF
OTHR	Pawnee County SPF-PFS Federal	93.243	5,245	0	HEALTH AND HUMAN SERVICES, DEPARTMENT OF / SUBSTANCE ABUSE AND MENTAL HEALTH SERVICES	Oklahoma Department of Mental Health and Substance Ai	3B08TI010042 PASS THRU PO4529049814	SF
OTHR	Pawnee County SPF-RX	93.243	(4,314)	0	HEALTH AND HUMAN SERVICES, DEPARTMENT OF / SUBSTANCE ABUSE AND MENTAL HEALTH SERVICES	Oklahoma Department of Mental Health and Substance Ai	3B08TI010042 PASS THRU PO4529049814	SF
OTHR	Project LAUNCH-Infant and Early Chi	93.243	11,938	0	HEALTH AND HUMAN SERVICES, DEPARTMENT OF / SUBSTANCE ABUSE AND MENTAL HEALTH SERVICES	Oklahoma State Department of Health	5HR15M054865 PASS THRU PO3409022633	SF
OTHR	Pawnee County SPF-PFS Federal Fundi	93.243	33,775	0	HEALTH AND HUMAN SERVICES, DEPARTMENT OF / SUBSTANCE ABUSE AND MENTAL HEALTH SERVICES	Oklahoma Department of Mental Health and Substance Ai	U795PO20703 PASS THRU PO4529060035	SF
OTHR	Pawnee County SPF-RX-Federal	93.243	4,360	0	HEALTH AND HUMAN SERVICES, DEPARTMENT OF / SUBSTANCE ABUSE AND MENTAL HEALTH SERVICES	Oklahoma Department of Mental Health and Substance Ai	U795PO22096 PASS THRU PO4529060035	SF
OTHR	Creek SPF-PFS-CSAP-Fed	93.243	40,456	0	HEALTH AND HUMAN SERVICES, DEPARTMENT OF / SUBSTANCE ABUSE AND MENTAL HEALTH SERVICES	Oklahoma Department of Mental Health and Substance Ai	U795PO20703 PASS THRU PO4529060036	SF
OTHR	Creek SPF-RX-Federal	93.243	2,384	0	HEALTH AND HUMAN SERVICES, DEPARTMENT OF / SUBSTANCE ABUSE AND MENTAL HEALTH SERVICES	Oklahoma Department of Mental Health and Substance Ai	U795PO22096 PASS THRU PO4529060036	SF
OTHR	Iowa Tribe of Oklahoma Native Conne	93.243	61,538	0	HEALTH AND HUMAN SERVICES, DEPARTMENT OF / SUBSTANCE ABUSE AND MENTAL HEALTH SERVICES	Iowa Tribe Of Oklahoma	H795SM082050 PASS THRU IOWA TRIBE OF OKLAHOMA NATIVE	PF
OTHR	Oklahoma AWARE	93.243	105,649	0	HEALTH AND HUMAN SERVICES, DEPARTMENT OF / SUBSTANCE ABUSE AND MENTAL HEALTH SERVICES	OK State Department of Education	1H79SM080968 PASS THRU PO2659018217	SF
OTHR	Finding Hope	93.243	51,694	0	HEALTH AND HUMAN SERVICES, DEPARTMENT OF / SUBSTANCE ABUSE AND MENTAL HEALTH SERVICES	U.S. Department of Health and Human Services	H79SM081389	FF
OTHR	Graduate Medical Education on Treat	93.243	68,342	0	HEALTH AND HUMAN SERVICES, DEPARTMENT OF / SUBSTANCE ABUSE AND MENTAL HEALTH SERVICES	Substance Abuse And Mental Health Services Administrati	H79TI081663	FF
OTHR	Beaman-Project LAUNCH	93.243	1,300	0	HEALTH AND HUMAN SERVICES, DEPARTMENT OF / SUBSTANCE ABUSE AND MENTAL HEALTH SERVICES	Oklahoma State Department of Health	1H79SM061293 PASS THRU 3409021980	SF
OTHR	Provider's Clinical Support System	93.243	22,148	0	HEALTH AND HUMAN SERVICES, DEPARTMENT OF / SUBSTANCE ABUSE AND MENTAL HEALTH SERVICES	Substance Abuse And Mental Health Services Administrati	H79TI081663	FF
OTHR	Finding Hope	93.243	27,891	0	HEALTH AND HUMAN SERVICES, DEPARTMENT OF / SUBSTANCE ABUSE AND MENTAL HEALTH SERVICES	U.S. Department of Health and Human Services	H79SM081389	FF
OTHR	Basic Opioid Education for Patient	93.243	1,578	0	HEALTH AND HUMAN SERVICES, DEPARTMENT OF / SUBSTANCE ABUSE AND MENTAL HEALTH SERVICES	Tulsa City County Health Department	U79SP022096 PASS THRU 5-42.05/180816	PF
OTHR	Project LAUNCH	93.243	33,187	0	HEALTH AND HUMAN SERVICES, DEPARTMENT OF / SUBSTANCE ABUSE AND MENTAL HEALTH SERVICES	Oklahoma State Department of Health	1H79SM061293 PASS THRU PO 3409021980	SF
OTHR	Jaco-Okmulgee DFC-Year 10	93.276	24,653	0	HEALTH AND HUMAN SERVICES, DEPARTMENT OF / SUBSTANCE ABUSE AND MENTAL HEALTH SERVICES	Substance Abuse And Mental Health Services Administrati	H79SP023002	FF
OTHR	DFC Creek County Substance Abuse Pr	93.276	59,941	0	HEALTH AND HUMAN SERVICES, DEPARTMENT OF / SUBSTANCE ABUSE AND MENTAL HEALTH SERVICES	Substance Abuse And Mental Health Services Administrati	H79SP081759	FF
OTHR	Curbing Obesity in Adair and Muskog	93.319	336,305	0	HEALTH AND HUMAN SERVICES, DEPARTMENT OF / CENTERS FOR DISEASE CONTROL AND PREVENTION	U.S. Department of Health and Human Services	NU58DP006565	FF
OTHR	Curbing Obesity in Adair and Muskog	93.319	44,471	0	HEALTH AND HUMAN SERVICES, DEPARTMENT OF / CENTERS FOR DISEASE CONTROL AND PREVENTION	U.S. Department of Health and Human Services	NU58DP006565	FF
OTHR	Supplemental Food Systems	93.319	2,648	0	HEALTH AND HUMAN SERVICES, DEPARTMENT OF / CENTERS FOR DISEASE CONTROL AND PREVENTION	U.S. Department of Health and Human Services	NU58DP006565	FF
OTHR	#Oklahoma4ramps	93.325	68,347	0	HEALTH AND HUMAN SERVICES, DEPARTMENT OF / ADMINISTRATION FOR COMMUNITY LIVING (ACL)	Christopher Reeve Foundation	90PRRC0002-01-01 PASS THRU CA 90PRRC0002-01-01	PF
OTHR	Public Healthy Crisis Response Coop	93.354	532,567	0	HEALTH AND HUMAN SERVICES, DEPARTMENT OF / CENTERS FOR DISEASE CONTROL AND PREVENTION	Oklahoma State Department of Health	1NU90TP921976-01-00 PASS THRU PO# 3409022499	SF
OTHR	Oklahoma - Improving the Health of	93.426	133,589	0	HEALTH AND HUMAN SERVICES, DEPARTMENT OF / CENTERS FOR DISEASE CONTROL AND PREVENTION	Oklahoma State Department of Health	NU58DP006549 PASS THRU PO# 2659017561	SF
OTHR	Jaco-AT-SWADA	93.433	42,412	0	HEALTH AND HUMAN SERVICES, DEPARTMENT OF / ADMINISTRATION FOR COMMUNITY LIVING (ACL)	Memorial Hermann Health System	90DP00920100 PASS THRU 18-1656/17-1627	PF
OTHR	Jaco-Oklahoma ABLE Tech	93.464	(160)	0	HEALTH AND HUMAN SERVICES, DEPARTMENT OF / ADMINISTRATION FOR COMMUNITY LIVING (ACL)	U.S. Department of Health and Human Services	1701OKSGAT20171	FF
OTHR	Jaco-Oklahoma ABLE Tech	93.464	(643)	0	HEALTH AND HUMAN SERVICES, DEPARTMENT OF / ADMINISTRATION FOR COMMUNITY LIVING (ACL)	U.S. Department of Health and Human Services	1801OKSGAT	FF
OTHR	Oklahoma ABLE Tech	93.464	338,986	0	HEALTH AND HUMAN SERVICES, DEPARTMENT OF / ADMINISTRATION FOR COMMUNITY LIVING (ACL)	U.S. Department of Health and Human Services	1902OKATSG-00	FF
OTHR	Oklahoma ABLE Tech	93.464	138,944	0	HEALTH AND HUMAN SERVICES, DEPARTMENT OF / ADMINISTRATION FOR COMMUNITY LIVING (ACL)	U.S. Department of Health and Human Services	2001OKATSG-00	FF
OTHR	OkAT	93.469	(109)	0	HEALTH AND HUMAN SERVICES, DEPARTMENT OF / ADMINISTRATION FOR COMMUNITY LIVING (ACL)	Oklahoma Assisitive Technology Foundation	90ATTFF0010-01-00 PASS THRU OKAT	PF
OTHC	OSUIT TANF Mpower FY20	93.558	135,433	0	HEALTH AND HUMAN SERVICES, DEPARTMENT OF / ADMINISTRATION FOR CHILDREN AND FAMILIES	OK State Regents for Higher Education	2001OKTANF PASS THRU OSUIT TANF MPOWER FY20	SF
OTHC	FY19 Project Reach Grant	93.558	3,161	0	HEALTH AND HUMAN SERVICES, DEPARTMENT OF / ADMINISTRATION FOR CHILDREN AND FAMILIES	OK State Regents for Higher Education	15000402 PASS THRU 100402	SF
OTHC	FY20 Project Reach Fund	93.558	214,566	0	HEALTH AND HUMAN SERVICES, DEPARTMENT OF / ADMINISTRATION FOR CHILDREN AND FAMILIES	OK State Regents for Higher Education	PA20000528 PASS THRU FY20 TANF	SF
OTHR	Rosson-FY18 Scholars for Excellence	93.576	(5,958)	0	HEALTH AND HUMAN SERVICES, DEPARTMENT OF / ADMINISTRATION FOR CHILDREN AND FAMILIES	OK State Regents for Higher Education	90YE0189 PASS THRU PO300352	SF
OTHR	Value Based Medical Student Educati	93.680	475,596	0	HEALTH AND HUMAN SERVICES, DEPARTMENT OF HEALTH RESOURCES AND SERVICES ADMINISTRATIO	Health Resources and Services Administration	T99HP33555	FF
OTHR	Region 9-STR Creek	93.788	30,412	0	HEALTH AND HUMAN SERVICES, DEPARTMENT OF / SUBSTANCE ABUSE AND MENTAL HEALTH SERVICES	Oklahoma Department of Mental Health and Substance Ai	1H79TI081698/1H79TI080244 PASS THRU PO4529059773	SF
OTHR	Region 9-STR Okmulgee County	93.788	6,810	0	HEALTH AND HUMAN SERVICES, DEPARTMENT OF / SUBSTANCE ABUSE AND MENTAL HEALTH SERVICES	Oklahoma Department of Mental Health and Substance Ai	1H79TI081698/1H79TI080244 PASS THRU PO4529059773	SF

OTHR	Region 3-STR Payne County	93.788	6,200	0	HEALTH AND HUMAN SERVICES, DEPARTMENT OF / SUBSTANCE ABUSE AND MENTAL HEALTH SERVICES	Oklahoma Department of Mental Health and Substance Ai	1H79TI081698/1H79TI080244 PASS THRU PO4529059774	SF
OTHR	Region 3-STR Pawnee County	93.788	19,478	0	HEALTH AND HUMAN SERVICES, DEPARTMENT OF / SUBSTANCE ABUSE AND MENTAL HEALTH SERVICES	Oklahoma Department of Mental Health and Substance Ai	1H79TI081698/1H79TI080244 PASS THRU PO4529059774	SF
OTHR	OSU State Opioid Response Grant	93.788	42,977	0	HEALTH AND HUMAN SERVICES, DEPARTMENT OF / SUBSTANCE ABUSE AND MENTAL HEALTH SERVICES	OK State Regents for Higher Education	1H79TI081698 PASS THRU OSU STATE OPIOID RESPONSE GRAN	SF
OTHR	OSU Rural Opioid Technical Assistan	93.788	42,985	0	HEALTH AND HUMAN SERVICES, DEPARTMENT OF / SUBSTANCE ABUSE AND MENTAL HEALTH SERVICES	Substance Abuse And Mental Health Services Administrati	H79TI082572	FF
OTHR	ROTA	93.788	91,398	0	HEALTH AND HUMAN SERVICES, DEPARTMENT OF / SUBSTANCE ABUSE AND MENTAL HEALTH SERVICES	Substance Abuse And Mental Health Services Administrati	H79TI082572	FF
OTHR	Opioid STR Project ECHO	93.788	125,422	0	HEALTH AND HUMAN SERVICES, DEPARTMETN OF/SUBSTANCE ABUSE AND MENTAL HEALTH SERVICES	Oklahoma Department of Mental Health	1H79TI080244 PASS THRU PO4529060985	SF
OTHR	Opioid STR Project Echo	93.788	899	0	HEALTH AND HUMAN SERVICES, DEPARTMETN OF/SUBSTANCE ABUSE AND MENTAL HEALTH SERVICES	Oklahoma Department of Mental Health	1H79TI080244 PASS THRU PO4529055565	SF
OTHR	Opioid STR Project Echo	93.788	107,324	0	HEALTH AND HUMAN SERVICES, DEPARTMETN OF/SUBSTANCE ABUSE AND MENTAL HEALTH SERVICES	Oklahoma Department of Mental Health	1H79TI080244 PASS THRU PO4529058388	SF
OTHR	Primary Care Enhancement and Traini	93.844	48,852	0	HEALTH AND HUMAN SERVICES, DEPARTMENT OF / ADMINISTRATION FOR COMMUNITY LIVING (ACL)	Health Resources and Services Administration	T13HP31905	FF
OTHR	Primary Care Enhancement and Traini	93.884	274,222	0	HEALTH AND HUMAN SERVICES, DEPARTMENT OF / HEALTH RESOURCES AND SERVICES ADMINISTRATIK	Health Resources and Services Administration	T13HP31905	FF
OTHR	Rural Communities Opioid Response (93.912	174,645	0	HEALTH AND HUMAN SERVICES, DEPARTMENT OF / HEALTH RESOURCES AND SERVICES ADMINISTRATIK	Health Resources and Services Administration	G25RH32987	FF
OTHR	Rural Health Network Development Pr	93.912	259,831	0	HEALTH AND HUMAN SERVICES, DEPARTMENT OF / HEALTH RESOURCES AND SERVICES ADMINISTRATIK	Health Resources and Services Administration	D06RH31060	FF
OTHR	Rural Communities Opioid Response (93.912	786	0	HEALTH AND HUMAN SERVICES, DEPARTMENT OF / HEALTH RESOURCES AND SERVICES ADMINISTRATIK	Health Resources and Services Administration	G25RH32987	FF
OTHR	Fural Health Network Development Pr	93.912	2,133	0	HEALTH AND HUMAN SERVICES, DEPARTMENT OF / HEALTH RESOURCES AND SERVICES ADMINISTRATIK	Rural Health Network Of Oklahoma Inc	D06RH31060 PASS THRU RHNDP	PF
OTHR	SORH - State Office of Rural Health	93.913	177,215	0	HEALTH AND HUMAN SERVICES, DEPARTMENT OF / HEALTH RESOURCES AND SERVICES ADMINISTRATIK	Health Resources and Services Administration	H95RH00153	FF
OTHR	Kaiser-SORH-State Office of Rural H	93.913	(4,638)	0	HEALTH AND HUMAN SERVICES, DEPARTMENT OF / HEALTH RESOURCES AND SERVICES ADMINISTRATIK	U.S. Department of Health and Human Services	H95RH001531600	FF
OTHR	SORH - State Office of Rural Health	93.913	13,086	0	HEALTH AND HUMAN SERVICES, DEPARTMENT OF / HEALTH RESOURCES AND SERVICES ADMINISTRATIK	U.S. Department of Health and Human Services	H95RH00153-17-02	FF
OTHR	Improving HIV Health Outcomes	93.914	137,386	0	HEALTH AND HUMAN SERVICES, DEPARTMENT OF / HEALTH RESOURCES AND SERVICES ADMINISTRATIK	AIDS United	U69HA310670100 PASS THRU AIDS UNITED SUBAWARD 7-522720	PF
OTHR	Improving HIV Health Ou	93.914	35,393	0	HEALTH AND HUMAN SERVICES, DEPARTMENT OF / HEALTH RESOURCES AND SERVICES ADMINISTRATIK	AIDS United	U69HA310670100 PASS THRU AIDS UNITED SUBAWARD 7-592549	PF
OTHR	Improving HIV Health Outcomes	93.914	1,225	0	HEALTH AND HUMAN SERVICES, DEPARTMENT OF / HEALTH RESOURCES AND SERVICES ADMINISTRATIK	AIDS United	U69HA310670100 PASS THRU AIDS UNITED SUBAWARD 7-592549	PF
OTHR	Ryan White Part B Interagency	93.917	633,611	0	HEALTH AND HUMAN SERVICES, DEPARTMENT OF / HEALTH RESOURCES AND SERVICES ADMINISTRATIK	Oklahoma State Department of Health	X07HA00048 PASS THRU PO 3409022109	SF
OTHR	Ryan White Part B Interagency	93.917	100,015	0	HEALTH AND HUMAN SERVICES, DEPARTMENT OF / HEALTH RESOURCES AND SERVICES ADMINISTRATIK	Oklahoma State Department of Health	X07HA00048 PASS THRU PO 3409022109	SF
OTHR	Baker-Ryan White Part B Interagency	93.917	(32,121)	0	HEALTH AND HUMAN SERVICES, DEPARTMENT OF / HEALTH RESOURCES AND SERVICES ADMINISTRATIK	Oklahoma State Department of Health	X07HA00048 PASS THRU PO 3409022109	SF
OTHR	Ryan White II HIV Home Health Progr	93.917	406	0	HEALTH AND HUMAN SERVICES, DEPARTMENT OF / HEALTH RESOURCES AND SERVICES ADMINISTRATIK	Oklahoma State Department of Health	X07HA00048 PASS THRU 3409020708	SF
OTHR	COVID-19 Ryan White HIV/AIDS Program P	93.918	12,516	0	HEALTH AND HUMAN SERVICES, DEPARTMENT OF / HEALTH RESOURCES AND SERVICES ADMINISTRATIK	U.S. Department of Health and Human Services	1H7CHA37329	FF
OTHR	Ryan White Title III HIV Capacity D	93.918	61,449	0	HEALTH AND HUMAN SERVICES, DEPARTMENT OF / HEALTH RESOURCES AND SERVICES ADMINISTRATIK	Health Resources and Services Administration	P06HA33753	FF
OTHR	Ryan White Part C Outpatient EIS Pr	93.918	299,295	0	HEALTH AND HUMAN SERVICES, DEPARTMENT OF / HEALTH RESOURCES AND SERVICES ADMINISTRATIK	Health Resources and Services Administration	H76HA00187	FF
OTHR	Ryan White Title Iii	93.918	(498)	0	HEALTH AND HUMAN SERVICES, DEPARTMENT OF / HEALTH RESOURCES AND SERVICES ADMINISTRATIK	Health Resources and Services Administration	H76HA00187	FF
OTHR	Ryan White HIV/AIDS Prog Part C Ear	93.918	2,891	0	HEALTH AND HUMAN SERVICES, DEPARTMENT OF / HEALTH RESOURCES AND SERVICES ADMINISTRATIK	Health Resources and Services Administration	2 H76HA00187-22-00	FF
OTHR	Baker-Ryan White Title III HIV Capa	93.918	(2,070)	0	HEALTH AND HUMAN SERVICES, DEPARTMENT OF / HEALTH RESOURCES AND SERVICES ADMINISTRATIK	Health Resources and Services Administration	P06HA31417	FF
OTHR	Ryan White HIV/AIDS Program Parct C	93.918	508,661	0	HEALTH AND HUMAN SERVICES, DEPARTMENT OF / HEALTH RESOURCES AND SERVICES ADMINISTRATIK	Health Resources and Services Administration	5H76HA00187-23-00	FF
OTHR	RW III HIV Capacity Development and	93.918	44,462	0	HEALTH AND HUMAN SERVICES, DEPARTMENT OF / HEALTH RESOURCES AND SERVICES ADMINISTRATIK	Health Resources and Services Administration	P06HA32357	FF
OTHR	Infant Mortality Reduction Initiati	93.926	156,143	0	HEALTH AND HUMAN SERVICES, DEPARTMENT OF / HEALTH RESOURCES AND SERVICES ADMINISTRATIK	Community Service Council of Greater Tulsa	H49MC27806 PASS THRU INFANT MORTALITY REDUCTION	PF
OTHR	Region 9-RPC Federal	93.959	3,289	0	HEALTH AND HUMAN SERVICES, DEPARTMENT OF / SUBSTANCE ABUSE AND MENTAL HEALTH SERVICES	Oklahoma Department of Mental Health and Substance Ai	3B08TI010042 PASS THRU PO4529050214	SF
OTHR	Region 3-RPC Federal	93.959	2,325	0	HEALTH AND HUMAN SERVICES, DEPARTMENT OF / SUBSTANCE ABUSE AND MENTAL HEALTH SERVICES	Oklahoma Department of Mental Health and Substance Ai	3B08TI010042 PASS THRU PO4529050203	SF
OTHR	Region 9-RPC Federal	93.959	107,320	0	HEALTH AND HUMAN SERVICES, DEPARTMENT OF / SUBSTANCE ABUSE AND MENTAL HEALTH SERVICES	Oklahoma Department of Mental Health and Substance Ai	3B08TI010042 PASS THRU PO4529050214	SF
OTHR	Region 3 RPC-Federal	93.959	139,905	0	HEALTH AND HUMAN SERVICES, DEPARTMENT OF / SUBSTANCE ABUSE AND MENTAL HEALTH SERVICES	Oklahoma Department of Mental Health and Substance Ai	3B08TI010042 PASS THRU PO4529050203	SF
OTHR	Amer Indians Psychol	93.970	80,980	0	HEALTH AND HUMAN SERVICES, DEPARTMENT OF / INDIAN HEALTH SERVICE	Indian Health Services	D912IHS0005	FF
OTHR	American Indians into Psychology	93.970	158,643	0	HEALTH AND HUMAN SERVICES, DEPARTMENT OF / INDIAN HEALTH SERVICE	U.S. Department of Health and Human Services	D912IHS0005	FF
TOTAL DEPARTMENT OF HEALTH AND HUMAN SERVICES			8,934,436	259,255				
DEPARTMENT OF HOMELAND SECURITY								
OTHR	Study of Emergency Services Funding	97.000	31,771	0	DEPARTMENT OF HOMELAND SECURITY	Federal Emergency Management Agency	70FA2019P000000050	FF
OTHR	Reed-National Fire Academy State Fi	97.043	(430)	0	HOMELAND SECURITY, DEPARTMENT OF / FEDERAL EMERGENCY MANAGEMENT AGENCY	Federal Emergency Management Agency	EMW2016GR00046	FF
OTHR	Reed-National Fire Academy State Fi	97.043	(5,727)	0	HOMELAND SECURITY, DEPARTMENT OF / FEDERAL EMERGENCY MANAGEMENT AGENCY	Federal Emergency Management Agency	EMW-2017-GR-00032	FF
OTHR	National Fire Academy State Fire Tr	97.043	4,486	0	HOMELAND SECURITY, DEPARTMENT OF / FEDERAL EMERGENCY MANAGEMENT AGENCY	Federal Emergency Management Agency	EMW-2018-GR-00032	FF
OTHR	Mobile Live Fire Liquefied Petroleu	97.044	163,653	0	HOMELAND SECURITY, DEPARTMENT OF / FEDERAL EMERGENCY MANAGEMENT AGENCY	Federal Emergency Management Agency	EMW-2017-FZ-00006	FF
OTHR	OKAT Fire Safety	97.044	3,872	0	HOMELAND SECURITY, DEPARTMENT OF / FEDERAL EMERGENCY MANAGEMENT AGENCY	Oklahoma Assistive Technology Foundation	EMW-2017-FP-00365 PASS THRU OKAT	PF
OTHR	Fire Safety solutions for Oklahoman	97.044	2,617	0	HOMELAND SECURITY, DEPARTMENT OF / FEDERAL EMERGENCY MANAGEMENT AGENCY	Oklahoma Assistive Technology Foundation	EMW-2017-FP-00365 PASS THRU OKAT	PF
OTHR	2017 Homeland Security Grant Progra	97.067	(2,643)	0	HOMELAND SECURITY, DEPARTMENT OF / FEDERAL EMERGENCY MANAGEMENT AGENCY	Oklahoma Office of Homeland Security	EMW-2018-SS-00024 PASS THRU 920.003	SF
TOTAL DEPARTMENT OF HOMELAND SECURITY			197,599	0				
OTHER FEDERAL AGENCIES								
OTHR	Fire Training	15.631	16	0	INTERIOR, DEPARTMENT OF THE / U.S. FISH AND WILDLIFE SERVICE	Oklahoma Conservation Commission	F13AP00262 PASS THRU PRESCRIBED FIRE TRAINING	SF
OTHR	W. David Baird Slide Collection of	89.003	2,985	0	NATIONAL ARCHIVES AND RECORDS ADMINISTRATION	Oklahoma Department Of Libraries	RC10024118 PASS THRU W. DAVID BAIRD SLIDE COLLECTIO	SF
TOTAL OTHER FEDERAL AGENCIES			3,001	0				
TOTAL TYPE B PROGRAMS			27,068,489	568,058				
TOTAL EXPENDITURES OF FEDERAL AWARDS			343,719,374	23,381,789				